



# **THE YEARBOOK**

of American & Canadian Churches

ASSOCIATION OF STATISTICIANS OF AMERICAN RELIGIOUS BODIES

# THE YEARBOOK OF AMERICAN & CANADIAN CHURCHES

Copyright © 2021 Association of Statisticians of American Religious Bodies All rights reserved.

No part of this book may be reproduced in any manner whatsoever without written permission of the publisher except in brief quotations embodied in critical articles or reviews. For more information, contact the Association of of Statisticians of American Religious Bodies

## ABOUT THE YEARBOOK

The Yearbook of American & Canadian Churches has served as the definitive handbook of North American denominations since 1916. Over our 100 year history, The Yearbook has remained an authoritative source for the most accurate and complete compilation of statistical data for North American religious bodies. Now an interactive online application, The Yearbook continues to catalog census information for \*\*\* denominational religious bodies. As of 2020, the Yearbook represents \*\*\*,\*\*\* faithful members, \*\*\*,\*\*\* clergy, \*\*\*,\*\*\* congregations, \*\*,\*\*\* educational bodies, and more than \$\*\*\*,\*\*\*,\*\*\*,\*\*\*.\*\* in total financial commitment.

Each listing contains a brief paragraph about the religious body, contact information for the group, and informative graphs detailing current and historical statistical data. Previously stewarded by the National Council of Churches, The Yearbook is overseen by the Association of Statisticians of American Religious Bodies (ASARB). in partnership with The National Council of Churches and Lake Institute on Faith and Giving. We invite you to join our effort by adding data for your religious group, becoming an ASARB member or making a contribution to our cause.

Visit us online at [www.asarb.org](http://www.asarb.org).

## OUR PARTNERS



## CHRISTIAN CHURCHES AND CHURCHES OF CHRIST



### Headquarters

4210 Bridgetown Rd.  
Box 11326  
Cincinnati, OH 45211  
United States  
[\(513\)598-6222](tel:(513)598-6222)  
[hbowers@disciples.org](mailto:hbowers@disciples.org)  
<https://www.cctoday...>  
[Christian Protestant TO BE  
ALLOCATED](#)

### Attesting Officer

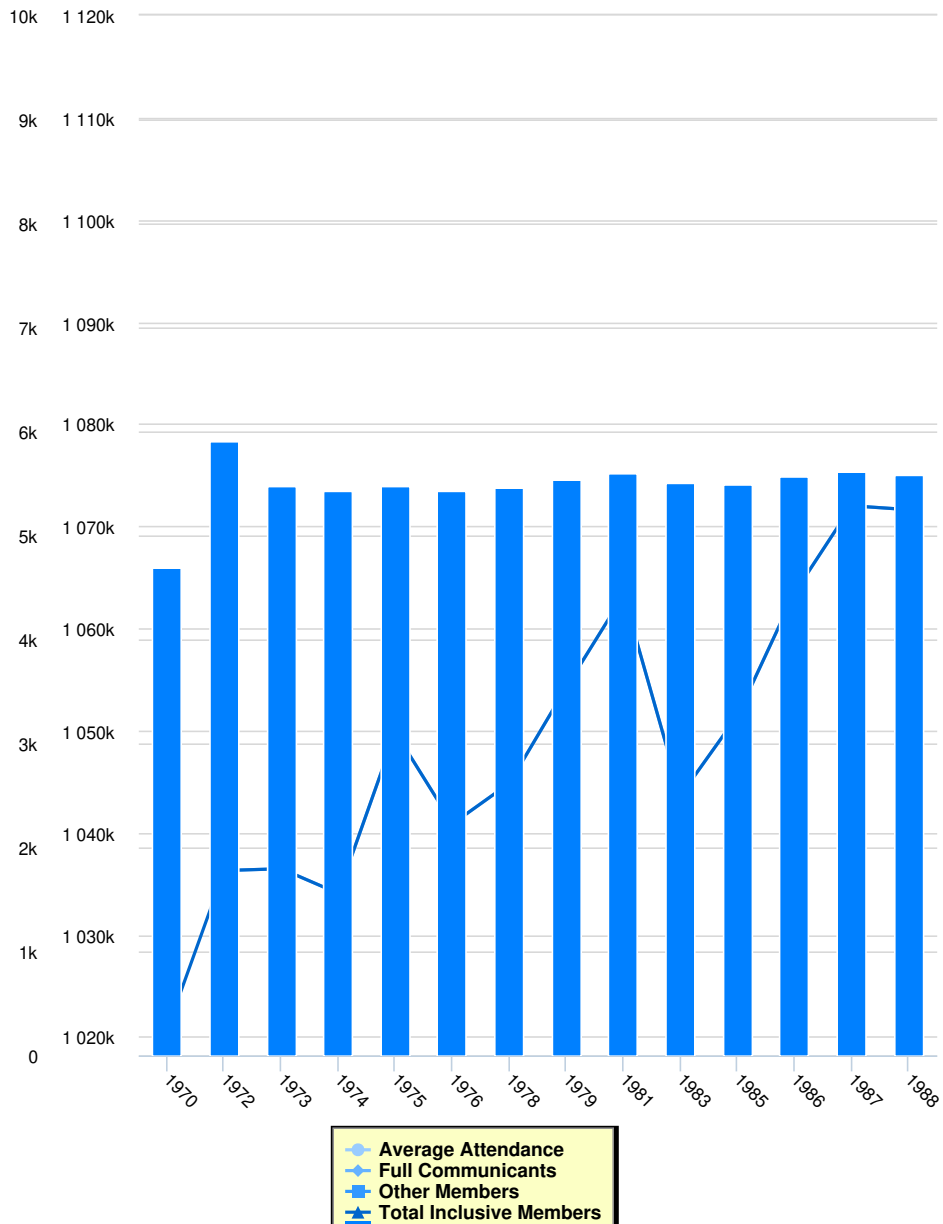
HOWARD E. M. BOWERS  
Editor, Yearbook & Directory  
[\(317\)635-3100 x. 2409](tel:(317)635-3100x.2409)  
[hbowers@disciples.org](mailto:hbowers@disciples.org)

### Media Contact

NO. AMERICAN CHRISTIAN  
CONVENTION DIR., ROD  
HURON

The fellowship, whose churches were always strictly congregational in polity, has its origin in the American movement to "restore the New Testament church in doctrine, ordinances and life" initiated by Thomas and Alexander Campbell, Walter Scott and Barton W. Stone in the early 19th century.

## Membership



### Instructions for the Chart and Legend

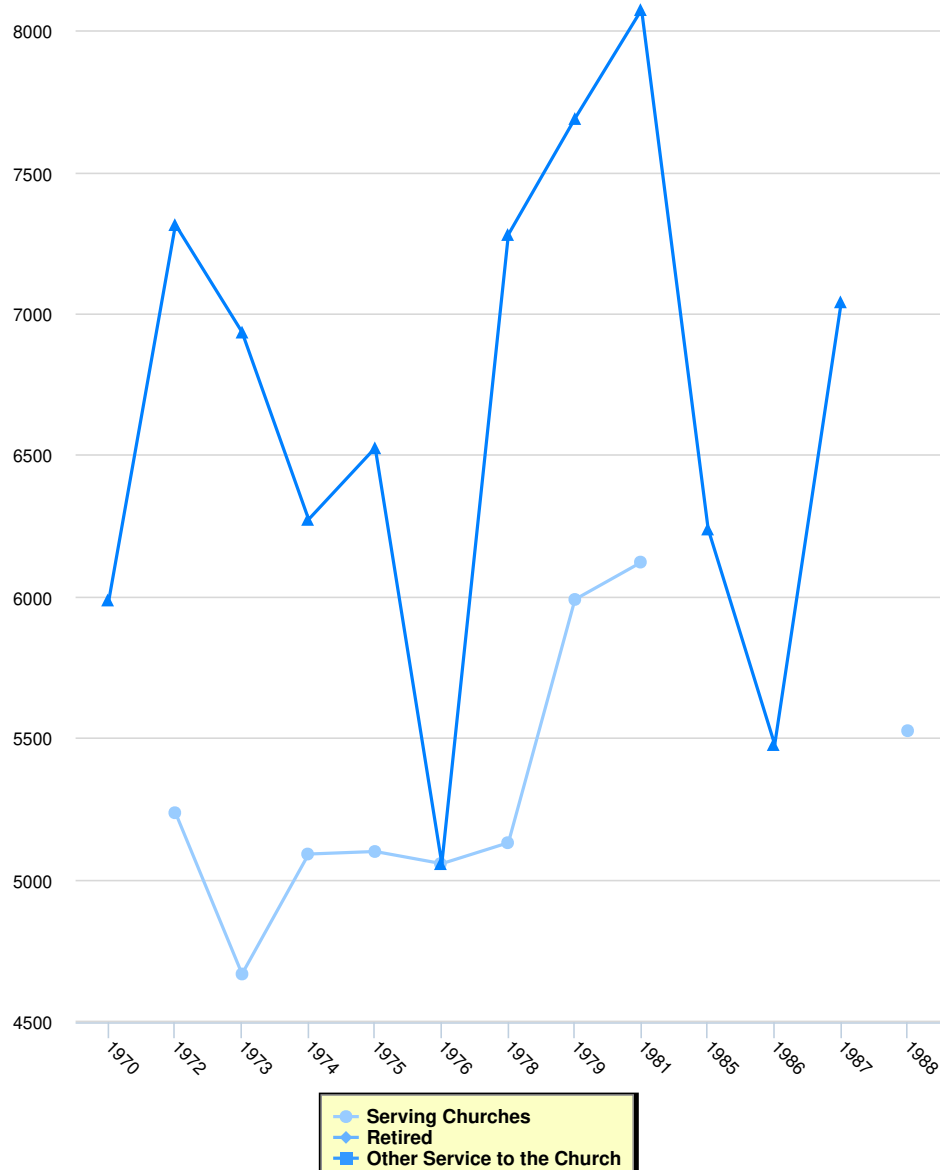
Simply click on the data set in the legend to make the values appear or disappear from the chart.

#### Membership

	Full Communicants	Average Attendance	Other Members	Total Inclusive Members	Total Churches	Membership Calculation Method
1988	1,071,616	0	0	1,071,616	5,579	
1987	1,071,995	0	0	1,071,995	5,614	
1986	1,063,469	0	0	1,063,469	5,566	
1985	1,051,469	0	0	1,051,469	5,487	
1983	1,043,642	0	0	1,043,642	5,502	
1981	1,063,254	0	0	1,063,254	5,605	
1979	1,054,266	0	0	1,054,266	5,535	
1978	1,044,842	0	0	1,044,842	5,468	
1976	1,040,856	0	0	1,040,856	5,436	
1975	1,049,816	0	0	1,049,816	5,482	

	<b>Full Communicants</b>	<b>Average Attendance</b>	<b>Other Members</b>	<b>Total Inclusive Members</b>	<b>Total Churches</b>	<b>Membership Calculation Method</b>
1974	1,034,047	0	0	1,034,047	5,436	
1973	1,036,460	0	0	1,036,460	5,479	
1972	1,036,288	0	0	1,036,288	5,901	
1970	0	0	0	1,020,751	4,688	

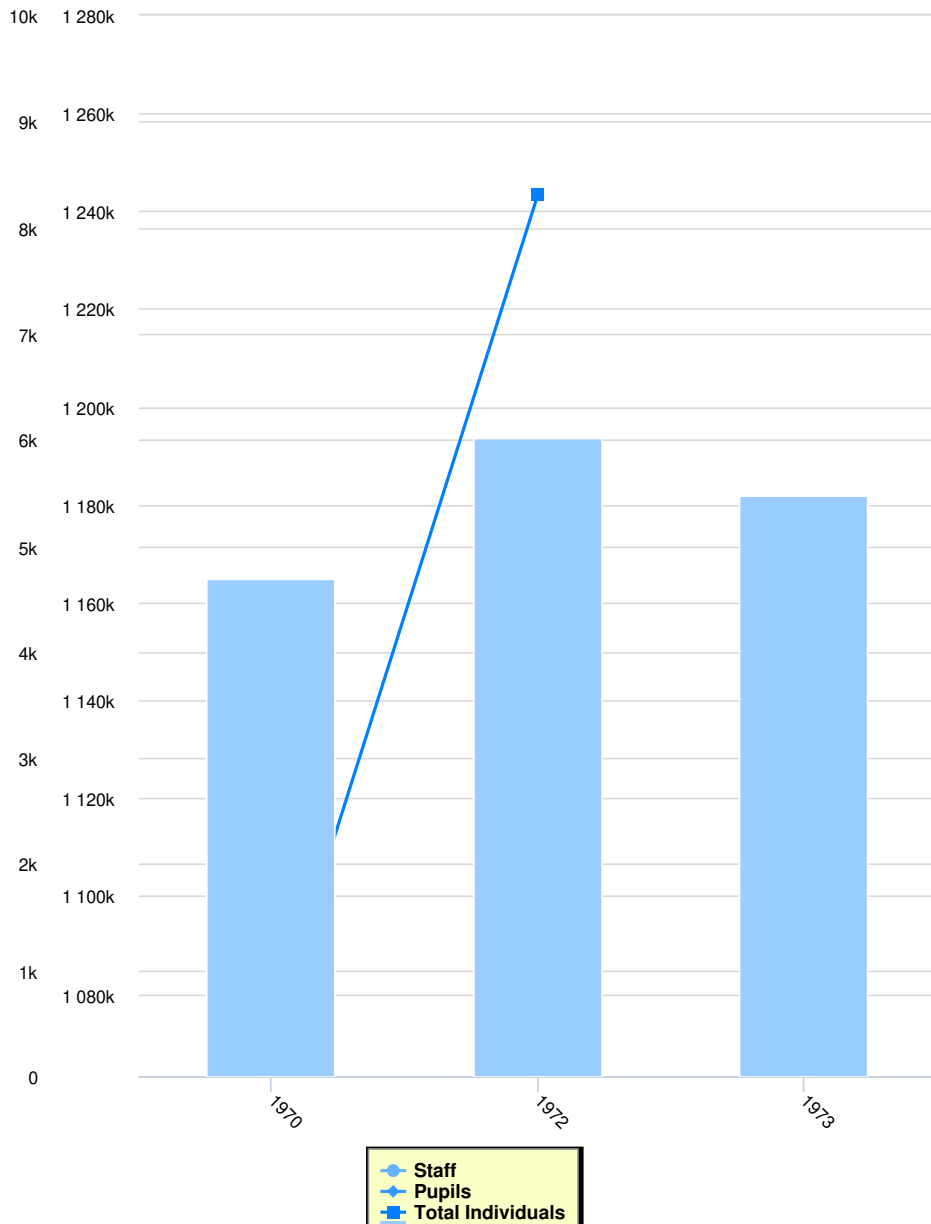
### Clergy



### Clergy

	Serving Churches	Retired	Other Service to the Church	Total Clergy
1988	5,525	0	0	0
1987	0	0	0	7,041
1986	0	0	0	5,476
1985	0	0	0	6,238
1981	6,121	0	0	8,074
1979	5,989	0	0	7,689
1978	5,129	0	0	7,279
1976	5,055	0	0	5,055
1975	5,098	0	0	6,525
1974	5,089	0	0	6,272
1973	4,665	0	0	6,934
1972	5,235	0	0	7,314
1970	0	0	0	5,987

## Education



	Education			
	Total Schools	Staff	Pupils	Total Individuals
1973	5,479	0	0	0
1972	6,012	0	0	1,243,445
1970	4,688	0	0	1,071,788

<b>Total Benevolences</b>	<b>Total Financials</b>	Finance	<b>Total Giving</b>	<b>Local Expenses</b>	<b>Method</b>
---------------------------	-------------------------	---------	---------------------	-----------------------	---------------

There is no data yet