



THE YEARBOOK

of American & Canadian Churches

ASSOCIATION OF STATISTICIANS OF AMERICAN RELIGIOUS BODIES

THE YEARBOOK OF AMERICAN & CANADIAN CHURCHES

Copyright © 2021 Association of Statisticians of American Religious Bodies All rights reserved.

No part of this book may be reproduced in any manner whatsoever without written permission of the publisher except in brief quotations embodied in critical articles or reviews. For more information, contact the Association of of Statisticians of American Religious Bodies

ABOUT THE YEARBOOK

The Yearbook of American & Canadian Churches has served as the definitive handbook of North American denominations since 1916. Over our 100 year history, The Yearbook has remained an authoritative source for the most accurate and complete compilation of statistical data for North American religious bodies. Now an interactive online application, The Yearbook continues to catalog census information for *** denominational religious bodies. As of 2020, the Yearbook represents ***,*** faithful members, ***,*** clergy, ***,*** congregations, **,*** educational bodies, and more than \$***,***,***,***.** in total financial commitment.

Each listing contains a brief paragraph about the religious body, contact information for the group, and informative graphs detailing current and historical statistical data. Previously stewarded by the National Council of Churches, The Yearbook is overseen by the Association of Statisticians of American Religious Bodies (ASARB). in partnership with The National Council of Churches and Lake Institute on Faith and Giving. We invite you to join our effort by adding data for your religious group, becoming an ASARB member or making a contribution to our cause.

Visit us online at www.asarb.org.

OUR PARTNERS



THE CHURCH OF JESUS CHRIST OF LATTER-DAY SAINTS IN CANADA



Headquarters

50 East North Temple St
Salt Lake City, UT 84150
United States
pallin@istar.ca
<https://canada.lds...>
[Conservative Nontraditional](#)

Attesting Officer

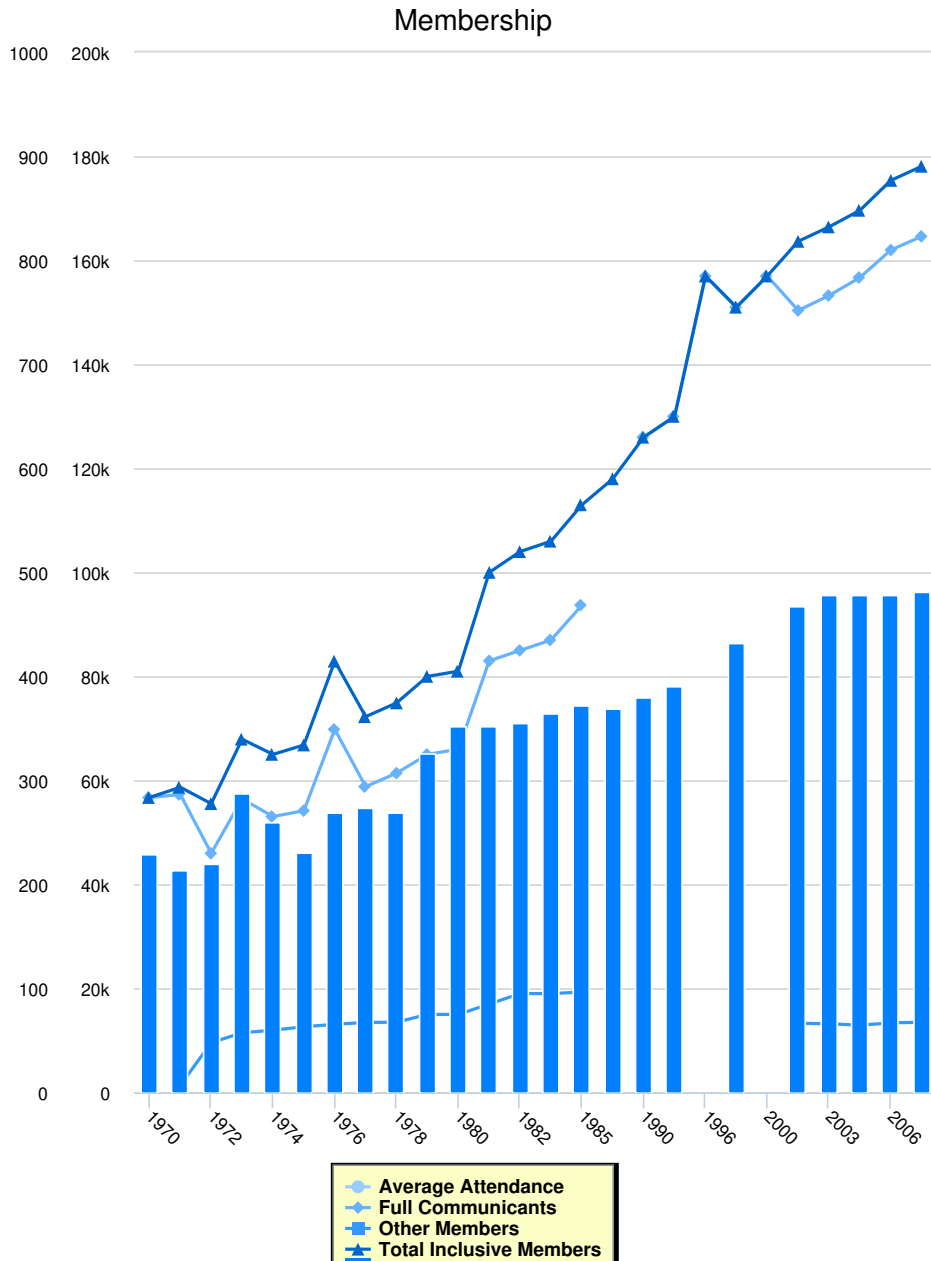
COKE NEWELL
Manager of Media Relations
[\(416\)431-7891](tel:(416)431-7891)

Media Contact

BRUCE SMITH

The Church has had a presence in Canada since the early 1830's. Joseph Smith and Brigham Young both came to Eastern Canada as missionaries. There are now 157,000 members in Canada in more than 400 congregations.

Leading the Church in Canada are the presidents of over 40 stakes (equivalent to a diocese). World headquarters is in Salt Lake City, UT (See U.S. Religious Bodies chapter of the Directories section of this Yearbook).



Instructions for the Chart and Legend

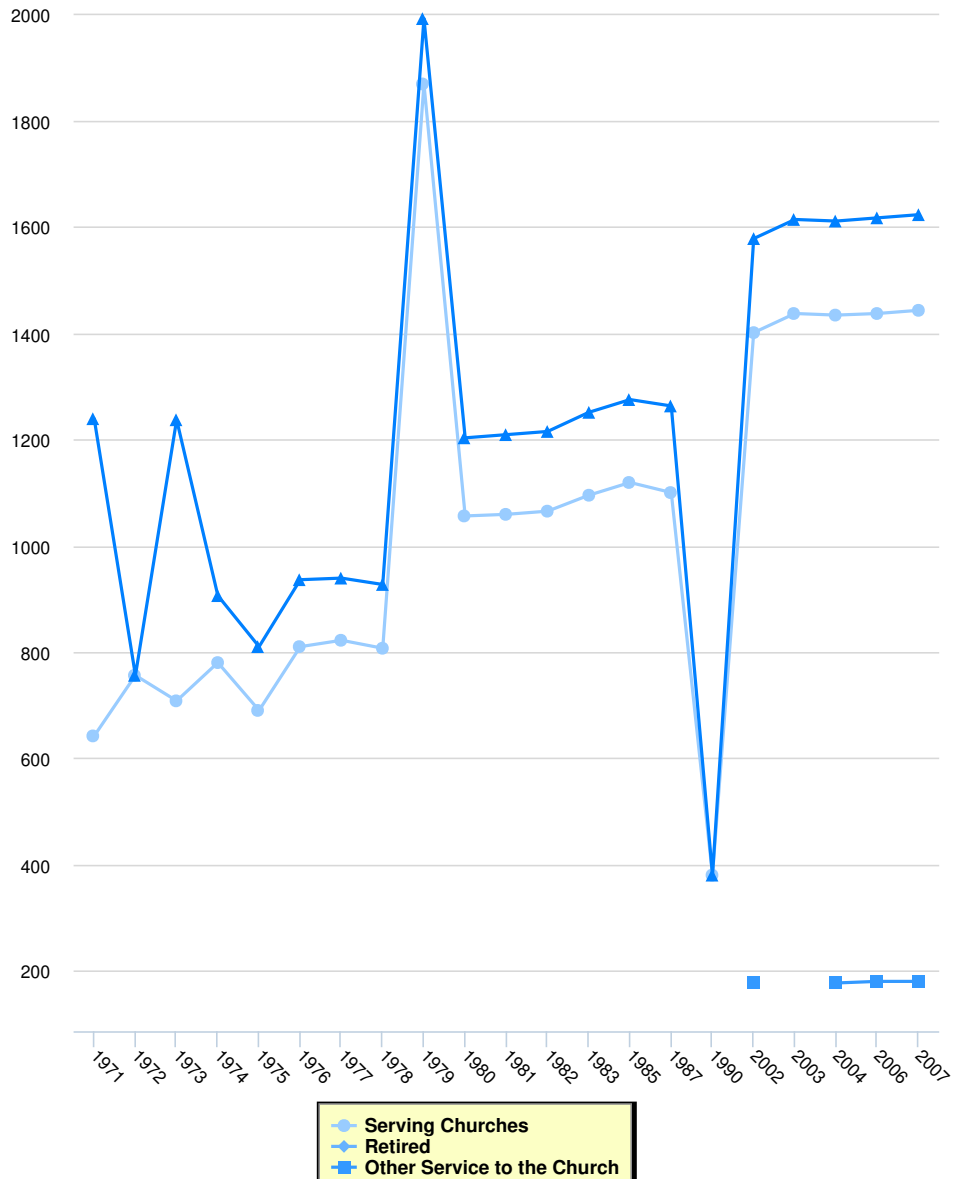
Simply click on the data set in the legend to make the values appear or disappear from the chart.

Membership

	Full Communicants	Average Attendance	Other Members	Total Inclusive Members	Total Churches	Membership Calculation Method
2007	164,617	0	13,485	178,102	481	
2006	162,006	0	13,377	175,383	479	
2004	156,707	0	12,926	169,633	478	
2003	153,243	0	13,199	166,442	479	
2002	150,371	0	13,295	163,666	467	
2000	157,000	0	0	157,000	0	
1998	151,000	0	0	151,000	433	
1996	157,000	0	0	157,000	0	
1992	130,000	0	0	130,000	391	
1990	126,000	0	0	126,000	380	

	Full Communicants	Average Attendance	Other Members	Total Inclusive Members	Total Churches	Membership Calculation Method
1987	0	0	0	118,000	370	
1985	93,700	0	19,300	113,000	373	
1983	87,000	0	19,000	106,000	365	
1982	85,000	0	19,000	104,000	355	
1981	83,000	0	17,000	100,000	353	
1980	66,000	0	15,000	81,000	352	
1979	65,000	0	15,000	80,000	326	
1978	61,400	0	13,500	74,900	269	
1977	58,801	0	13,452	72,253	274	
1976	69,815	0	13,100	82,915	270	
1975	54,184	0	12,624	66,808	231	
1974	53,045	0	11,959	65,004	260	
1973	56,451	0	11,474	67,925	288	
1972	45,980	0	9,552	55,532	220	
1971	57,294	0	1,389	58,683	214	
1970	56,713	0	0	56,713	230	

Clergy

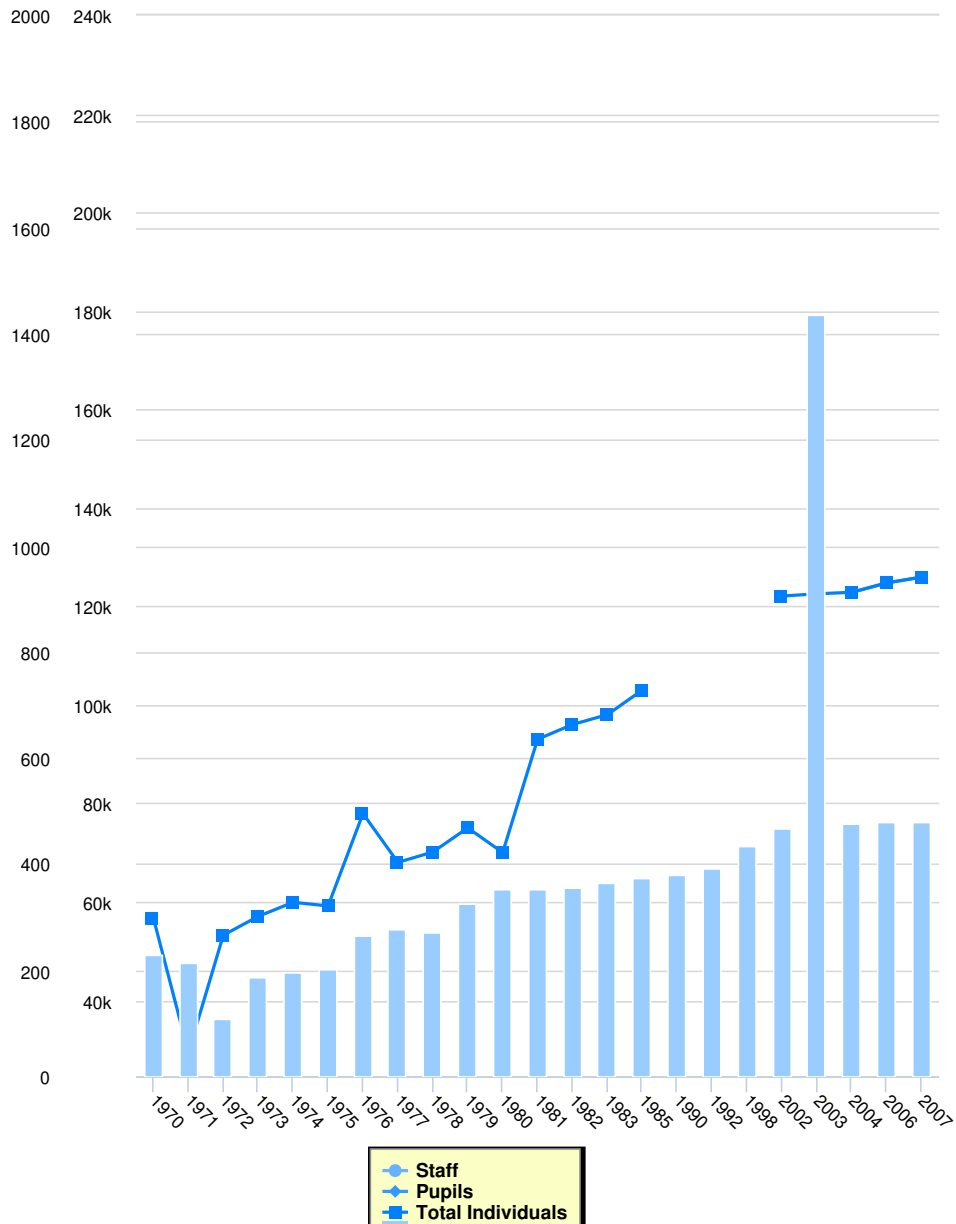


Clergy

	Serving Churches	Retired	Other Service to the Church	Total Clergy
2007	1,443	0	180	1,623
2006	1,437	0	180	1,617
2004	1,434	0	177	1,611
2003	1,437	0	0	1,614
2002	1,401	0	177	1,578
1990	380	0	0	380
1987	1,100	0	0	1,263
1985	1,119	0	0	1,275
1983	1,095	0	0	1,251
1982	1,065	0	0	1,215
1981	1,059	0	0	1,209
1980	1,056	0	0	1,203
1979	1,869	0	0	1,992
1978	807	0	0	927

	Serving Churches	Retired	Other Service to the Church	Total Clergy
1977	822	0	0	939
1976	810	0	0	936
1975	690	0	0	810
1974	780	0	0	906
1973	708	0	0	1,237
1972	756	0	0	756
1971	642	0	0	1,239

Education



Education

	Total Schools	Staff	Pupils	Total Individuals
2007	481	0	125,930	125,930
2006	479	0	124,757	124,757
2004	478	0	122,847	122,847
2003	1,437	0	0	122,539
2002	467	0	122,076	122,076
1998	433	0	0	0
1992	391	0	0	0
1990	380	0	0	0
1985	373	0	0	103,000
1983	365	0	0	98,000
1982	355	0	0	96,000
1981	353	0	0	93,000
1980	352	0	0	70,000

	Total Schools	Staff	Pupils	Total Individuals
1979	326	0	0	75,000
1978	270	0	0	70,100
1977	279	0	0	68,000
1976	266	0	0	77,904
1975	201	0	0	59,149
1974	195	0	0	59,890
1973	186	0	0	57,039
1972	110	0	0	53,205
1971	214	0	0	29,400
1970	230	0	0	56,654

Total Benevolences	Total Financials	Finance	Total Giving	Local Expenses	Method
---------------------------	-------------------------	---------	---------------------	-----------------------	---------------

There is no data yet