



THE YEARBOOK

of American & Canadian Churches

ASSOCIATION OF STATISTICIANS OF AMERICAN RELIGIOUS BODIES

THE YEARBOOK OF AMERICAN & CANADIAN CHURCHES

Copyright © 2021 Association of Statisticians of American Religious Bodies All rights reserved.

No part of this book may be reproduced in any manner whatsoever without written permission of the publisher except in brief quotations embodied in critical articles or reviews. For more information, contact the Association of of Statisticians of American Religious Bodies

ABOUT THE YEARBOOK

The Yearbook of American & Canadian Churches has served as the definitive handbook of North American denominations since 1916. Over our 100 year history, The Yearbook has remained an authoritative source for the most accurate and complete compilation of statistical data for North American religious bodies. Now an interactive online application, The Yearbook continues to catalog census information for *** denominational religious bodies. As of 2020, the Yearbook represents ***,*** faithful members, ***,*** clergy, ***,*** congregations, **,*** educational bodies, and more than \$***,***,***,***.** in total financial commitment.

Each listing contains a brief paragraph about the religious body, contact information for the group, and informative graphs detailing current and historical statistical data. Previously stewarded by the National Council of Churches, The Yearbook is overseen by the Association of Statisticians of American Religious Bodies (ASARB). in partnership with The National Council of Churches and Lake Institute on Faith and Giving. We invite you to join our effort by adding data for your religious group, becoming an ASARB member or making a contribution to our cause.

Visit us online at www.asarb.org.

OUR PARTNERS



THE INTERNATIONAL PENTECOSTAL CHURCH OF CHRIST



Headquarters

2245 St. Rt. 42 SW
P.O. Box 439
London, OH 43140
United States
[\(740\)852-4722](tel:(740)852-4722)
s.truelove@ipcc.cc
<https://ipcc.cc/>
[Christian Protestant TO BE
ALLOCATED](#)

Attesting Officer

REV. CLYDE M. HUGHES
General Overseer
[\(740\)852-4722](tel:(740)852-4722)
hqipcc@aol.com

Media Contact

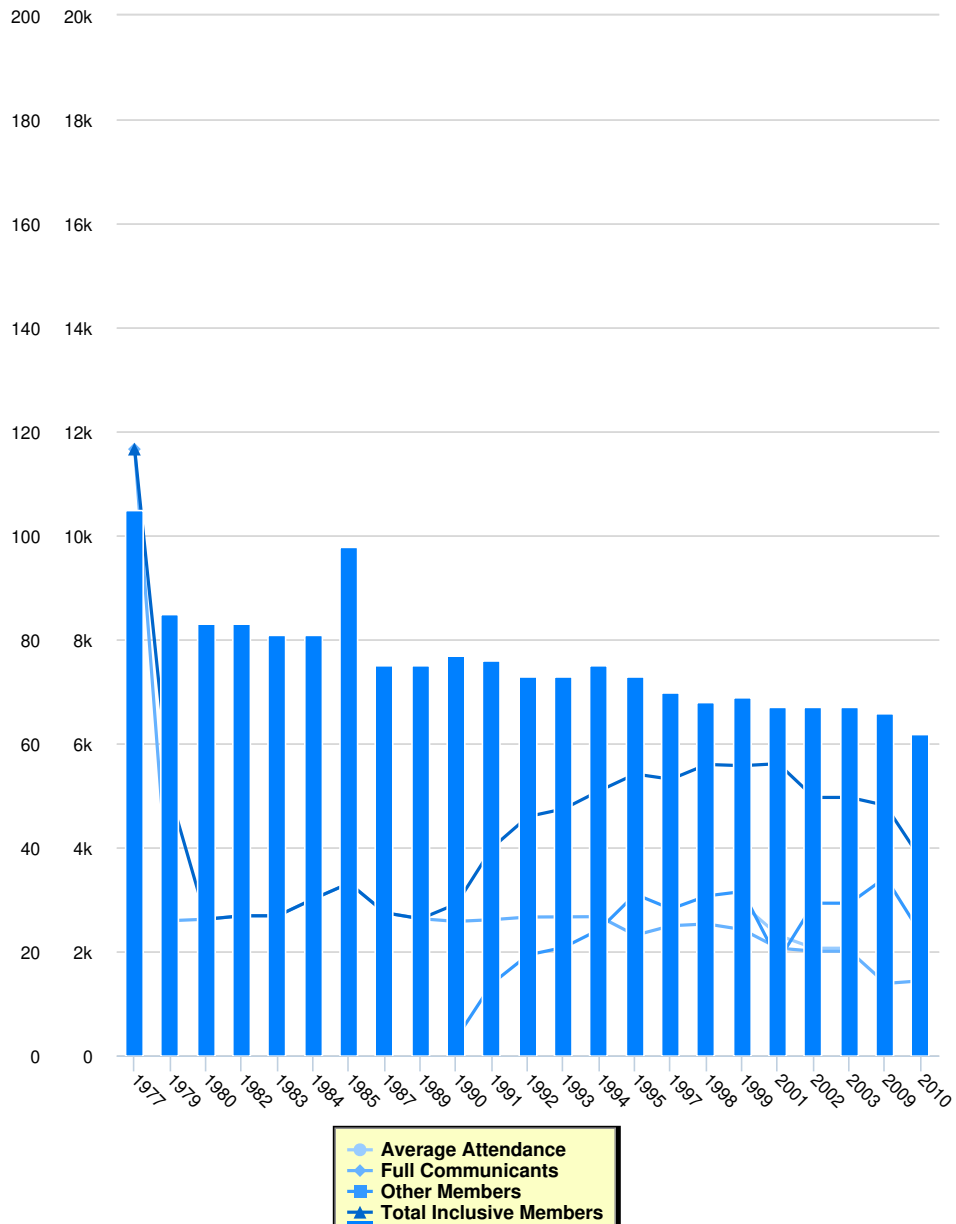
GEN. OVERSEER, CLYDE M.
HUGHES

At a General Conference held at London, Ohio, Aug. 10, 1976, the International Pentecostal Assemblies and the Pentecostal Church of Christ consolidated into one body, taking the name International Pentecostal Church of Christ.

The International Pentecostal Assemblies was the successor of the Association of Pentecostal Assemblies and the International Pentecostal Missionary Union. The Pentecostal Church of Christ was founded by John Stroup of Flatwoods, Kentucky, on May 10, 1917 and was incorporated at Portsmouth, Ohio, in 1927. The International Pentecostal Church of Christ is an active member of the Pentecostal/Charismatic Churches of North America, as well as a member of the National Association of Evangelicals.

The priorities of the International Pentecostal Church of Christ are to be an agency of God for evangelizing the world, to be a corporate body in which people may worship God and to be a channel of God's purpose to build a body of saints being perfected in the image of His Son. The Annual Conference is held each year during the third full week of July in London, Ohio.

Membership



Instructions for the Chart and Legend

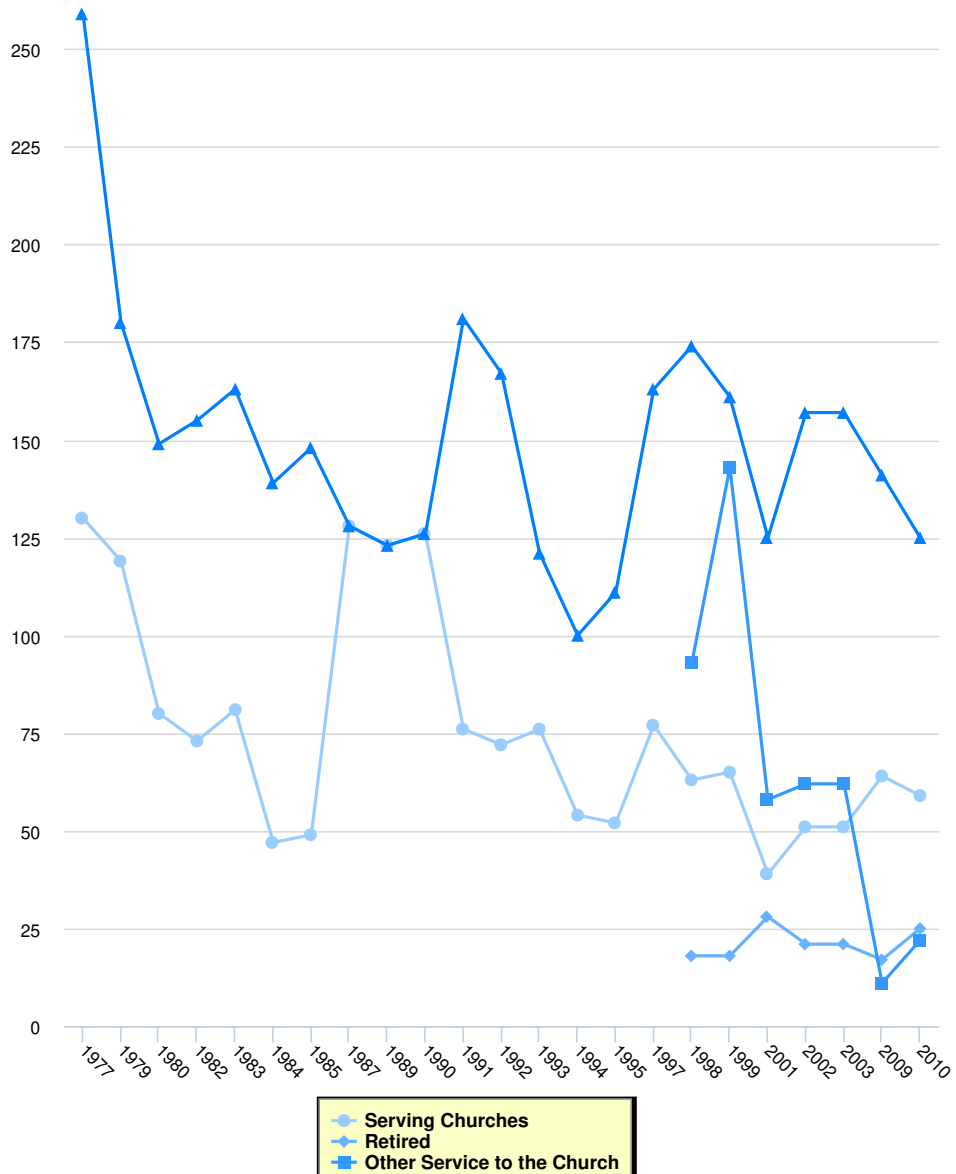
Simply click on the data set in the legend to make the values appear or disappear from the chart.

Membership

	Full Communicants	Average Attendance	Other Members	Total Inclusive Members	Total Churches	Membership Calculation Method
2010	1,435	2,464	2,325	3,760	62	
2009	1,384	0	3,423	4,807	66	
2003	2,004	2,061	2,927	4,961	67	
2002	2,004	2,061	2,927	4,961	67	
2001	2,063	2,310	1,822	5,610	67	
1999	2,420	2,904	3,152	5,572	69	
1998	2,528	0	3,067	5,595	68	
1997	2,494	0	2,817	5,311	70	
1995	2,311	0	3,100	5,411	73	
1994	2,668	0	2,422	5,090	75	

	Full Communicants	Average Attendance	Other Members	Total Inclusive Members	Total Churches	Membership Calculation Method
1993	2,664	0	2,077	4,741	73	
1992	2,661	0	1,932	4,593	73	
1991	2,610	0	1,385	3,995	76	
1990	2,577	0	337	2,914	77	
1989	2,628	0	0	2,628	75	
1987	2,743	0	0	2,743	75	
1985	3,311	0	0	3,311	98	
1984	3,010	0	0	3,010	81	
1983	2,685	0	0	2,685	81	
1982	2,685	0	0	2,685	83	
1980	2,619	0	0	2,619	83	
1979	2,591	0	2,406	4,997	85	
1977	11,659	0	0	11,659	105	

Clergy

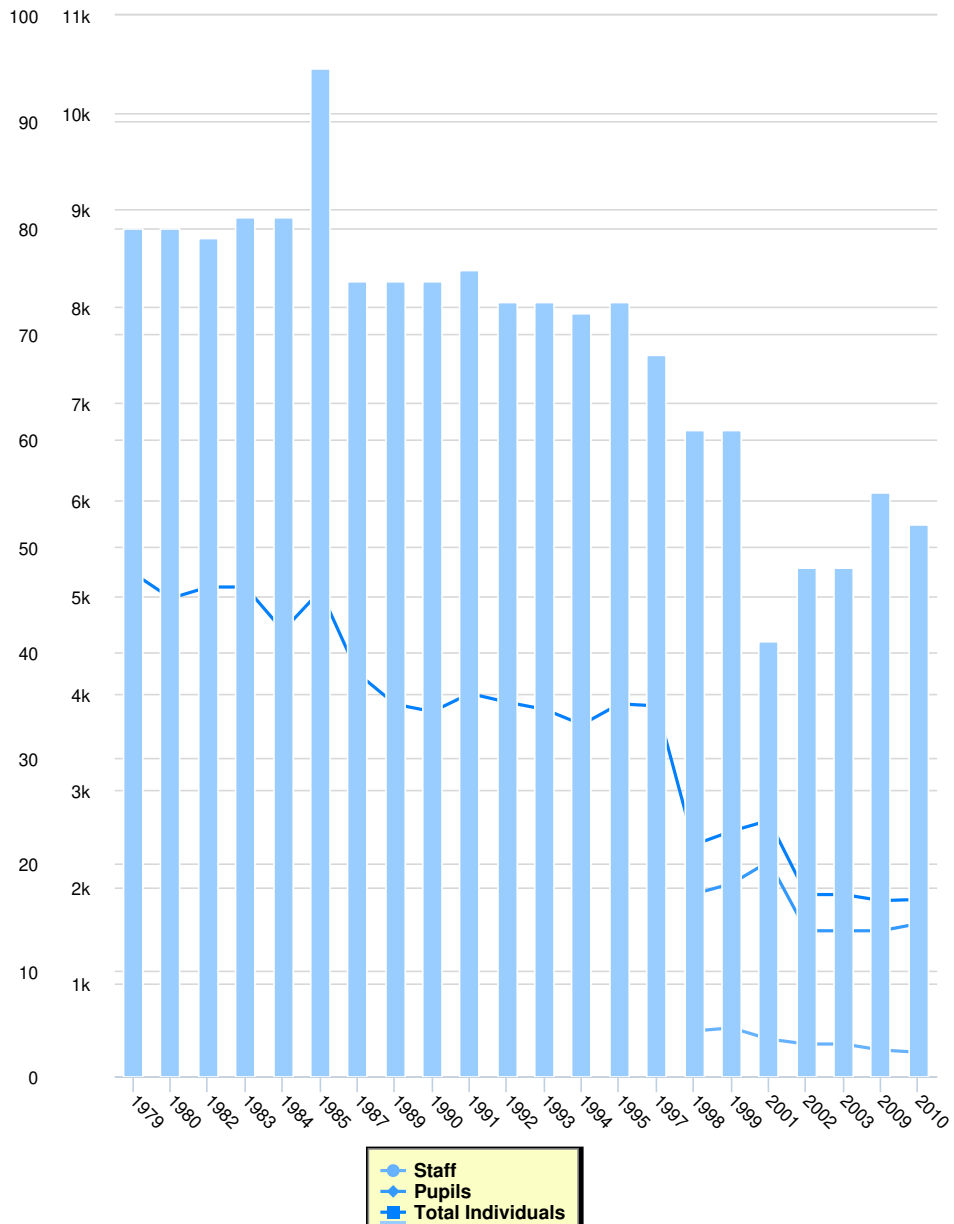


Clergy

	Serving Churches	Retired	Other Service to the Church	Total Clergy
2010	59	25	22	125
2009	64	17	11	141
2003	51	21	62	157
2002	51	21	62	157
2001	39	28	58	125
1999	65	18	143	161
1998	63	18	93	174
1997	77	0	0	163
1995	52	0	0	111
1994	54	0	0	100
1993	76	0	0	121
1992	72	0	0	167
1991	76	0	0	181
1990	126	0	0	126

	Serving Churches	Retired	Other Service to the Church	Total Clergy
1989	123	0	0	123
1987	128	0	0	128
1985	49	0	0	148
1984	47	0	0	139
1983	81	0	0	163
1982	73	0	0	155
1980	80	0	0	149
1979	119	0	0	180
1977	130	0	0	259

Education

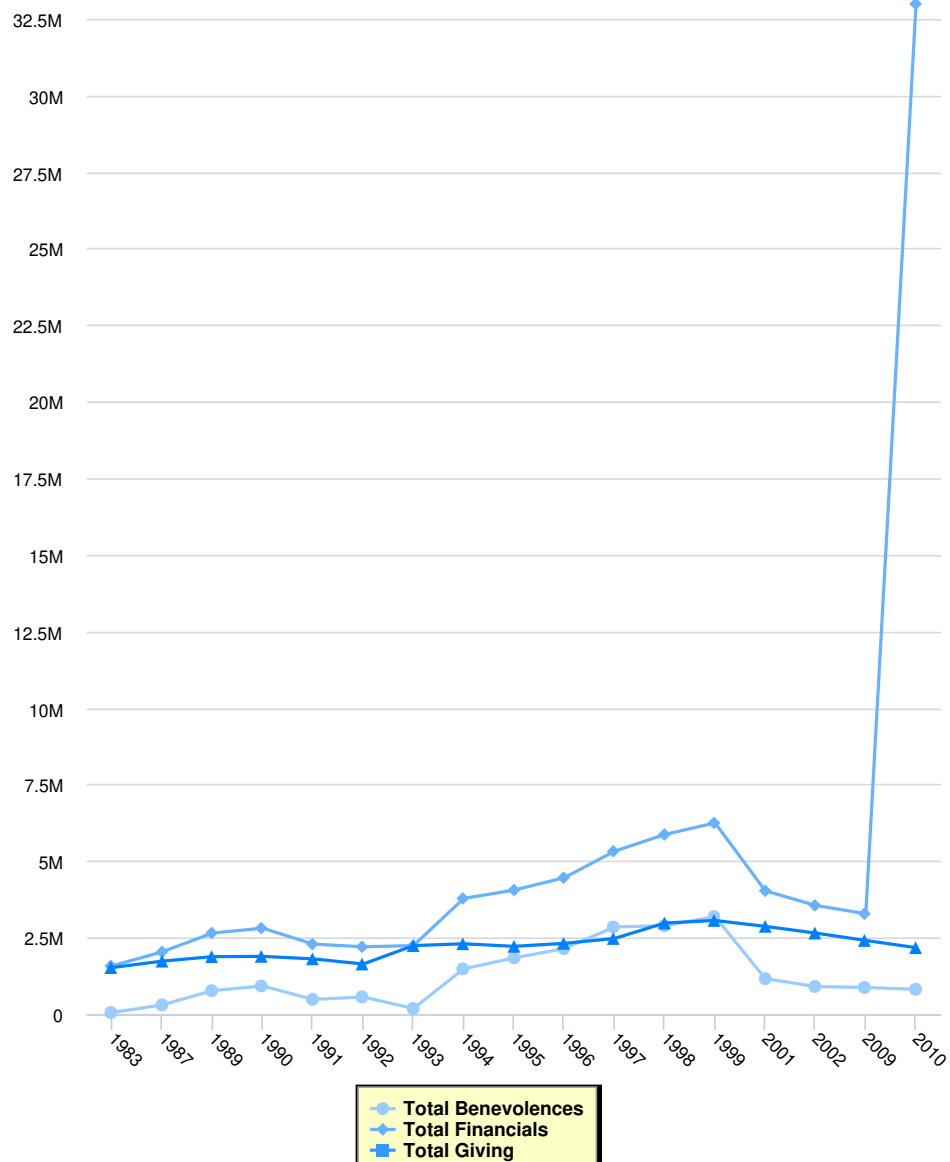


Education

	Total Schools	Staff	Pupils	Total Individuals
2010	52	289	1,618	1,867
2009	55	312	1,544	1,856
2003	48	374	1,544	1,918
2002	48	374	1,544	1,918
2001	41	425	2,260	2,685
1999	61	541	2,031	2,573
1998	61	509	1,924	2,433
1997	68	0	0	3,867
1995	73	0	0	3,888
1994	72	0	0	3,674
1993	73	0	0	3,831
1992	73	0	0	3,905
1991	76	0	0	3,995

	Total Schools	Staff	Pupils	Total Individuals
1990	75	0	0	3,808
1989	75	0	0	3,884
1987	75	0	0	4,202
1985	95	0	0	5,057
1984	81	0	0	4,645
1983	81	0	0	5,095
1982	79	0	0	5,095
1980	80	0	0	4,979
1979	80	0	0	5,237

Finance



Finance

	Total Benevolences	Total Financials	Total Giving	Local Expenses	Method
2010	\$811,604	\$32,983,693		\$2,172,089	
2009	\$872,815	\$3,280,430		\$2,407,615	
2002	\$903,127	\$3,551,761		\$2,648,634	
2001	\$1,160,536	\$4,028,423		\$2,867,887	
1999	\$3,185,239	\$6,245,068		\$3,059,829	
1998	\$2,890,586	\$5,866,882		\$2,976,296	
1997	\$2,846,724	\$5,319,133		\$2,472,409	
1996	\$2,142,620	\$4,455,794		\$2,313,174	
1995	\$1,836,821	\$4,051,899		\$2,215,078	
1994	\$1,480,862	\$3,779,665		\$2,298,803	
1993	\$186,748	\$2,239,547		\$2,239,547	
1992	\$563,057	\$2,200,767		\$1,637,710	
1991	\$482,794	\$2,289,435		\$1,806,641	

	Total Benevolences	Total Financials	Total Giving	Local Expenses	Method
1990	\$921,461	\$2,809,339		\$1,887,878	
1989	\$769,632	\$2,648,470		\$1,878,838	
1987	\$303,065	\$2,035,193		\$1,732,128	
1983	\$55,172	\$1,577,142		\$1,521,970	