



THE YEARBOOK

of American & Canadian Churches

ASSOCIATION OF STATISTICIANS OF AMERICAN RELIGIOUS BODIES

THE YEARBOOK OF AMERICAN & CANADIAN CHURCHES

Copyright © 2021 Association of Statisticians of American Religious Bodies All rights reserved.

No part of this book may be reproduced in any manner whatsoever without written permission of the publisher except in brief quotations embodied in critical articles or reviews. For more information, contact the Association of of Statisticians of American Religious Bodies

ABOUT THE YEARBOOK

The Yearbook of American & Canadian Churches has served as the definitive handbook of North American denominations since 1916. Over our 100 year history, The Yearbook has remained an authoritative source for the most accurate and complete compilation of statistical data for North American religious bodies. Now an interactive online application, The Yearbook continues to catalog census information for *** denominational religious bodies. As of 2020, the Yearbook represents ***,*** faithful members, ***,*** clergy, ***,*** congregations, **,*** educational bodies, and more than \$***,***,***,***.** in total financial commitment.

Each listing contains a brief paragraph about the religious body, contact information for the group, and informative graphs detailing current and historical statistical data. Previously stewarded by the National Council of Churches, The Yearbook is overseen by the Association of Statisticians of American Religious Bodies (ASARB). in partnership with The National Council of Churches and Lake Institute on Faith and Giving. We invite you to join our effort by adding data for your religious group, becoming an ASARB member or making a contribution to our cause.

Visit us online at www.asarb.org.

OUR PARTNERS



GENERAL CONFERENCE OF THE CANADIAN ASSEMBLIES OF GOD



Headquarters

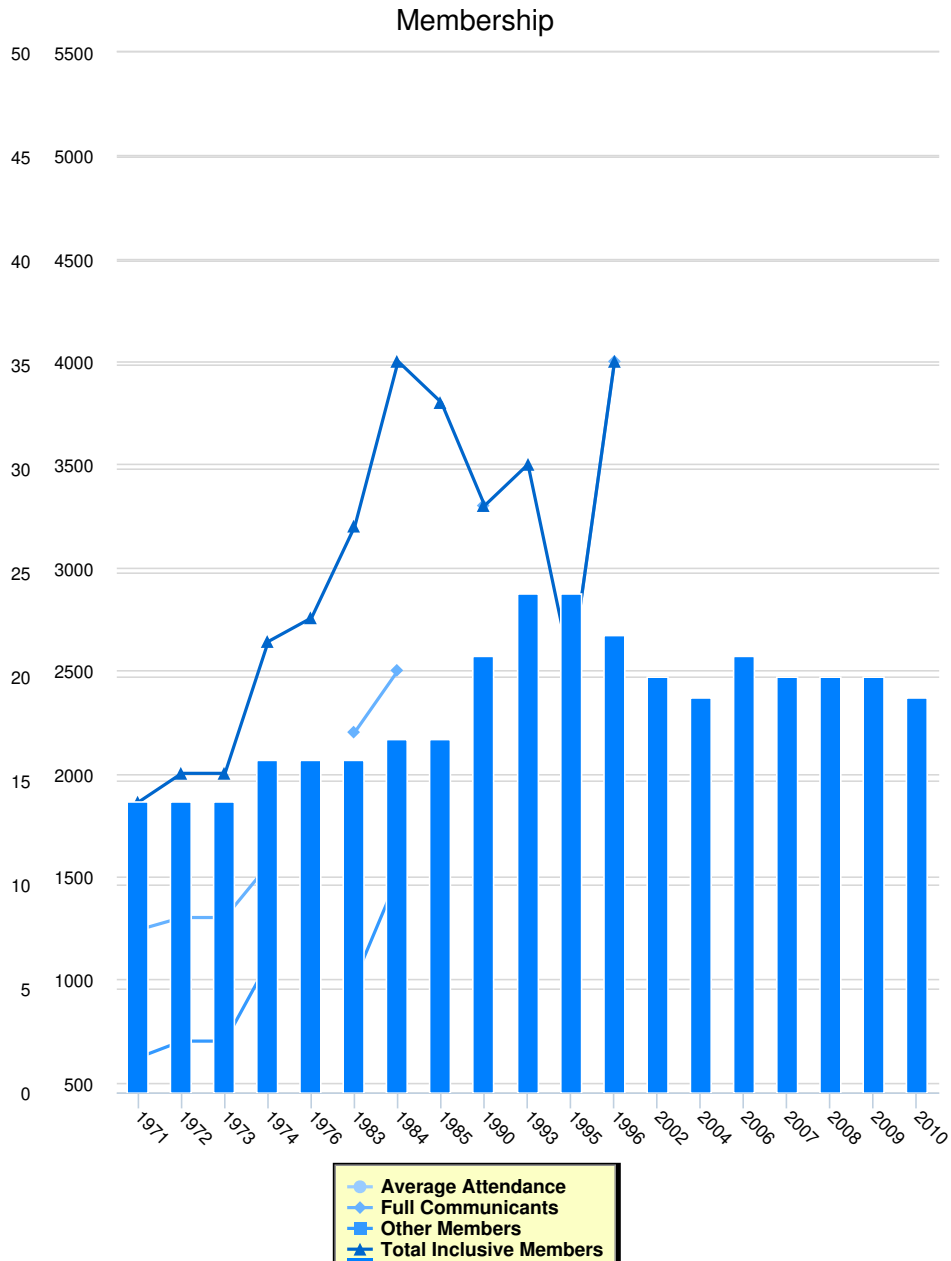
5845 boul. Couture
St-Léonard QC H1P 1A8
Canada
[514.279.1100](tel:514.279.1100)
info@caogonline.org
<https://www.caogonline.org>
[Christian Protestant TO BE
ALLOCATED](#)

Attesting Officer

DINO CIANFLONE
General Treasurer and
Administrative Assistant
[\(514\)279-1100](tel:514.279.1100)
info@caogonline.org

This body had its beginnings in Hamilton, Ontario, in 1912 when a few people of an Italian Presbyterian Church banded themselves together for prayer and received a Pentecostal experience of the baptism in the Holy Spirit. Since 1912, there has been a close association with the teachings and practices of the Pentecostal Assemblies of Canada.

The work spread to Toronto, then to Montreal, where it also flourished. In 1959, the church was incorporated in the province of Quebec. The early leaders of this body were the Rev. Luigi Ippolito and the Rev. Ferdinand Zaffuto. The churches carry on their ministry in both the English and Italian languages.



Instructions for the Chart and Legend

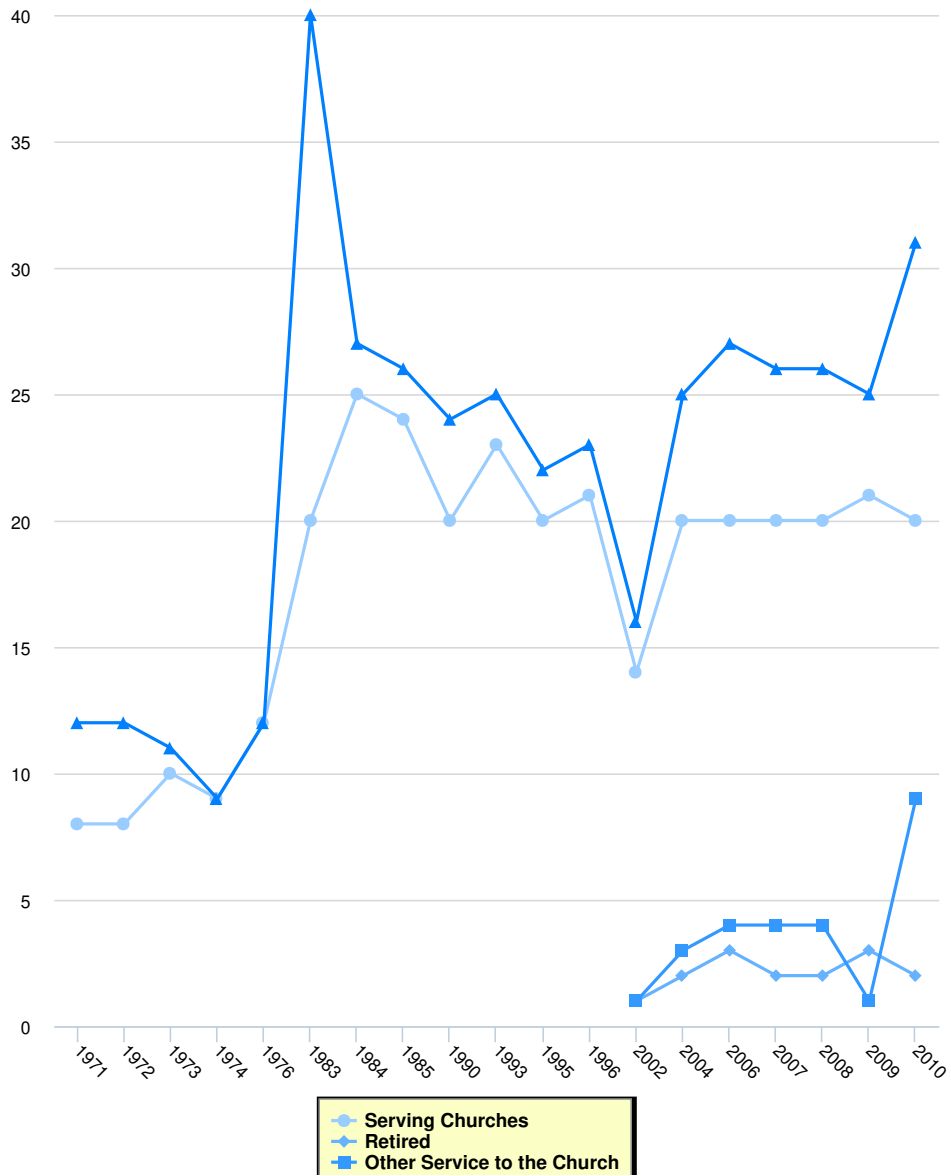
Simply click on the data set in the legend to make the values appear or disappear from the chart.

Membership

	Full Communicants	Average Attendance	Other Members	Total Inclusive Members	Total Churches	Membership Calculation Method
2010	0	0	0	0	19	
2009	0	0	0	0	20	
2008	0	0	0	0	20	
2007	0	0	0	0	20	
2006	0	0	0	0	21	
2004	0	0	0	0	19	
2002	0	0	0	0	20	
1996	4,000	0	0	4,000	22	
1995	2,500	0	0	2,500	24	
1993	0	0	0	3,500	24	

	Full Communicants	Average Attendance	Other Members	Total Inclusive Members	Total Churches	Membership Calculation Method
1990	3,300	0	0	3,300	21	
1985	0	0	0	3,800	17	
1984	2,500	0	1,500	4,000	17	
1983	2,200	0	1,000	3,200	16	
1976	0	0	0	2,755	16	
1974	1,556	0	1,084	2,640	16	
1973	1,300	0	700	2,000	14	
1972	1,300	0	700	2,000	14	
1971	1,240	0	620	1,860	14	

Clergy

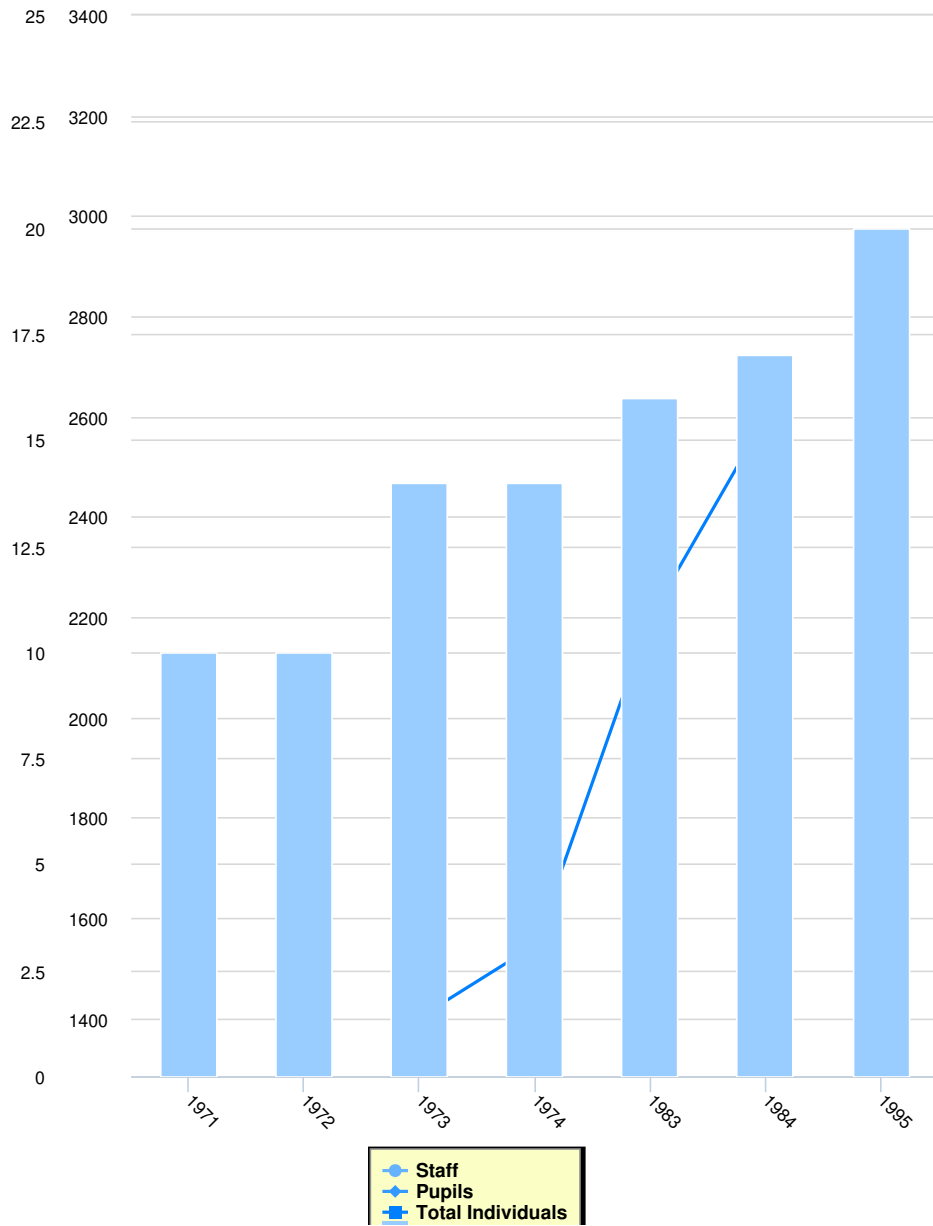


Clergy

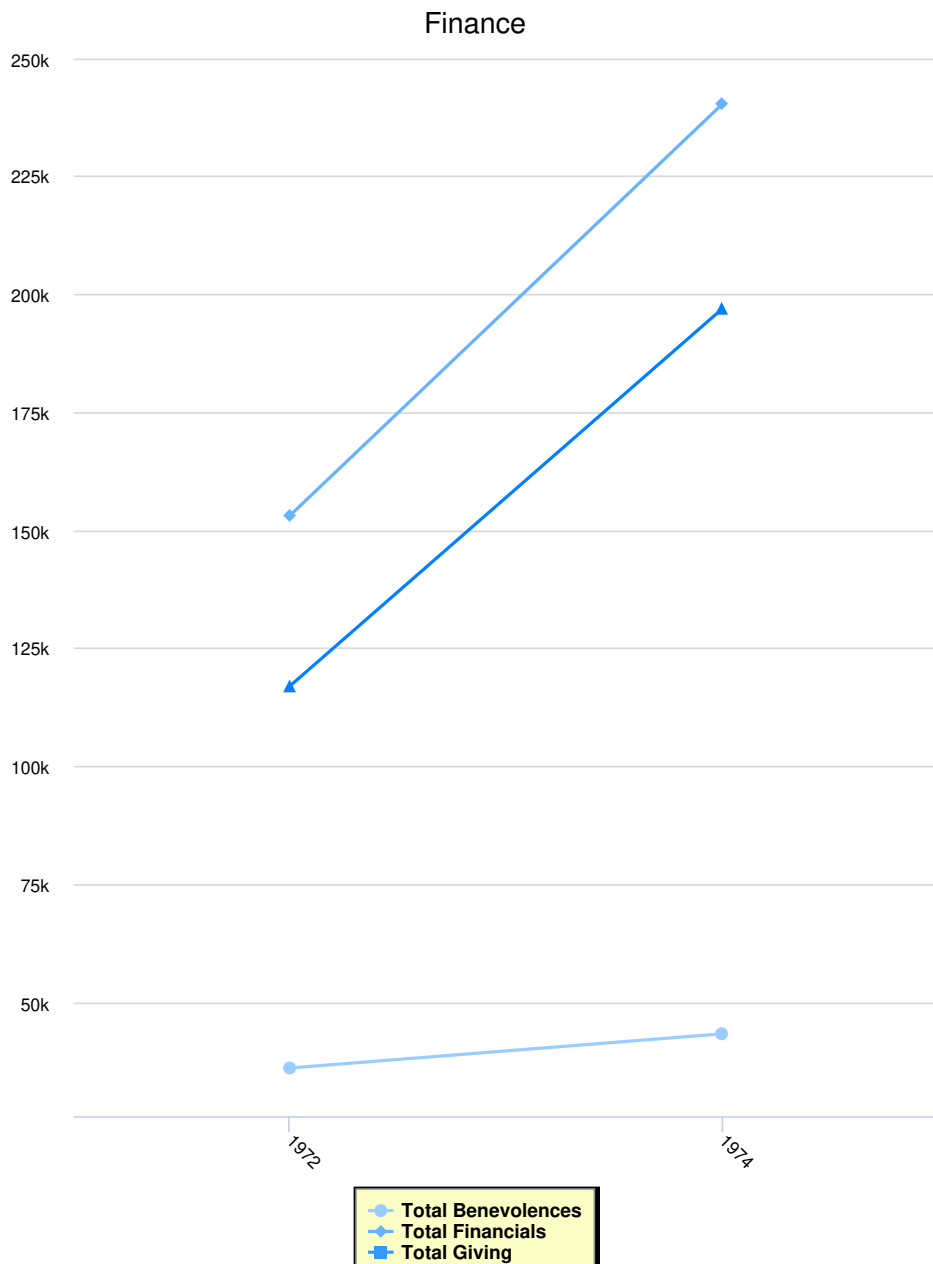
	Serving Churches	Retired	Other Service to the Church	Total Clergy
2010	20	2	9	31
2009	21	3	1	25
2008	20	2	4	26
2007	20	2	4	26
2006	20	3	4	27
2004	20	2	3	25
2002	14	1	1	16
1996	21	0	0	21
1995	20	0	0	20
1993	23	0	0	23
1990	20	0	0	20
1985	24	0	0	24
1984	25	0	0	25
1983	20	0	0	20

	Serving Churches	Retired	Other Service to the Church	Total Clergy
1976	12	0	0	12
1974	9	0	0	9
1973	10	0	0	11
1972	8	0	0	12
1971	8	0	0	12

Education



	Education			
	Total Schools	Staff	Pupils	Total Individuals
1995	20	0	0	0
1984	17	0	0	2,600
1983	16	0	0	2,200
1974	14	0	0	1,546
1973	14	0	0	1,402
1972	10	0	0	0
1971	10	0	0	1,347



	Finance				
	Total Benevolences	Total Financials	Total Giving	Local Expenses	Method
1974	\$43,340	\$240,311		\$196,971	
1972	\$36,100	\$153,100		\$117,000	