



THE YEARBOOK

of American & Canadian Churches

ASSOCIATION OF STATISTICIANS OF AMERICAN RELIGIOUS BODIES

THE YEARBOOK OF AMERICAN & CANADIAN CHURCHES

Copyright © 2021 Association of Statisticians of American Religious Bodies All rights reserved.

No part of this book may be reproduced in any manner whatsoever without written permission of the publisher except in brief quotations embodied in critical articles or reviews. For more information, contact the Association of of Statisticians of American Religious Bodies

ABOUT THE YEARBOOK

The Yearbook of American & Canadian Churches has served as the definitive handbook of North American denominations since 1916. Over our 100 year history, The Yearbook has remained an authoritative source for the most accurate and complete compilation of statistical data for North American religious bodies. Now an interactive online application, The Yearbook continues to catalog census information for *** denominational religious bodies. As of 2020, the Yearbook represents ***,*** faithful members, ***,*** clergy, ***,*** congregations, **,*** educational bodies, and more than \$***,***,***,***.** in total financial commitment.

Each listing contains a brief paragraph about the religious body, contact information for the group, and informative graphs detailing current and historical statistical data. Previously stewarded by the National Council of Churches, The Yearbook is overseen by the Association of Statisticians of American Religious Bodies (ASARB). in partnership with The National Council of Churches and Lake Institute on Faith and Giving. We invite you to join our effort by adding data for your religious group, becoming an ASARB member or making a contribution to our cause.

Visit us online at www.asarb.org.

OUR PARTNERS



GENERAL CONFERENCE OF THE CHURCH OF GOD (SEVENTH DAY), DENVER, COLORADO



Headquarters

330 W. 152nd Ave.
P.O. Box 33677
Denver, CO 80233
United States
[\(303\)452-7973](tel:(303)452-7973)
contact@cog7.org
<https://www.cog7.org>
[Christian Protestant TO BE
ALLOCATED](#)

Attesting Officer

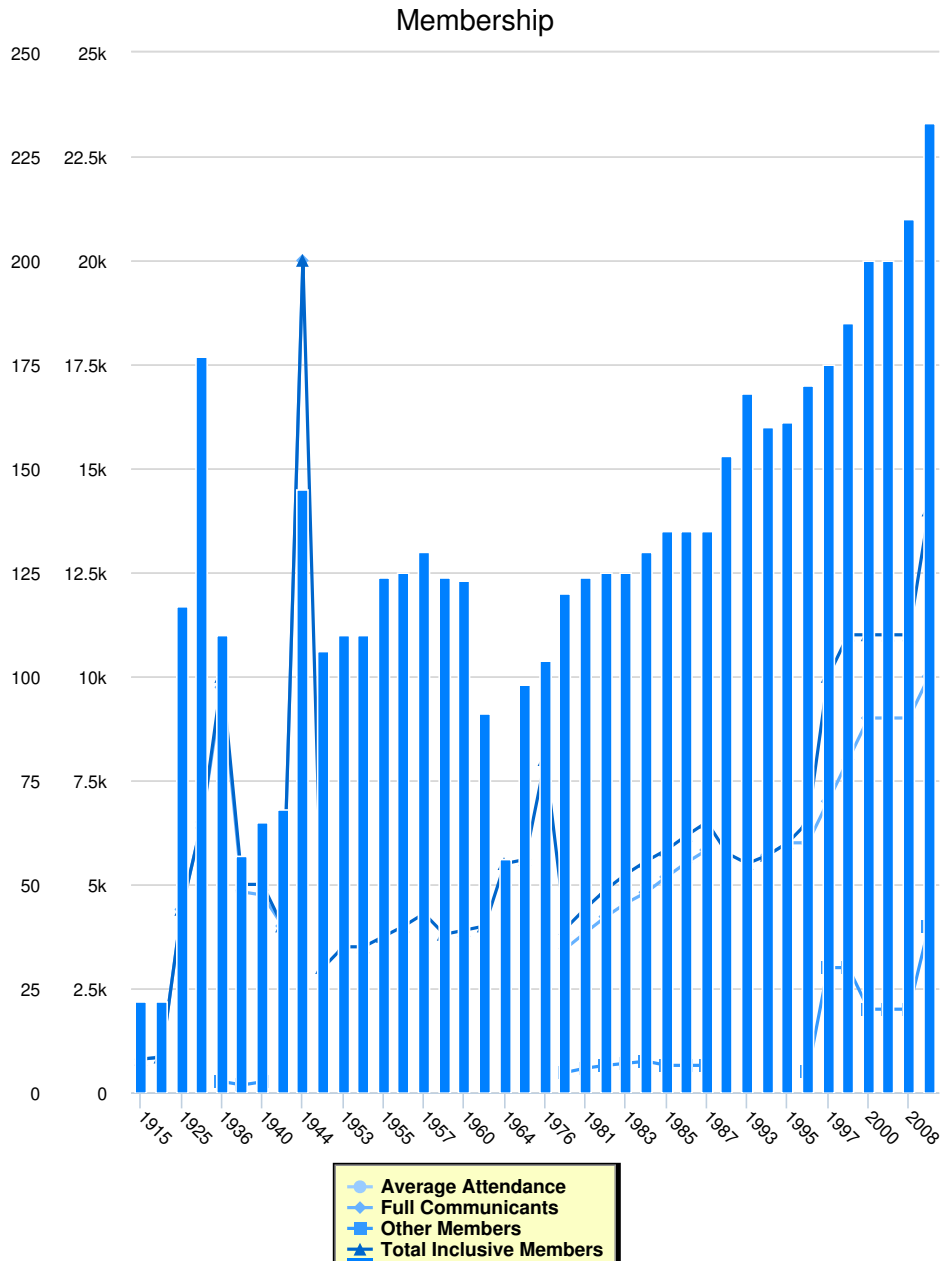
WHAID ROSE
General Conference
President
[\(303\)452-7973](tel:(303)452-7973)
whaid.rose@cog7.org

Media Contact

PRES., WHAID ROSE

General Conference of the Church of God (Seventh Day) began in southwestern Michigan in 1858, when a group of Sabbath-keepers led by Gilbert Cranmer refused to give endorsement to the visions and writings of Ellen G. White, a principal in the formation of the Seventh-Day Adventist Church. Another branch of Sabbath-keepers, which developed near Cedar Rapids, Iowa, in 1860, joined the Michigan church in 1863 to publish a paper called The Hope of Israel, the predecessor to the Bible Advocate, the church's present publication. As membership grew and spread into Missouri and Nebraska, it organized the General Conference of the Church of God in 1884. The words "Seventh Day" were added to its name in 1923. The headquarters of the church was in Stanberry, Missouri, from 1888 until 1950, when it moved to Denver.

The Church teaches salvation is a gift of God's grace, and is available solely by faith in Jesus Christ, the Savior; that saving faith is more than mental assent, it involves active trust and repentance from sin. Out of gratitude, Christians will give evidence of saving faith by a lifestyle that conforms to God's commandments, including the seventh-day Sabbath, which members observe as a tangible expression of their faith and rest in God as their Creator and Redeemer. The church believes in the imminent, personal, and visible return of Christ; that the dead are in an unconscious state awaiting to be resurrected, the wicked to be destroyed, and the righteous to be rewarded to eternal life in the presence of God on a restored earth. The church observes two ordinances, baptism by immersion and an annual Communion service accompanied by foot washing.



Instructions for the Chart and Legend

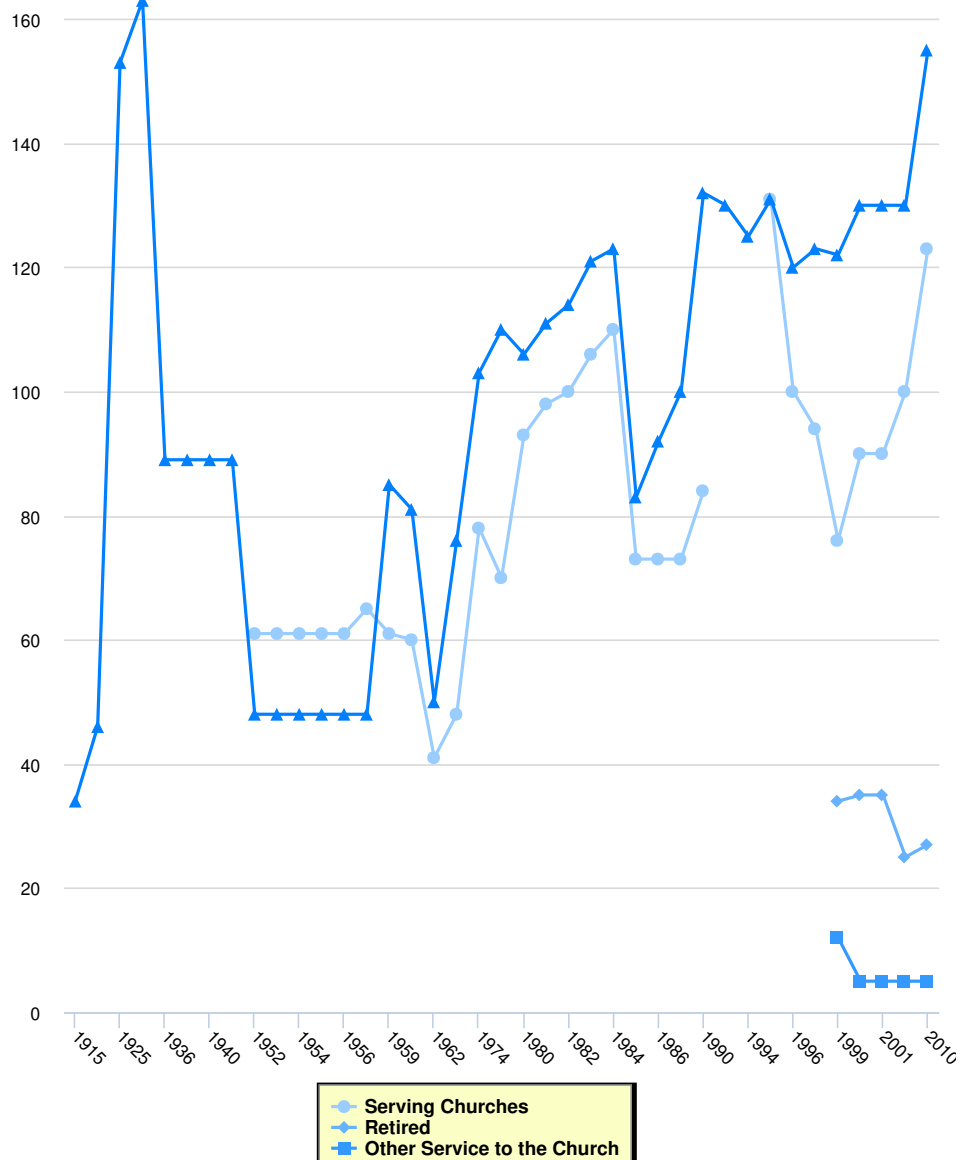
Simply click on the data set in the legend to make the values appear or disappear from the chart.

Membership

	Full Communicants	Average Attendance	Other Members	Total Inclusive Members	Total Churches	Membership Calculation Method
2010	10,000	0	4,000	14,000	233	
2008	9,000	0	2,000	11,000	210	
2001	9,000	0	2,000	11,000	200	
2000	9,000	0	2,000	11,000	200	
1999	8,000	0	3,000	11,000	185	
1997	7,000	0	3,000	10,000	175	
1996	6,000	0	500	6,500	170	
1995	6,000	0	0	6,000	161	
1994	5,700	0	0	5,700	160	
1993	0	0	0	5,500	168	

	Full Communicants	Average Attendance	Other Members	Total Inclusive Members	Total Churches	Membership Calculation Method
1990	0	0	0	5,749	153	
1987	5,828	0	650	6,498	135	
1986	5,528	0	650	6,178	135	
1985	5,180	0	650	5,830	135	
1984	4,810	0	750	5,560	130	
1983	4,549	0	700	5,249	125	
1982	4,225	0	650	4,875	125	
1981	3,847	0	584	4,431	124	
1980	3,459	0	481	3,940	120	
1976	0	0	0	8,000	104	
1974	5,600	0	0	5,600	98	
1964	0	0	0	5,500	56	
1962	0	0	0	4,000	91	
1960	0	0	0	3,900	123	
1959	0	0	0	3,800	124	
1957	0	0	0	4,300	130	
1956	0	0	0	4,000	125	
1955	0	0	0	3,750	124	
1954	0	0	0	3,500	110	
1953	0	0	0	3,500	110	
1952	0	0	0	3,000	106	
1944	20,000	0	0	20,000	145	
1942	4,000	0	0	4,000	68	
1940	4,745	0	255	5,000	65	
1938	4,820	0	180	5,000	57	
1936	9,740	0	260	10,000	110	
1929	6,500	0	0	6,500	177	
1925	4,400	0	0	4,400	117	
1916	848	0	0	848	22	
1915	800	0	0	800	22	

Clergy

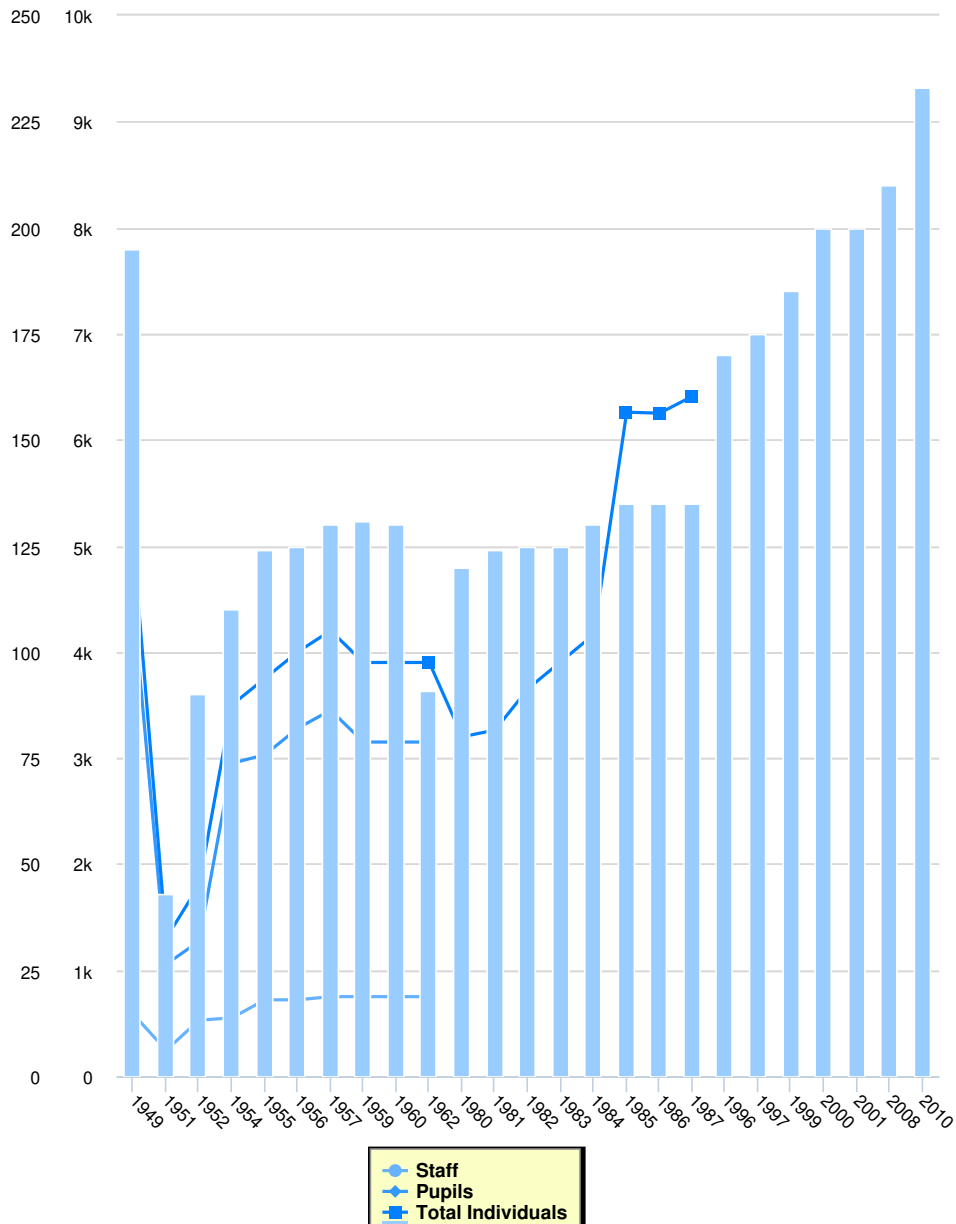


Clergy

	Serving Churches	Retired	Other Service to the Church	Total Clergy
2010	123	27	5	155
2008	100	25	5	130
2001	90	35	5	130
2000	90	35	5	130
1999	76	34	12	122
1997	94	0	0	123
1996	100	0	0	120
1995	131	0	0	131
1994	0	0	0	125
1993	0	0	0	130
1990	84	0	0	132
1987	73	0	0	100
1986	73	0	0	92
1985	73	0	0	83

	Serving Churches	Retired	Other Service to the Church	Total Clergy
1984	110	0	0	123
1983	106	0	0	121
1982	100	0	0	114
1981	98	0	0	111
1980	93	0	0	106
1976	70	0	0	110
1974	78	0	0	103
1964	48	0	0	76
1962	41	0	0	50
1960	60	0	0	81
1959	61	0	0	85
1957	65	0	0	48
1956	61	0	0	48
1955	61	0	0	48
1954	61	0	0	48
1953	61	0	0	48
1952	61	0	0	48
1942	0	0	0	89
1940	0	0	0	89
1938	0	0	0	89
1936	0	0	0	89
1929	0	0	0	163
1925	0	0	0	153
1916	0	0	0	46
1915	0	0	0	34

Education

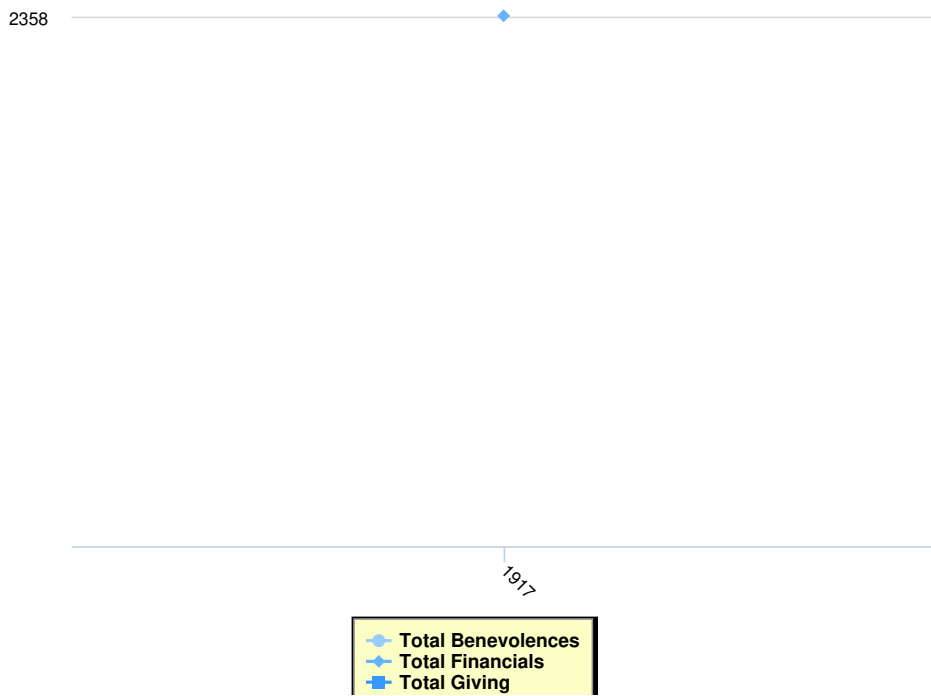


Education

	Total Schools	Staff	Pupils	Total Individuals
2010	233	0	0	0
2008	210	0	0	0
2001	200	0	0	0
2000	200	0	0	0
1999	185	0	0	0
1997	175	0	0	0
1996	170	0	0	0
1987	135	0	0	6,410
1986	135	0	0	6,250
1985	135	0	0	6,260
1984	130	0	0	4,163
1983	125	0	0	3,909
1982	125	0	0	3,653

	Total Schools	Staff	Pupils	Total Individuals
1981	124	0	0	3,263
1980	120	0	0	3,200
1962	91	750	3,150	3,900
1960	130	750	3,150	3,900
1959	131	750	3,150	3,900
1957	130	750	3,450	4,200
1956	125	720	3,280	4,000
1955	124	720	3,030	3,750
1954	110	550	2,950	3,500
1952	90	528	1,272	1,800
1951	43	245	1,055	1,300
1949	195	585	4,460	5,045

Finance



	Total Benevolences	Total Financials	Total Giving	Local Expenses	Method
1917	\$0	\$2,358		\$0	