



THE YEARBOOK

of American & Canadian Churches

ASSOCIATION OF STATISTICIANS OF AMERICAN RELIGIOUS BODIES

THE YEARBOOK OF AMERICAN & CANADIAN CHURCHES

Copyright © 2021 Association of Statisticians of American Religious Bodies All rights reserved.

No part of this book may be reproduced in any manner whatsoever without written permission of the publisher except in brief quotations embodied in critical articles or reviews. For more information, contact the Association of of Statisticians of American Religious Bodies

ABOUT THE YEARBOOK

The Yearbook of American & Canadian Churches has served as the definitive handbook of North American denominations since 1916. Over our 100 year history, The Yearbook has remained an authoritative source for the most accurate and complete compilation of statistical data for North American religious bodies. Now an interactive online application, The Yearbook continues to catalog census information for *** denominational religious bodies. As of 2020, the Yearbook represents ***,*** faithful members, ***,*** clergy, ***,*** congregations, **,*** educational bodies, and more than \$***,***,***,***.** in total financial commitment.

Each listing contains a brief paragraph about the religious body, contact information for the group, and informative graphs detailing current and historical statistical data. Previously stewarded by the National Council of Churches, The Yearbook is overseen by the Association of Statisticians of American Religious Bodies (ASARB). in partnership with The National Council of Churches and Lake Institute on Faith and Giving. We invite you to join our effort by adding data for your religious group, becoming an ASARB member or making a contribution to our cause.

Visit us online at www.asarb.org.

OUR PARTNERS



THE EVANGELICAL COVENANT CHURCH



Headquarters

5101 N. Francisco Ave.
Chicago, IL 60625
United States
[\(773\)784-3000](tel:(773)784-3000)
Elliott.johnson@covchurch.org
<https://www.covchurch.org>
[Evangelical Protestant](#)

Attesting Officer

GARY WALTER
President
[\(773\)784-3000](tel:(773)784-3000)
president@covchurch.org

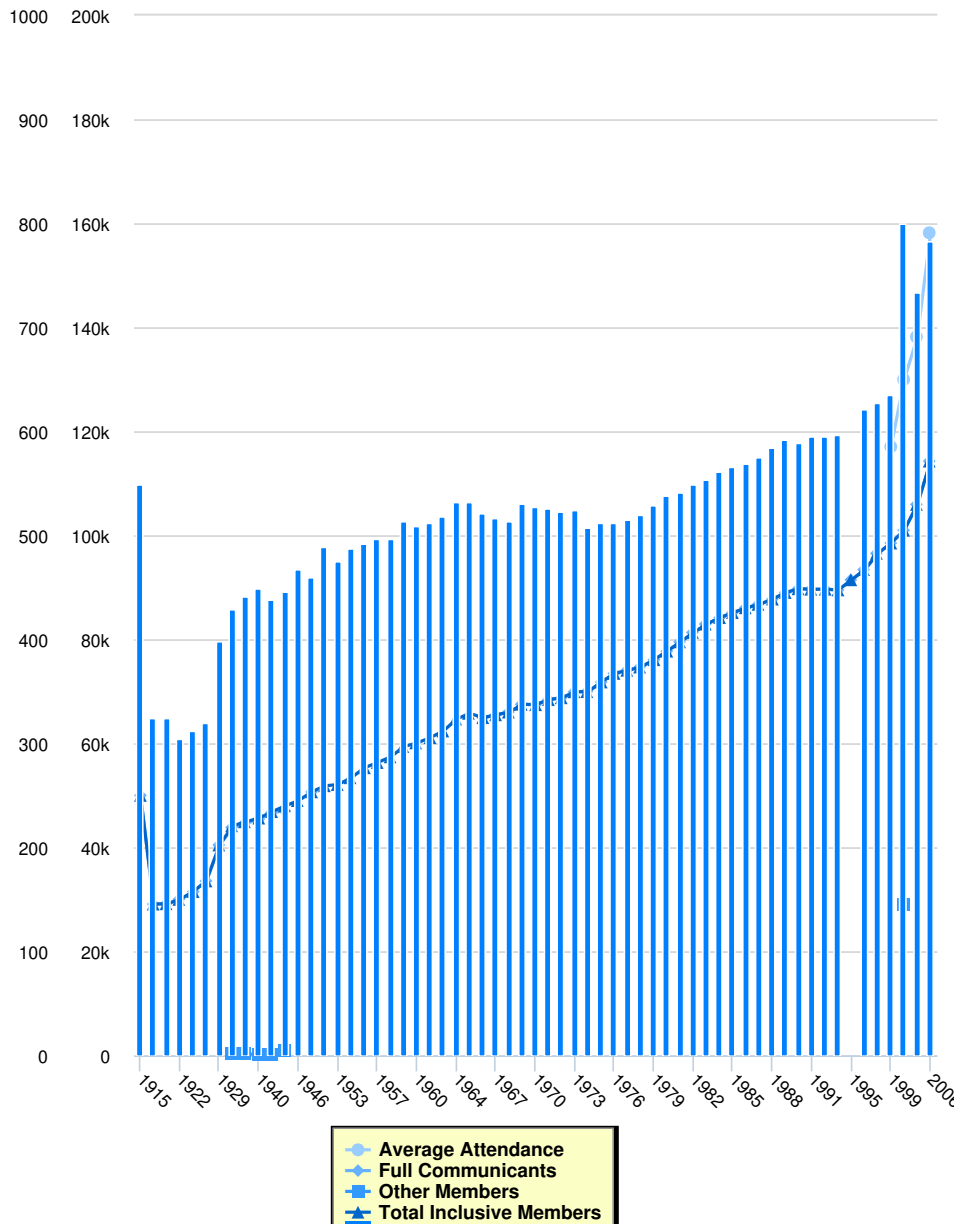
Media Contact

DONALD L. MEYER

The Evangelical Covenant Church has its roots in historic Christianity as it emerged during the Protestant Reformation, in the biblical instruction of the Lutheran State Church of Sweden and in the great spiritual awakenings of the 19th century. The Covenant Church adheres to the affirmations of the Protestant Reformation regarding the Holy Scriptures, believing that the Old and the New Testament are the Word of God and the only perfect rule for faith, doctrine and conduct. It has traditionally valued the historic confessions of the Christian church, particularly the Apostles' Ethe Nicene Creed, while at the same time emphasizing the sovereignty of the Word over all creedal interpretations. It has especially cherished the pietistic restatement of the doctrine of justification by faith as basic to its dual task of evangelism and Christian nurture. It recognizes the New Testament emphasis upon personal faith in Jesus Christ as Savior and Lord, the reality of a fellowship of believers which acknowledges but transcends theological differences, and the belief in baptism and the Lord's Supper as divinely ordained sacraments of the church.

While the denomination has traditionally practiced the baptism of infants, in conformity with its principle of freedom it has also recognized the practice of believer baptism. The principle of personal freedom, so highly esteemed by the Covenant, is to be distinguished from the individualism that disregards the centrality of the Word of God and the mutual responsibilities and disciplines of the spiritual community.

Membership



Instructions for the Chart and Legend

Simply click on the data set in the legend to make the values appear or disappear from the chart.

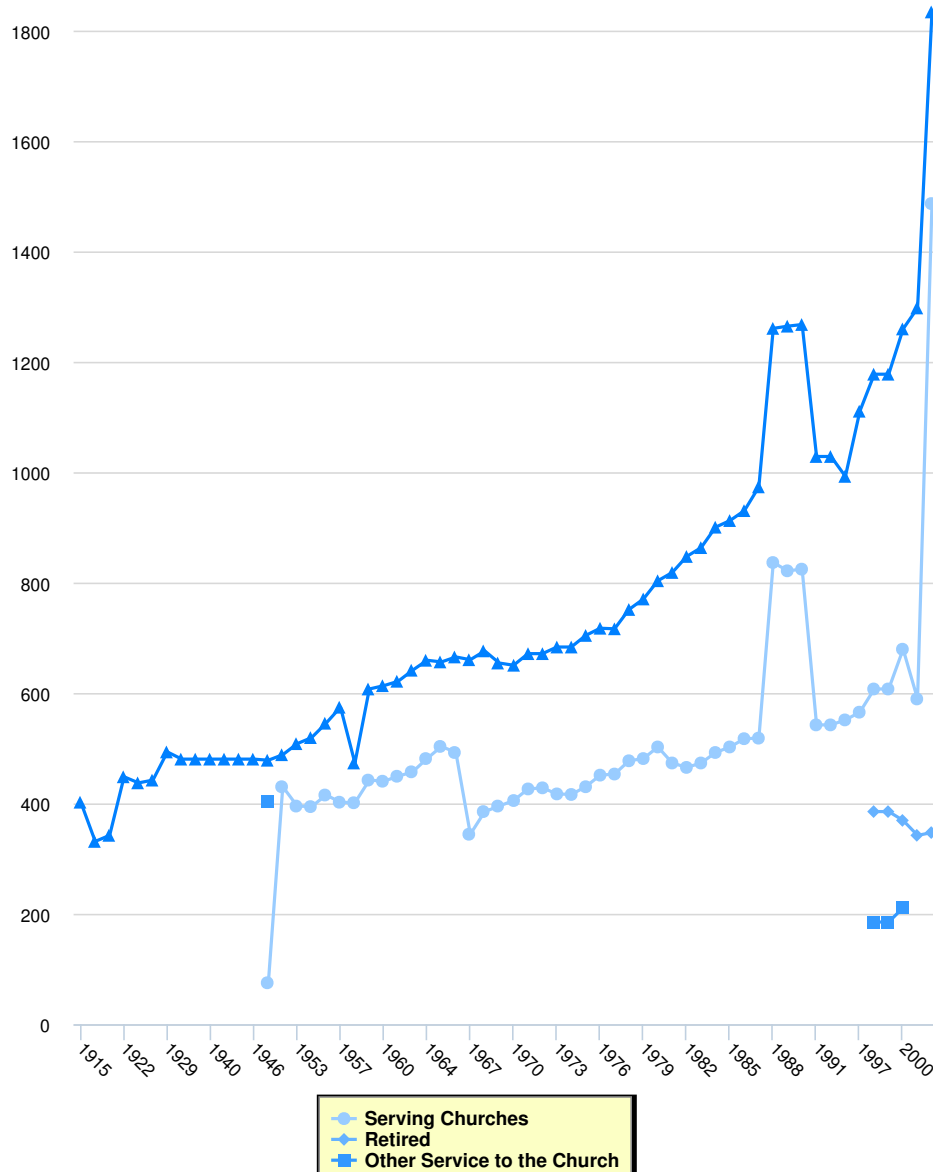
Membership

	Full Communicants	Average Attendance	Other Members	Total Inclusive Members	Total Churches	Membership Calculation Method
2006	114,283	158,200	0	114,283	783	
2003	105,956	138,183	0	105,956	734	
2000	101,003	130,000	28,997	101,003	800	
1999	98,526	117,061	0	98,526	636	
1998	96,552	0	0	96,552	628	
1997	93,414	0	0	93,414	622	
1995	91,458	0	0	91,458	0	
1993	89,511	0	0	89,511	597	
1992	89,648	0	0	89,648	596	
1991	89,648	0	0	89,648	596	

	Full Communicants	Average Attendance	Other Members	Total Inclusive Members	Total Churches	Membership Calculation Method
1990	89,735	0	0	89,735	590	
1989	89,014	0	0	89,014	592	
1988	87,750	0	0	87,750	584	
1987	86,741	0	0	86,741	575	
1986	86,079	0	0	86,079	570	
1985	85,150	0	0	85,150	566	
1984	84,185	0	0	84,185	561	
1983	82,943	0	0	82,943	554	
1982	81,324	0	0	81,324	550	
1981	79,523	0	0	79,523	542	
1980	77,737	0	0	77,737	539	
1979	76,092	0	0	76,092	529	
1978	74,678	0	0	74,678	520	
1977	74,060	0	0	74,060	515	
1976	73,458	0	0	73,458	512	
1975	71,808	0	0	71,808	513	
1974	69,960	0	0	69,960	508	
1973	69,922	0	0	69,922	524	
1972	68,771	0	0	68,771	523	
1971	68,428	0	0	68,428	526	
1970	67,441	0	0	67,441	527	
1969	67,522	0	0	67,522	531	
1968	66,021	0	0	66,021	514	
1967	65,496	0	0	65,496	517	
1966	64,950	0	0	64,950	521	
1965	0	0	0	65,780	533	
1964	0	0	0	64,685	532	
1962	0	0	0	62,389	518	
1961	0	0	0	61,108	513	
1960	0	0	0	60,090	510	
1959	0	0	0	59,396	514	
1958	0	0	0	57,414	497	
1957	0	0	0	56,321	497	
1956	0	0	0	55,311	493	
1954	0	0	0	53,388	488	
1953	0	0	0	52,085	476	
1951	0	0	0	51,850	489	
1950	50,679	0	0	50,679	460	
1946	0	0	0	49,003	468	
1944	47,045	0	955	48,000	446	
1942	46,745	0	136	46,881	438	
1940	45,472	0	162	45,634	450	
1938	44,615	0	315	44,930	441	
1936	43,844	0	309	44,153	430	
1929	40,460	0	0	40,460	398	
1925	33,550	0	0	33,550	320	
1923	31,500	0	0	31,500	312	
1922	30,000	0	0	30,000	305	
1917	29,164	0	0	29,164	324	
1916	29,096	0	0	29,096	325	

	Full Communicants	Average Attendance	Other Members	Total Inclusive Members	Total Churches	Membership Calculation Method
1915	50,000	0	0	50,000	550	

Clergy

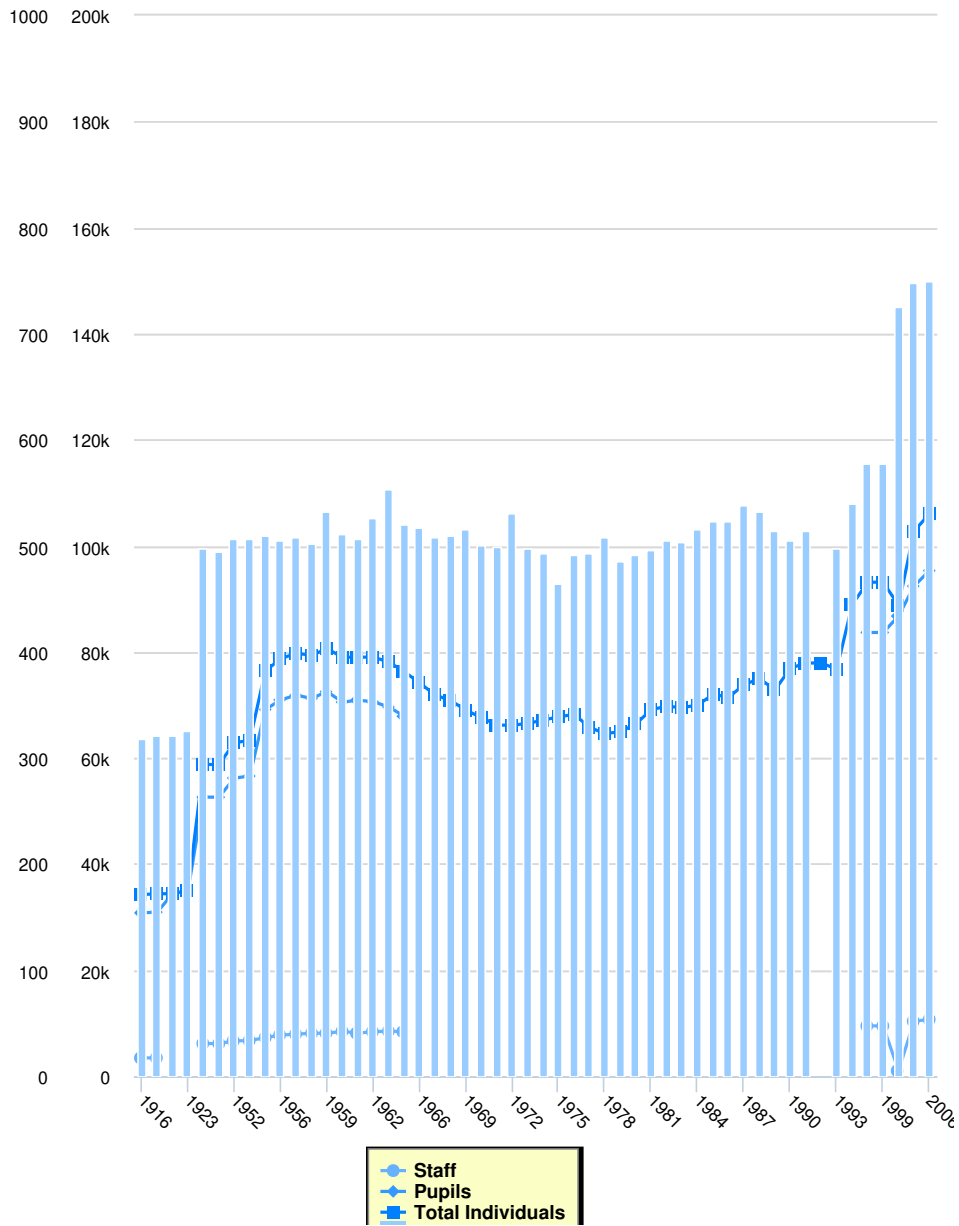


Clergy

	Serving Churches	Retired	Other Service to the Church	Total Clergy
2006	1,486	347	0	1,833
2003	589	342	0	1,297
2000	679	369	211	1,259
1999	607	385	185	1,177
1998	607	385	185	1,177
1997	565	0	0	1,110
1993	551	0	0	992
1992	542	0	0	1,028
1991	542	0	0	1,028
1990	824	0	0	1,267
1989	821	0	0	1,264
1988	836	0	0	1,260
1987	518	0	0	973
1986	517	0	0	930

	Serving Churches	Retired	Other Service to the Church	Total Clergy
1985	502	0	0	912
1984	492	0	0	900
1983	473	0	0	863
1982	465	0	0	847
1981	473	0	0	818
1980	502	0	0	803
1979	481	0	0	770
1978	477	0	0	751
1977	453	0	0	716
1976	451	0	0	717
1975	430	0	0	704
1974	416	0	0	683
1973	417	0	0	683
1972	428	0	0	671
1971	426	0	0	671
1970	405	0	0	650
1969	395	0	0	654
1968	385	0	0	676
1967	344	0	0	660
1966	492	0	0	665
1965	503	0	0	656
1964	481	0	0	659
1962	457	0	0	641
1961	449	0	0	621
1960	440	0	0	613
1959	442	0	0	607
1958	401	0	0	473
1957	402	0	0	574
1956	415	0	0	545
1954	394	0	0	519
1953	395	0	0	508
1951	430	0	0	488
1950	75	0	403	478
1946	0	0	0	480
1944	0	0	0	480
1942	0	0	0	480
1940	0	0	0	480
1938	0	0	0	480
1936	0	0	0	480
1929	0	0	0	493
1925	0	0	0	442
1923	0	0	0	437
1922	0	0	0	448
1917	0	0	0	342
1916	0	0	0	331
1915	0	0	0	402

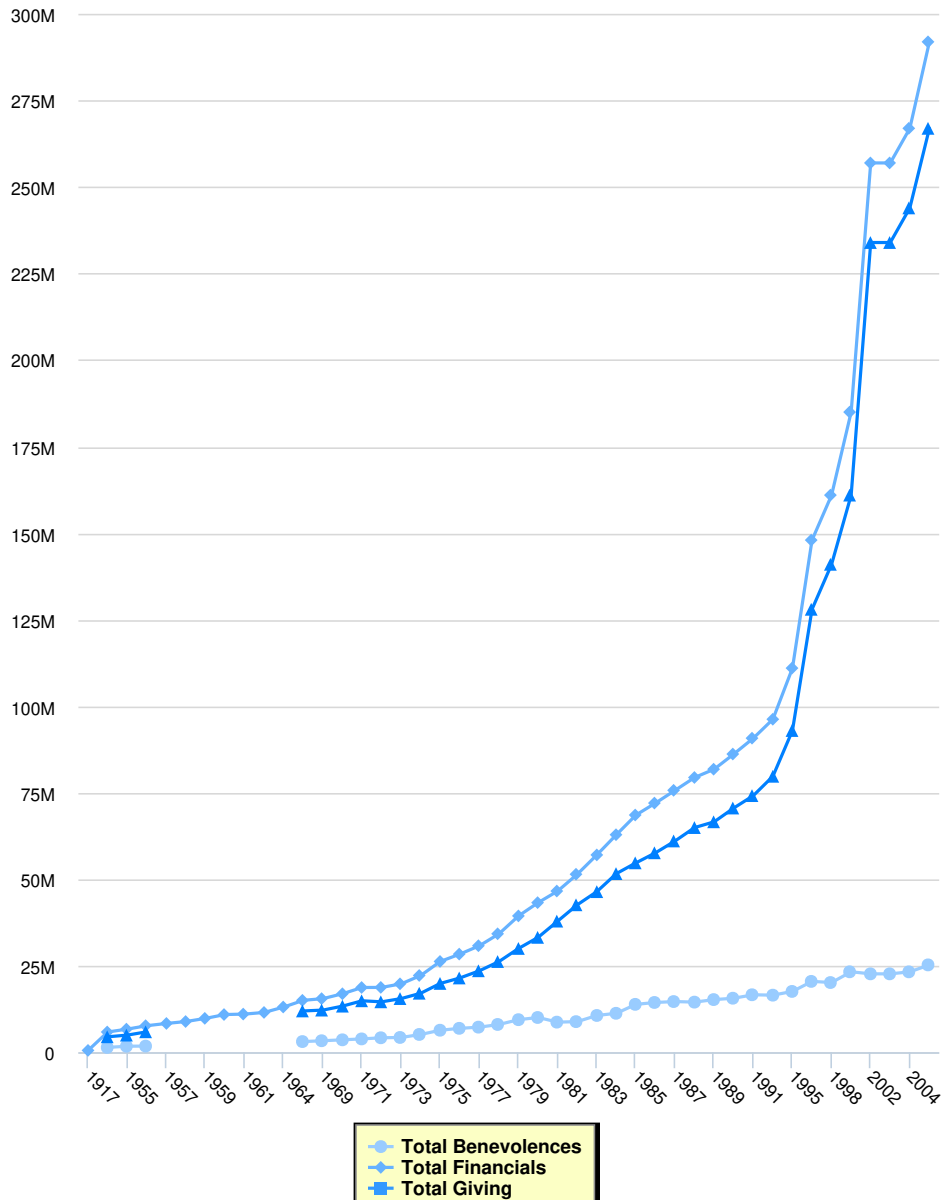
Education



	Education			
	Total Schools	Staff	Pupils	Total Individuals
2006	750	10,701	95,321	106,022
2003	748	10,373	92,395	102,768
2000	725	1,027	86,753	88,780
1999	577	9,483	83,653	93,136
1998	577	9,483	83,653	93,136
1997	540	0	0	88,924
1993	498	0	0	76,744
1992	0	0	0	77,903
1991	514	0	0	77,903
1990	506	0	0	76,923
1989	515	0	0	72,866
1988	532	0	0	74,922
1987	539	0	0	73,854

	Total Schools	Staff	Pupils	Total Individuals
1986	524	0	0	71,424
1985	523	0	0	72,025
1984	516	0	0	69,967
1983	504	0	0	69,492
1982	505	0	0	69,740
1981	496	0	0	69,134
1980	491	0	0	66,443
1979	486	0	0	64,976
1978	509	0	0	64,577
1977	493	0	0	65,772
1976	491	0	0	68,206
1975	464	0	0	67,766
1974	493	0	0	67,143
1973	498	0	0	66,520
1972	531	0	0	66,173
1971	500	0	0	66,194
1970	501	0	0	67,599
1969	516	0	0	68,998
1968	510	0	0	70,824
1967	508	0	0	71,876
1966	517	0	0	74,133
1965	521	8,398	67,860	76,258
1964	553	8,480	69,616	78,096
1962	527	8,408	70,596	79,004
1961	507	8,117	70,900	79,017
1960	511	8,458	70,525	78,983
1959	533	8,107	72,509	80,616
1958	503	8,107	71,233	79,340
1957	509	7,922	71,833	79,755
1956	506	7,759	70,953	78,712
1954	510	7,282	69,125	76,407
1953	507	6,707	56,588	63,295
1952	507	6,672	56,216	62,888
1951	495	6,144	52,609	58,753
1950	497	6,166	52,616	58,782
1923	326	0	35,000	35,000
1919	322	0	34,401	34,401
1917	322	3,464	30,937	34,401
1916	319	3,446	30,795	34,241

Finance



Finance

	Total Benevolences	Total Financials	Total Giving	Local Expenses	Method
2006	\$25,232,786	\$292,000,000		\$267,000,000	
2004	\$23,226,589	\$267,000,000		\$244,000,000	
2003	\$22,644,569	\$257,000,000		\$234,000,000	
2002	\$22,644,569	\$257,000,000		\$234,000,000	
2000	\$23,237,513	\$185,000,000		\$161,000,000	
1998	\$20,134,436	\$161,000,000		\$141,000,000	
1997	\$20,462,435	\$148,000,000		\$128,000,000	
1995	\$17,565,085	\$111,000,000		\$92,970,066	
1993	\$16,482,315	\$96,223,815		\$79,741,500	
1991	\$16,598,656	\$90,753,171		\$74,154,515	
1990	\$15,601,475	\$86,170,275		\$70,568,800	
1989	\$15,206,265	\$81,791,479		\$66,585,214	
1988	\$14,471,178	\$79,391,637		\$64,920,459	

	Total Benevolences	Total Financials	Total Giving	Local Expenses	Method
1987	\$14,636,000	\$75,685,703		\$61,049,703	
1986	\$14,374,707	\$72,003,279		\$57,628,572	
1985	\$13,828,030	\$68,547,339		\$54,719,309	
1984	\$11,243,908	\$62,857,301		\$51,613,393	
1983	\$10,615,909	\$57,013,643		\$46,397,734	
1982	\$8,830,793	\$51,430,402		\$42,599,609	
1981	\$8,689,918	\$46,574,710		\$37,884,792	
1980	\$10,031,072	\$43,222,394		\$33,191,322	
1979	\$9,400,074	\$39,387,358		\$29,987,284	
1978	\$8,017,623	\$34,218,331		\$26,200,708	
1977	\$7,240,548	\$30,771,724		\$23,531,176	
1976	\$6,898,871	\$28,350,415		\$21,451,544	
1975	\$6,353,422	\$26,229,399		\$19,875,977	
1974	\$5,131,124	\$22,175,198		\$17,044,074	
1973	\$4,259,950	\$19,760,079		\$15,500,129	
1972	\$4,169,053	\$18,726,259		\$14,557,206	
1971	\$3,841,887	\$18,699,077		\$14,857,190	
1970	\$3,578,876	\$16,888,494		\$13,309,618	
1969	\$3,312,306	\$15,481,143		\$12,168,837	
1968	\$3,072,848	\$14,995,932		\$11,923,084	
1964	\$0	\$13,059,923		\$0	
1962	\$0	\$11,490,961		\$0	
1961	\$0	\$11,015,009		\$0	
1960	\$0	\$10,885,415		\$0	
1959	\$0	\$9,780,382		\$0	
1958	\$0	\$8,863,082		\$0	
1957	\$0	\$8,307,986		\$0	
1956	\$1,768,158	\$7,664,110		\$5,895,952	
1955	\$1,730,718	\$6,671,406		\$4,940,688	
1954	\$1,387,313	\$5,840,074		\$4,452,761	
1917	\$0	\$522,352		\$0	