



THE YEARBOOK

of American & Canadian Churches

ASSOCIATION OF STATISTICIANS OF AMERICAN RELIGIOUS BODIES

THE YEARBOOK OF AMERICAN & CANADIAN CHURCHES

Copyright © 2021 Association of Statisticians of American Religious Bodies All rights reserved.

No part of this book may be reproduced in any manner whatsoever without written permission of the publisher except in brief quotations embodied in critical articles or reviews. For more information, contact the Association of of Statisticians of American Religious Bodies

ABOUT THE YEARBOOK

The Yearbook of American & Canadian Churches has served as the definitive handbook of North American denominations since 1916. Over our 100 year history, The Yearbook has remained an authoritative source for the most accurate and complete compilation of statistical data for North American religious bodies. Now an interactive online application, The Yearbook continues to catalog census information for *** denominational religious bodies. As of 2020, the Yearbook represents ***,*** faithful members, ***,*** clergy, ***,*** congregations, **,*** educational bodies, and more than \$***,***,***,***.** in total financial commitment.

Each listing contains a brief paragraph about the religious body, contact information for the group, and informative graphs detailing current and historical statistical data. Previously stewarded by the National Council of Churches, The Yearbook is overseen by the Association of Statisticians of American Religious Bodies (ASARB). in partnership with The National Council of Churches and Lake Institute on Faith and Giving. We invite you to join our effort by adding data for your religious group, becoming an ASARB member or making a contribution to our cause.

Visit us online at www.asarb.org.

OUR PARTNERS



CUMBERLAND PRESBYTERIAN CHURCH



Headquarters

8207 Traditional Place
Cordova, TN 38016
United States
[\(901\)276-4572](tel:(901)276-4572)
assembly@cumberland.org
<https://www.cumberl...>
[Christian Protestant TO BE
ALLOCATED](#)

Attesting Officer

REV. MICHAEL G. SHARPE
Stated Clerk
[901-276-4572](tel:901-276-4572)
msharpe@cumberland.org

Media Contact

STATED CLK., REV. MICHAEL
G. SHARPE

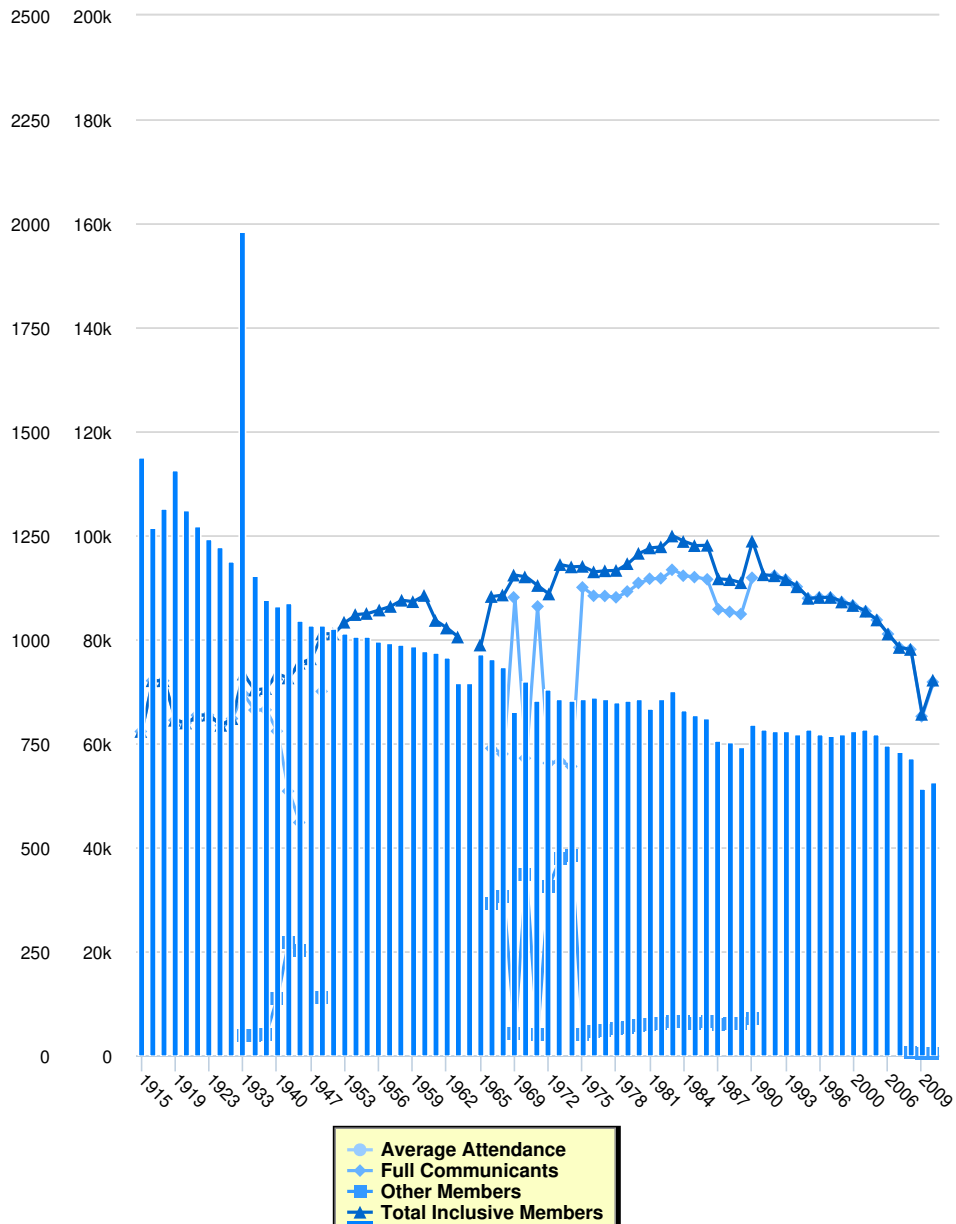
The Cumberland Presbyterian Church was organized in Dickson County, Tennessee, on Feb. 4, 1810. It was an outgrowth of the Great Revival of 1800 on the Kentucky and Tennessee frontier. The founders were Finis Ewing, Samuel King and Samuel McAdow, ministers in the Presbyterian Church who rejected the doctrine of election and reprobation as taught in the Westminster Confession of Faith.

By 1813, the Cumberland Presbytery had grown to encompass three presbyteries, which constituted a synod. This synod met at the Beech Church in Sumner County, Tenn., and formulated a "Brief Statement" which set forth the points in which Cumberland Presbyterians dissented from the Westminster Confession. These points are-

1. That there are no eternal reprobates;
2. That Christ died not for some, but for all people;
3. That all those dying in infancy are saved through Christ and the sanctification of the Spirit;
4. That the Spirit of God operates on the world, or as coextensively as Christ has made atonement, in such a manner as to leave everyone inexcusable.

From its birth in 1810, the Cumberland Presbyterian Church grew to a membership of 200,000 at the turn of the century. In 1906 the church voted to merge with the then-Presbyterian Church. Those who dissented from the merger became the nucleus of the continuing Cumberland Presbyterian Church.

Membership



Instructions for the Chart and Legend

Simply click on the data set in the legend to make the values appear or disappear from the chart.

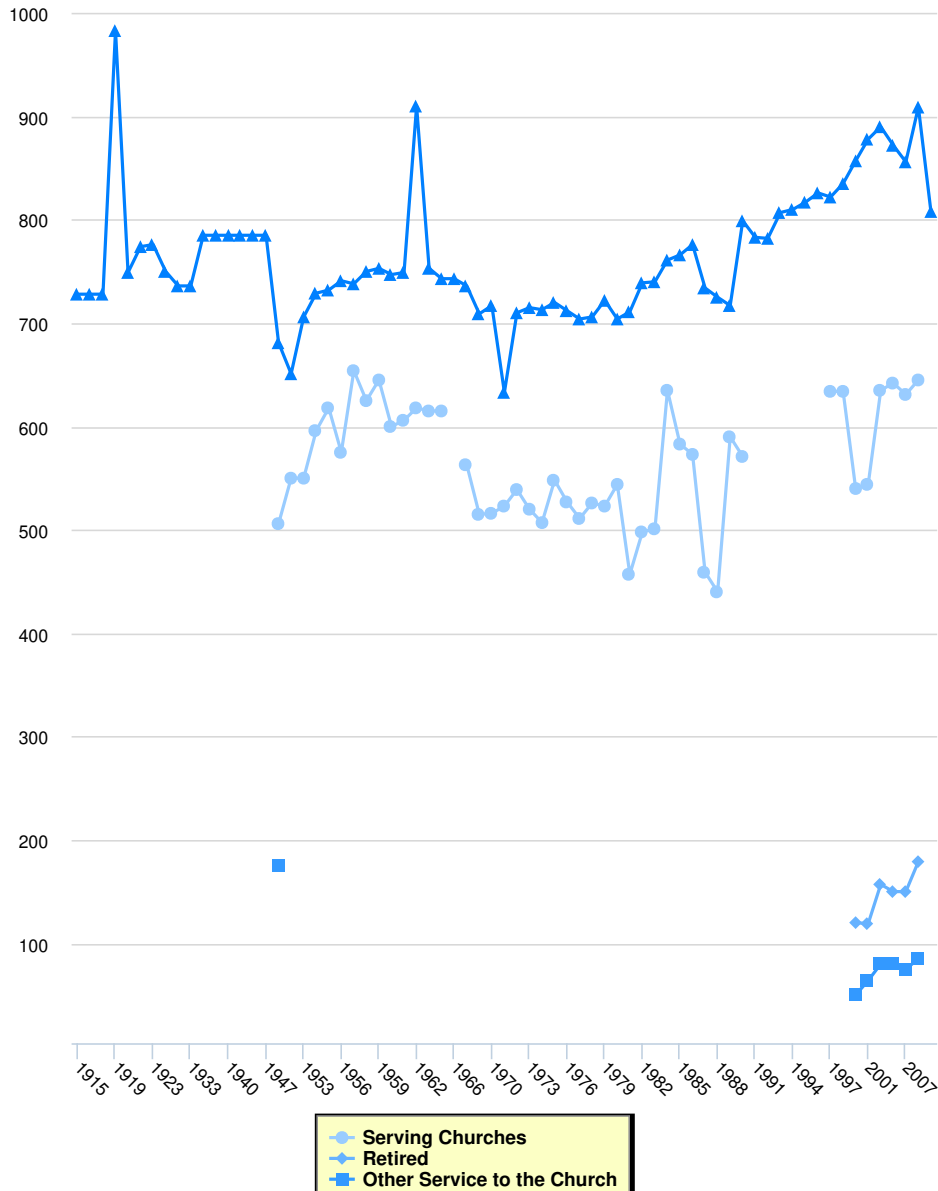
Membership

	Full Communicants	Average Attendance	Other Members	Total Inclusive Members	Total Churches	Membership Calculation Method
2010	71,809	0	358	72,167	657	
2009	65,211	0	380	65,591	643	
2008	78,074	0	518	78,074	716	
2007	78,451	0	0	78,451	730	
2006	81,034	0	0	81,034	748	
2003	83,742	0	0	83,742	774	
2001	85,427	0	0	85,427	784	
2000	86,519	0	0	86,519	779	
1998	87,198	0	0	87,198	774	
1997	88,068	0	0	88,068	771	

	Full Communicants	Average Attendance	Other Members	Total Inclusive Members	Total Churches	Membership Calculation Method
1996	88,066	0	0	88,066	774	
1995	87,896	0	0	87,896	783	
1994	90,125	0	0	90,125	772	
1993	91,489	0	0	91,489	779	
1992	92,240	0	0	92,240	782	
1991	0	0	0	92,433	784	
1990	91,857	0	7,034	98,891	796	
1989	84,866	0	6,040	90,906	743	
1988	85,304	0	6,187	91,491	752	
1987	85,781	0	5,865	91,646	759	
1986	91,556	0	6,547	98,103	811	
1985	91,976	0	6,061	98,037	818	
1984	92,242	0	6,587	98,829	831	
1983	93,387	0	6,500	99,887	878	
1982	91,744	0	6,069	97,813	856	
1981	91,665	0	5,934	97,599	833	
1980	90,844	0	5,709	96,553	857	
1979	89,218	0	5,356	94,574	854	
1978	88,093	0	5,175	93,268	850	
1977	88,353	0	4,847	93,200	857	
1976	88,382	0	4,613	92,995	860	
1975	90,005	0	4,045	94,050	859	
1974	55,577	0	38,371	93,948	854	
1973	56,584	0	37,811	94,395	856	
1972	56,212	0	32,526	88,738	879	
1971	86,340	0	4,028	90,368	854	
1970	57,147	0	34,878	92,025	901	
1969	88,091	0	4,277	92,368	827	
1967	57,976	0	30,564	88,540	936	
1966	59,057	0	29,191	88,248	955	
1965	0	0	0	78,917	967	
1964	0	0	0	0	895	
1963	0	0	0	80,455	895	
1962	0	0	0	82,190	958	
1961	0	0	0	83,642	971	
1960	0	0	0	88,452	975	
1959	0	0	0	87,263	984	
1958	0	0	0	87,531	990	
1957	0	0	0	86,340	991	
1956	0	0	0	85,651	997	
1955	0	0	0	84,990	1,007	
1954	0	0	0	84,776	1,008	
1953	0	0	0	83,307	1,014	
1952	0	0	0	81,086	1,026	
1950	70,000	0	11,086	81,086	1,035	
1947	0	0	0	76,276	1,033	
1944	44,786	0	20,198	75,427	1,048	
1942	50,814	0	21,777	72,591	1,088	
1940	62,353	0	11,004	73,357	1,082	
1938	66,452	0	4,087	70,539	1,096	

	Full Communicants	Average Attendance	Other Members	Total Inclusive Members	Total Churches	Membership Calculation Method
1936	66,410	0	3,864	70,274	1,152	
1933	69,516	0	3,823	73,339	1,982	
1929	64,767	0	0	64,767	1,189	
1925	63,477	0	0	63,477	1,225	
1923	65,469	0	0	65,469	1,244	
1922	65,425	0	0	65,425	1,273	
1921	63,924	0	0	63,924	1,312	
1919	64,452	0	0	64,452	1,406	
1917	72,052	0	0	72,052	1,317	
1916	72,056	0	0	72,056	1,269	
1915	62,294	0	0	62,294	1,439	

Clergy



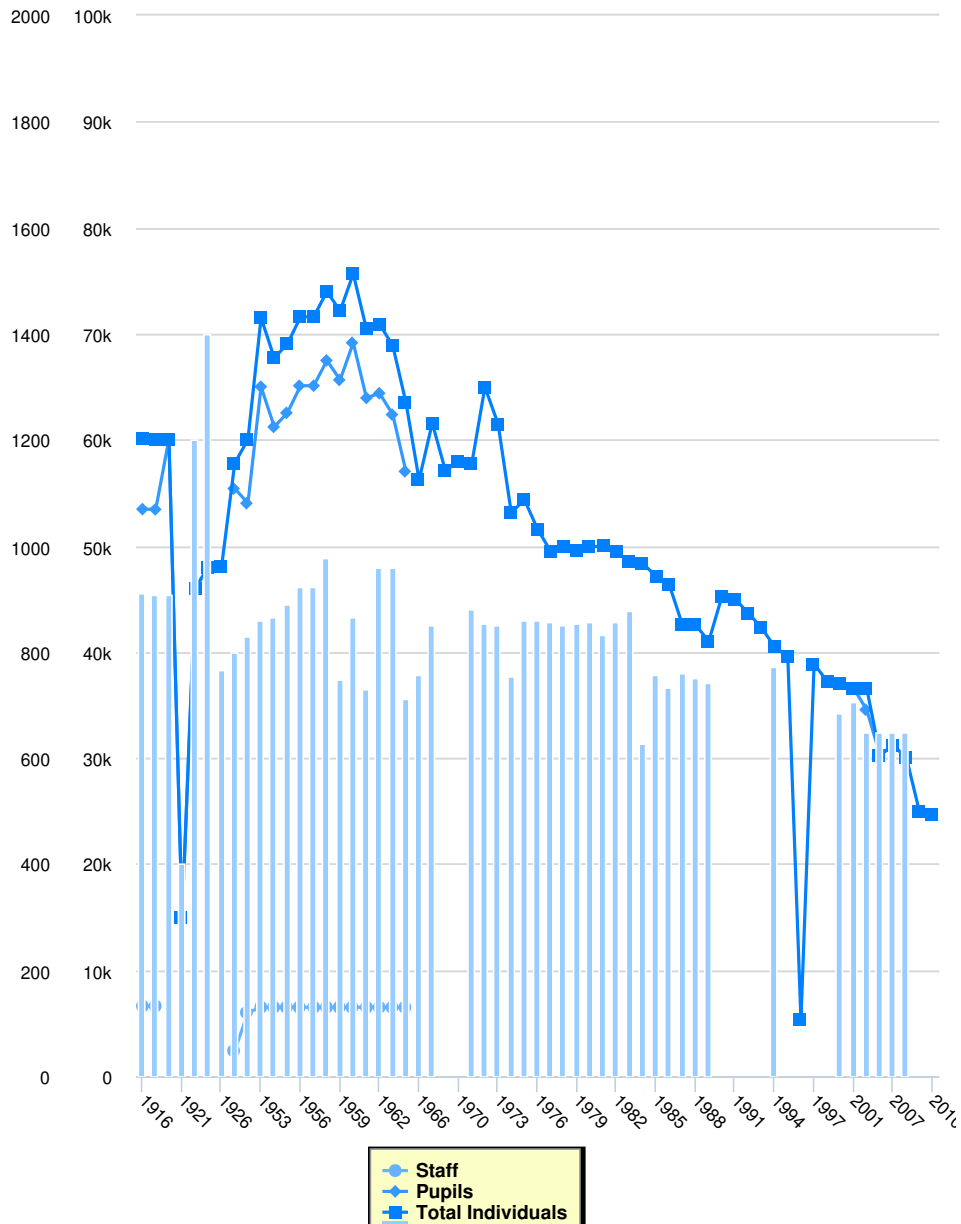
Clergy

	Serving Churches	Retired	Other Service to the Church	Total Clergy
2009	0	0	0	808
2008	645	179	85	909
2007	631	150	75	856
2006	642	150	80	872
2003	635	157	80	890
2001	544	119	64	878
2000	540	120	50	857
1998	634	0	0	835
1997	634	0	0	822
1996	0	0	0	826
1995	0	0	0	817
1994	0	0	0	810
1993	0	0	0	807
1992	0	0	0	782

	Serving Churches	Retired	Other Service to the Church	Total Clergy
1991	0	0	0	783
1990	571	0	0	799
1989	590	0	0	717
1988	440	0	0	725
1987	459	0	0	734
1986	573	0	0	776
1985	583	0	0	766
1984	635	0	0	761
1983	501	0	0	740
1982	498	0	0	739
1981	457	0	0	711
1980	544	0	0	704
1979	523	0	0	722
1978	526	0	0	706
1977	511	0	0	704
1976	527	0	0	712
1975	548	0	0	720
1974	507	0	0	713
1973	520	0	0	715
1972	539	0	0	710
1971	523	0	0	633
1970	516	0	0	717
1969	515	0	0	709
1967	563	0	0	736
1966	0	0	0	743
1965	615	0	0	743
1963	615	0	0	753
1962	618	0	0	910
1961	606	0	0	749
1960	600	0	0	747
1959	645	0	0	753
1958	625	0	0	750
1957	654	0	0	738
1956	575	0	0	741
1955	618	0	0	732
1954	596	0	0	729
1953	550	0	0	706
1952	550	0	0	651
1950	506	0	175	681
1947	0	0	0	785
1944	0	0	0	785
1942	0	0	0	785
1940	0	0	0	785
1938	0	0	0	785
1936	0	0	0	785
1933	0	0	0	736
1929	0	0	0	736
1925	0	0	0	750
1923	0	0	0	776
1922	0	0	0	774
1921	0	0	0	749

	Serving Churches	Retired	Other Service to the Church	Total Clergy
1919	0	0	0	983
1917	0	0	0	728
1916	0	0	0	728
1915	0	0	0	728

Education

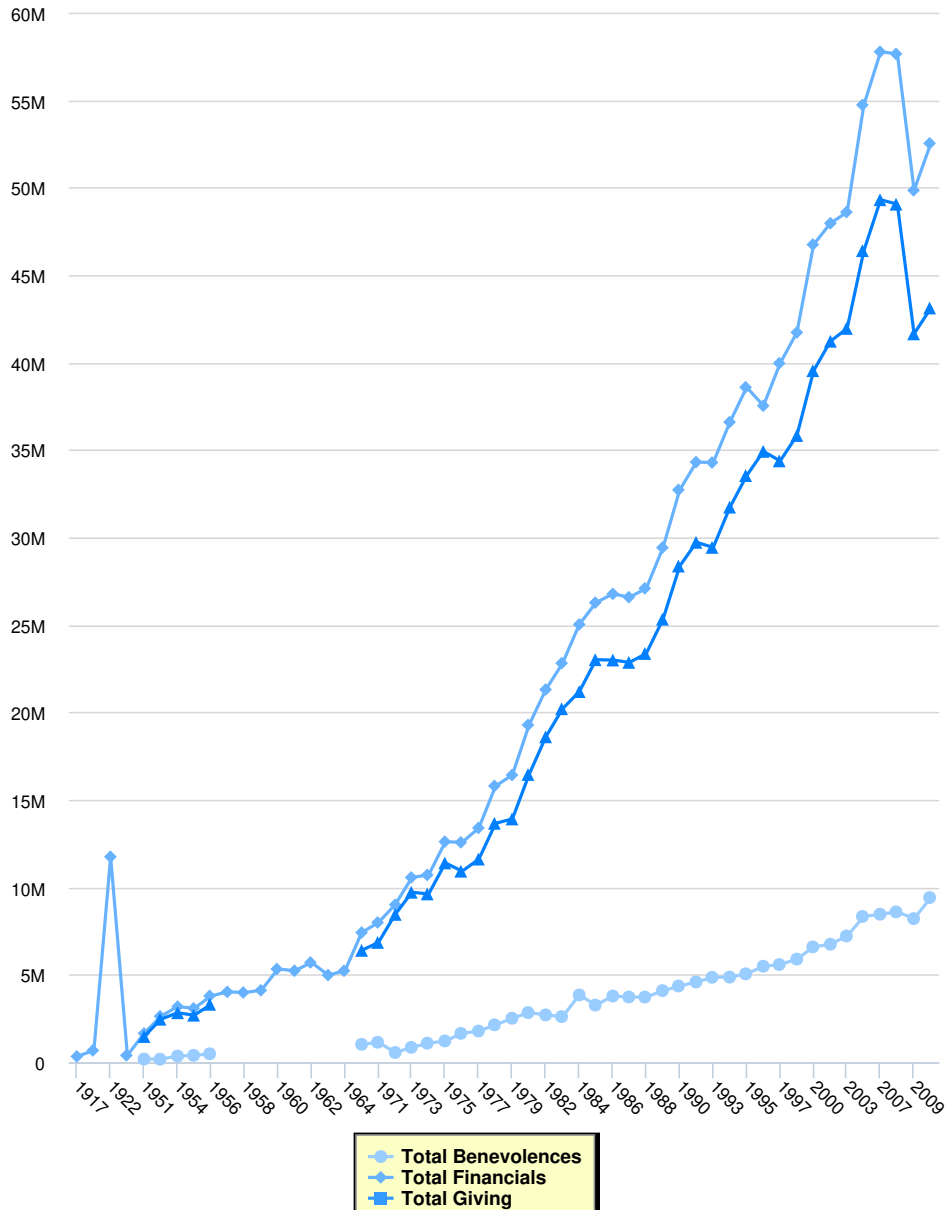


Education

	Total Schools	Staff	Pupils	Total Individuals
2010	0	0	0	24,640
2009	0	0	0	24,943
2008	650	0	30,064	30,064
2007	650	0	31,183	31,183
2006	650	0	30,265	30,265
2003	650	0	34,545	36,559
2001	707	0	36,559	36,559
2000	685	0	37,041	37,041
1998	0	0	0	37,221
1997	0	0	0	38,851
1996	0	0	0	5,298
1995	0	0	0	39,577
1994	772	0	0	40,479

	Total Schools	Staff	Pupils	Total Individuals
1993	0	0	0	42,285
1992	0	0	0	43,662
1991	0	0	0	44,974
1990	0	0	0	45,226
1989	743	0	0	41,009
1988	752	0	0	42,536
1987	759	0	0	42,548
1986	734	0	0	46,334
1985	758	0	0	47,132
1984	628	0	0	48,317
1983	878	0	0	48,489
1982	856	0	0	49,424
1981	833	0	0	49,983
1980	857	0	0	49,907
1979	854	0	0	49,553
1978	850	0	0	49,924
1977	857	0	0	49,465
1976	860	0	0	51,572
1975	859	0	0	54,338
1974	755	0	0	53,127
1973	852	0	0	61,477
1972	853	0	0	64,966
1971	880	0	0	57,726
1970	0	0	0	57,915
1969	0	0	0	57,083
1967	852	0	0	61,572
1966	757	0	0	56,206
1965	713	6,500	57,017	63,517
1963	958	6,500	62,370	68,870
1962	958	6,500	64,384	70,884
1961	729	6,500	63,941	70,441
1960	865	6,500	69,141	75,641
1959	749	6,500	65,638	72,138
1958	976	6,500	67,476	73,976
1957	922	6,500	65,089	71,589
1956	922	6,500	65,089	71,589
1955	891	6,500	62,534	69,034
1954	866	6,500	61,208	67,708
1953	860	6,500	65,000	71,500
1952	831	6,000	54,015	60,015
1950	800	2,400	55,394	57,794
1926	765	0	0	48,052
1923	1,400	0	48,000	48,000
1922	1,200	0	46,000	46,000
1921	400	0	15,000	15,000
1919	909	0	60,049	60,049
1917	909	6,618	53,431	60,049
1916	912	6,613	53,457	60,070

Finance



Finance

	Total Benevolences	Total Financials	Total Giving	Local Expenses	Method
2010	\$9,412,929	\$52,531,185		\$43,118,256	
2009	\$8,208,372	\$49,846,061		\$41,637,689	
2008	\$8,593,296	\$57,646,214		\$49,052,918	
2007	\$8,460,302	\$57,766,770		\$49,306,468	
2006	\$8,331,581	\$54,727,911		\$46,396,330	
2003	\$7,218,214	\$48,598,778		\$41,950,671	
2001	\$6,744,757	\$47,961,389		\$41,216,632	
2000	\$6,591,617	\$46,744,751		\$39,533,829	
1998	\$5,893,773	\$41,720,463		\$35,826,690	
1997	\$5,585,350	\$39,960,964		\$34,375,614	
1996	\$5,487,460	\$37,529,737		\$34,921,064	
1995	\$5,051,095	\$38,587,070		\$33,535,975	
1994	\$4,864,472	\$36,596,593		\$31,732,121	

	Total Benevolences	Total Financials	Total Giving	Local Expenses	Method
1993	\$4,852,663	\$34,283,584		\$29,430,921	
1992	\$4,588,604	\$34,310,518		\$29,721,914	
1990	\$4,355,823	\$32,720,167		\$28,364,344	
1989	\$4,092,869	\$29,419,299		\$25,326,430	
1988	\$3,722,607	\$27,089,518		\$23,366,911	
1987	\$3,727,681	\$26,585,392		\$22,857,711	
1986	\$3,782,282	\$26,774,907		\$22,992,625	
1985	\$3,263,640	\$26,273,627		\$23,009,987	
1984	\$3,843,056	\$25,028,537		\$21,185,481	
1983	\$2,604,569	\$22,811,215		\$20,206,646	
1982	\$2,703,521	\$21,303,543		\$18,600,022	
1980	\$2,835,695	\$19,283,859		\$16,448,164	
1979	\$2,513,625	\$16,419,370		\$13,905,745	
1978	\$2,136,706	\$15,794,637		\$13,657,931	
1977	\$1,781,862	\$13,393,227		\$11,611,365	
1976	\$1,648,770	\$12,568,652		\$10,919,882	
1975	\$1,215,279	\$12,608,008		\$11,392,729	
1974	\$1,087,680	\$10,707,206		\$9,619,526	
1973	\$847,727	\$10,563,078		\$9,715,351	
1972	\$554,843	\$9,004,436		\$8,449,593	
1971	\$1,139,480	\$7,987,595		\$6,848,115	
1969	\$1,020,248	\$7,413,913		\$6,393,665	
1964	\$0	\$5,227,136		\$0	
1963	\$0	\$4,979,808		\$0	
1962	\$0	\$5,700,995		\$0	
1961	\$0	\$5,227,932		\$0	
1960	\$0	\$5,329,127		\$0	
1959	\$0	\$4,110,583		\$0	
1958	\$0	\$3,985,017		\$0	
1957	\$0	\$4,021,128		\$0	
1956	\$481,319	\$3,791,368		\$3,310,049	
1955	\$393,410	\$3,081,365		\$2,687,955	
1954	\$352,838	\$3,178,922		\$2,826,084	
1953	\$172,186	\$2,628,712		\$2,456,526	
1951	\$178,178	\$1,644,920		\$1,466,742	
1950	\$0	\$390,960		\$0	
1922	\$0	\$11,743,725		\$0	
1919	\$0	\$674,557		\$0	
1917	\$0	\$330,905		\$0	