



THE YEARBOOK

of American & Canadian Churches

ASSOCIATION OF STATISTICIANS OF AMERICAN RELIGIOUS BODIES

THE YEARBOOK OF AMERICAN & CANADIAN CHURCHES

Copyright © 2021 Association of Statisticians of American Religious Bodies All rights reserved.

No part of this book may be reproduced in any manner whatsoever without written permission of the publisher except in brief quotations embodied in critical articles or reviews. For more information, contact the Association of of Statisticians of American Religious Bodies

ABOUT THE YEARBOOK

The Yearbook of American & Canadian Churches has served as the definitive handbook of North American denominations since 1916. Over our 100 year history, The Yearbook has remained an authoritative source for the most accurate and complete compilation of statistical data for North American religious bodies. Now an interactive online application, The Yearbook continues to catalog census information for *** denominational religious bodies. As of 2020, the Yearbook represents ***,*** faithful members, ***,*** clergy, ***,*** congregations, **,*** educational bodies, and more than \$***,***,***,***.** in total financial commitment.

Each listing contains a brief paragraph about the religious body, contact information for the group, and informative graphs detailing current and historical statistical data. Previously stewarded by the National Council of Churches, The Yearbook is overseen by the Association of Statisticians of American Religious Bodies (ASARB). in partnership with The National Council of Churches and Lake Institute on Faith and Giving. We invite you to join our effort by adding data for your religious group, becoming an ASARB member or making a contribution to our cause.

Visit us online at www.asarb.org.

OUR PARTNERS



EVANGELICAL LUTHERAN CHURCH IN CANADA



Headquarters

600-177 Lombard Ave
Winnipeg MB R3B 0W5
Canada
[204.984.9173](tel:204.984.9173)
sjohnson@elcic.ca
[https://www.elcic.c...](https://www.elcic.ca...)
[Christian Protestant TO BE
ALLOCATED](#)

Attesting Officer

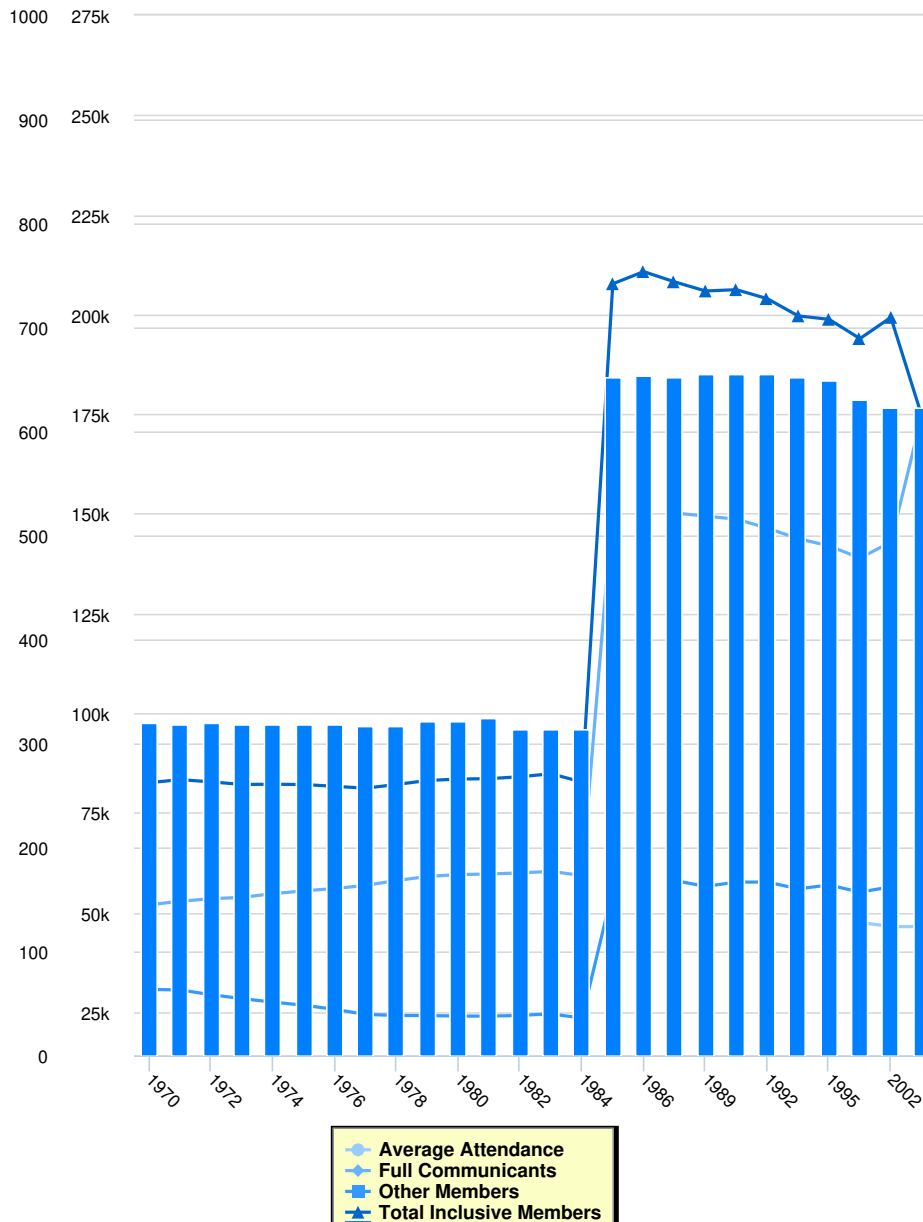
FAYE SCHULTZ
Executive Assistant
[\(204\)984-0165](tel:(204)984-0165)
fschultz@elcic.ca

The Evangelical Lutheran Church in Canada was organized in 1985 through a merger of The Evangelical Lutheran Church of Canada (ELCC) and the Lutheran Church in America—Canada Section.

The merger is a result of an invitation issued in 1972 by the ELCC to the Lutheran Church in America—Canada Section and the Lutheran Church—Canada. Three-way merger discussions took place until 1978 when it was decided that only a two-way merger was possible. The ELCC was the Canada District of the ALC until autonomy in 1967.

The Lutheran Church in Canada traces its history back more than 200 years. Congregations were organized by German Lutherans in Halifax and Lunenburg County in Nova Scotia in 1749. German Lutherans, including many United Empire Loyalists, also settled in large numbers along the St. Lawrence and in Upper Canada. In the late 19th century, immigrants arrived from Scandinavia, Germany and central European countries, many via the United States. The Lutheran synods in the United States have provided the pastoral support and help for the Canadian church.

Membership



Instructions for the Chart and Legend

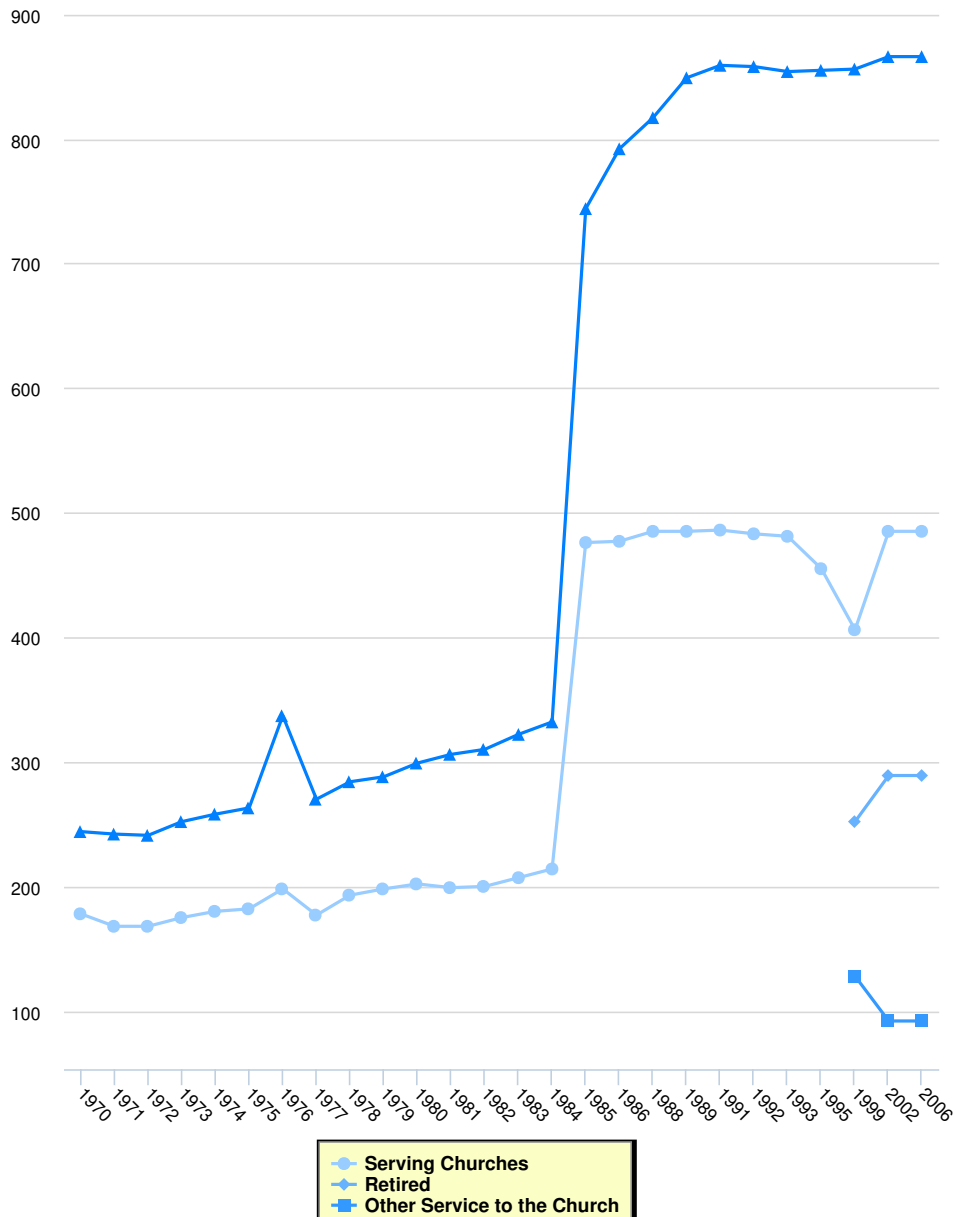
Simply click on the data set in the legend to make the values appear or disappear from the chart.

Membership

	Full Communicants	Average Attendance	Other Members	Total Inclusive Members	Total Churches	Membership Calculation Method
2006	174,555	46,391	0	174,555	623	
2002	142,865	46,391	56,371	199,236	623	
1999	138,857	47,480	55,058	193,915	631	
1995	141,921	0	56,830	198,751	650	
1993	143,729	0	55,880	199,609	652	
1992	146,365	0	57,572	203,937	656	
1991	148,630	0	57,557	206,187	656	
1989	149,373	0	56,491	205,864	655	
1988	150,189	0	57,960	208,149	652	
1986	0	0	0	210,718	654	

	Full Communicants	Average Attendance	Other Members	Total Inclusive Members	Total Churches	Membership Calculation Method
1985	152,024	0	55,650	207,674	653	
1984	59,226	0	23,450	82,676	314	
1983	60,244	0	24,501	84,745	314	
1982	59,875	0	24,125	84,000	314	
1981	59,585	0	23,934	83,519	324	
1980	59,457	0	23,955	83,412	321	
1979	58,974	0	24,084	83,058	321	
1978	57,961	0	24,104	82,065	317	
1977	56,750	0	24,374	81,124	317	
1976	55,948	0	25,640	81,588	318	
1975	55,375	0	26,670	82,045	318	
1974	54,659	0	27,451	82,110	319	
1973	53,743	0	28,323	82,066	319	
1972	53,386	0	29,314	82,700	320	
1971	52,768	0	30,506	83,274	318	
1970	51,870	0	30,639	82,509	320	

Clergy

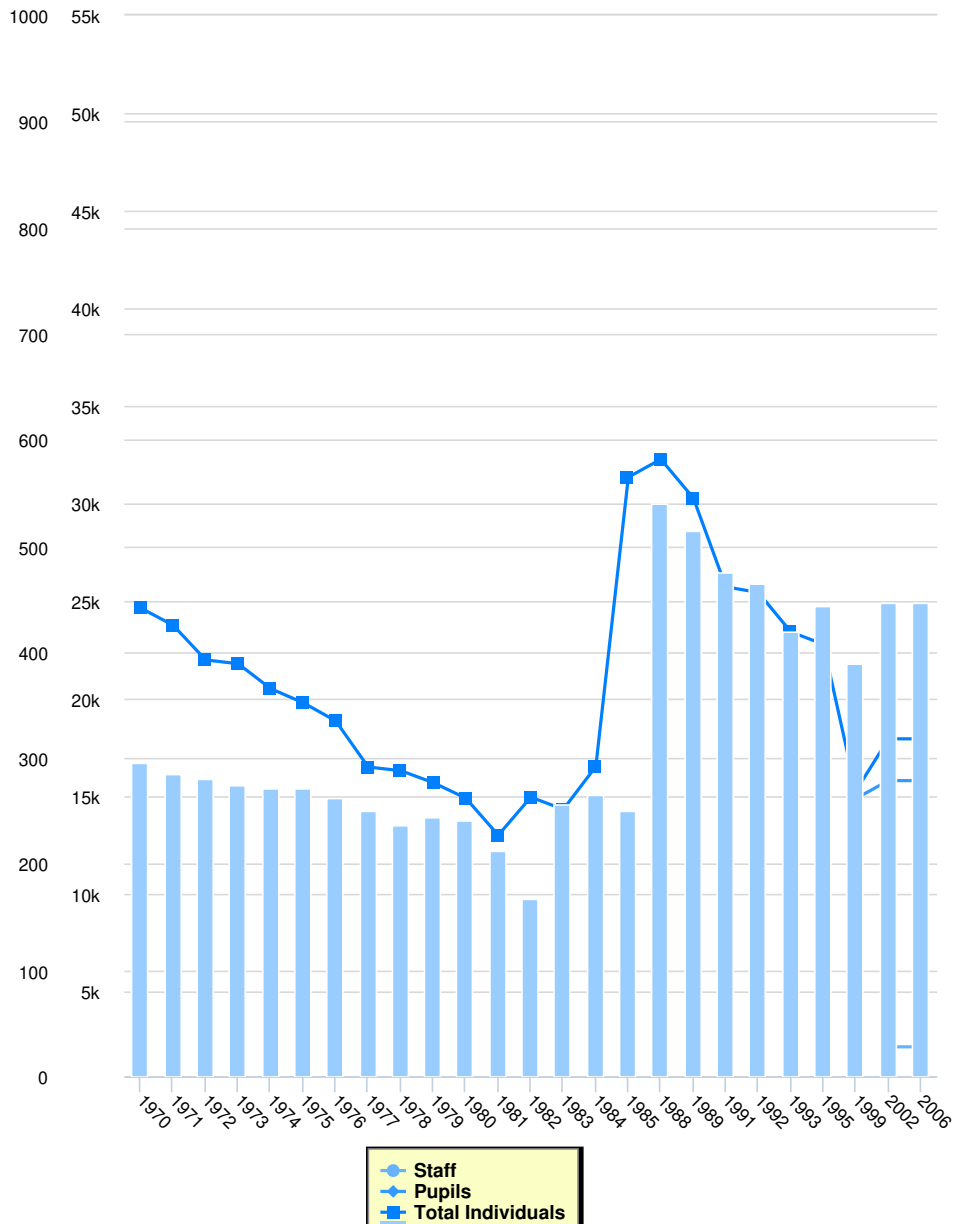


Clergy

	Serving Churches	Retired	Other Service to the Church	Total Clergy
2006	485	289	92	866
2002	485	289	92	866
1999	406	252	128	856
1995	455	0	0	855
1993	481	0	0	854
1992	483	0	0	858
1991	486	0	0	859
1989	485	0	0	849
1988	485	0	0	817
1986	477	0	0	792
1985	476	0	0	744
1984	214	0	0	332
1983	207	0	0	322
1982	200	0	0	310

	Serving Churches	Retired	Other Service to the Church	Total Clergy
1981	199	0	0	306
1980	202	0	0	299
1979	198	0	0	288
1978	193	0	0	284
1977	177	0	0	270
1976	198	0	0	337
1975	182	0	0	263
1974	180	0	0	258
1973	175	0	0	252
1972	168	0	0	241
1971	168	0	0	242
1970	178	0	0	244

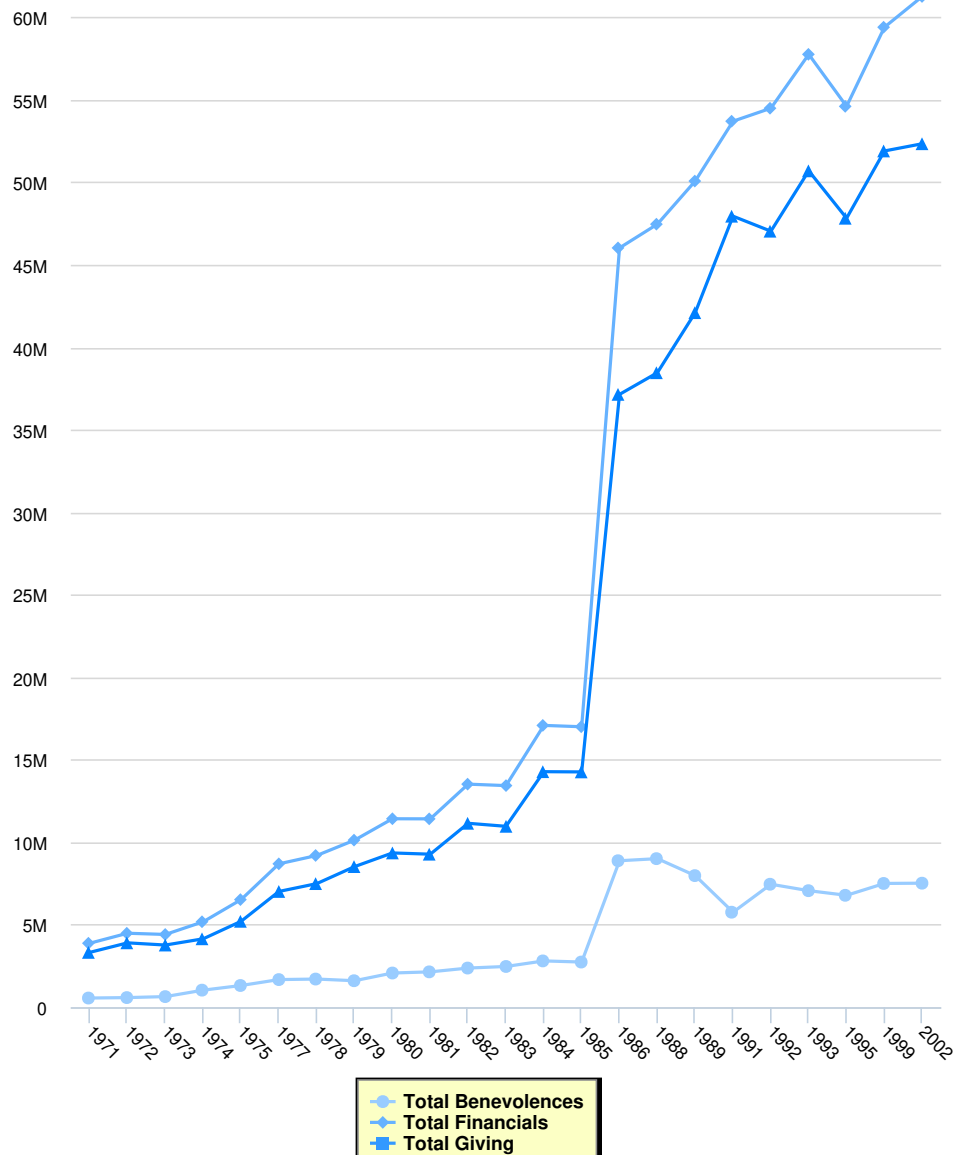
Education



	Education			
	Total Schools	Staff	Pupils	Total Individuals
2006	447	2,142	15,784	17,926
2002	447	2,142	15,784	17,926
1999	389	0	14,868	15,257
1995	443	0	0	22,773
1993	419	0	0	23,403
1992	465	0	0	25,425
1991	475	0	0	25,715
1989	514	0	0	30,267
1988	540	0	0	32,254
1985	250	0	0	31,335
1984	265	0	0	16,508
1983	257	0	0	14,313
1982	168	0	0	14,937

	Total Schools	Staff	Pupils	Total Individuals
1981	212	0	0	12,987
1980	242	0	0	14,887
1979	244	0	0	15,681
1978	237	0	0	16,294
1977	251	0	0	16,480
1976	262	0	0	18,844
1975	272	0	0	19,776
1974	272	0	0	20,497
1973	274	0	0	21,774
1972	281	0	0	21,969
1971	285	0	0	23,746
1970	296	0	0	24,631

Finance



Finance

	Total Benevolences	Total Financials	Total Giving	Local Expenses	Method
2002	\$7,518,028	\$61,270,705		\$52,343,354	
1999	\$7,502,256	\$59,407,907		\$51,905,651	
1995	\$6,783,217	\$54,609,875		\$47,826,658	
1993	\$7,063,624	\$57,763,652		\$50,700,028	
1992	\$7,453,561	\$54,495,622		\$47,042,061	
1991	\$5,759,192	\$53,709,785		\$47,950,593	
1989	\$7,976,763	\$50,080,483		\$42,103,720	
1988	\$9,005,339	\$47,467,397		\$38,462,058	
1986	\$8,878,747	\$46,028,967		\$37,150,220	
1985	\$2,737,381	\$17,000,500		\$14,263,119	
1984	\$2,805,782	\$17,083,180		\$14,277,398	
1983	\$2,468,620	\$13,433,801		\$10,965,181	
1982	\$2,372,608	\$13,521,480		\$11,148,872	

	Total Benevolences	Total Financials	Total Giving	Local Expenses	Method
1981	\$2,142,175	\$11,417,730		\$9,275,555	
1980	\$2,072,176	\$11,423,190		\$9,351,014	
1979	\$1,604,821	\$10,128,495		\$8,523,674	
1978	\$1,706,192	\$9,198,119		\$7,491,927	
1977	\$1,674,020	\$8,690,530		\$7,016,510	
1975	\$1,315,294	\$6,522,070		\$5,206,776	
1974	\$1,034,078	\$5,180,217		\$4,146,139	
1973	\$642,304	\$4,410,145		\$3,767,841	
1972	\$582,535	\$4,483,386		\$3,900,851	
1971	\$555,269	\$3,878,033		\$3,322,764	