



# **THE YEARBOOK**

of American & Canadian Churches

ASSOCIATION OF STATISTICIANS OF AMERICAN RELIGIOUS BODIES

# THE YEARBOOK OF AMERICAN & CANADIAN CHURCHES

Copyright © 2021 Association of Statisticians of American Religious Bodies All rights reserved.

No part of this book may be reproduced in any manner whatsoever without written permission of the publisher except in brief quotations embodied in critical articles or reviews. For more information, contact the Association of of Statisticians of American Religious Bodies

## ABOUT THE YEARBOOK

The Yearbook of American & Canadian Churches has served as the definitive handbook of North American denominations since 1916. Over our 100 year history, The Yearbook has remained an authoritative source for the most accurate and complete compilation of statistical data for North American religious bodies. Now an interactive online application, The Yearbook continues to catalog census information for \*\*\* denominational religious bodies. As of 2020, the Yearbook represents \*\*\*,\*\*\* faithful members, \*\*\*,\*\*\* clergy, \*\*\*,\*\*\* congregations, \*\*,\*\*\* educational bodies, and more than \$\*\*\*,\*\*\*,\*\*\*,\*\*\*.\*\* in total financial commitment.

Each listing contains a brief paragraph about the religious body, contact information for the group, and informative graphs detailing current and historical statistical data. Previously stewarded by the National Council of Churches, The Yearbook is overseen by the Association of Statisticians of American Religious Bodies (ASARB). in partnership with The National Council of Churches and Lake Institute on Faith and Giving. We invite you to join our effort by adding data for your religious group, becoming an ASARB member or making a contribution to our cause.

Visit us online at [www.asarb.org](http://www.asarb.org).

## OUR PARTNERS



## EVANGELICAL FRIENDS INTERNATIONAL - NORTH AMERICAN REGION



### Headquarters

5350 Broadmoor Cir. NW  
Canton, OH 44709  
United States  
[\(330\)493-1660](tel:(330)493-1660)  
[jjenkins@efcer.org](mailto:jjenkins@efcer.org)  
<https://www.evangel...>  
[Christian Protestant TO BE  
ALLOCATED](#)

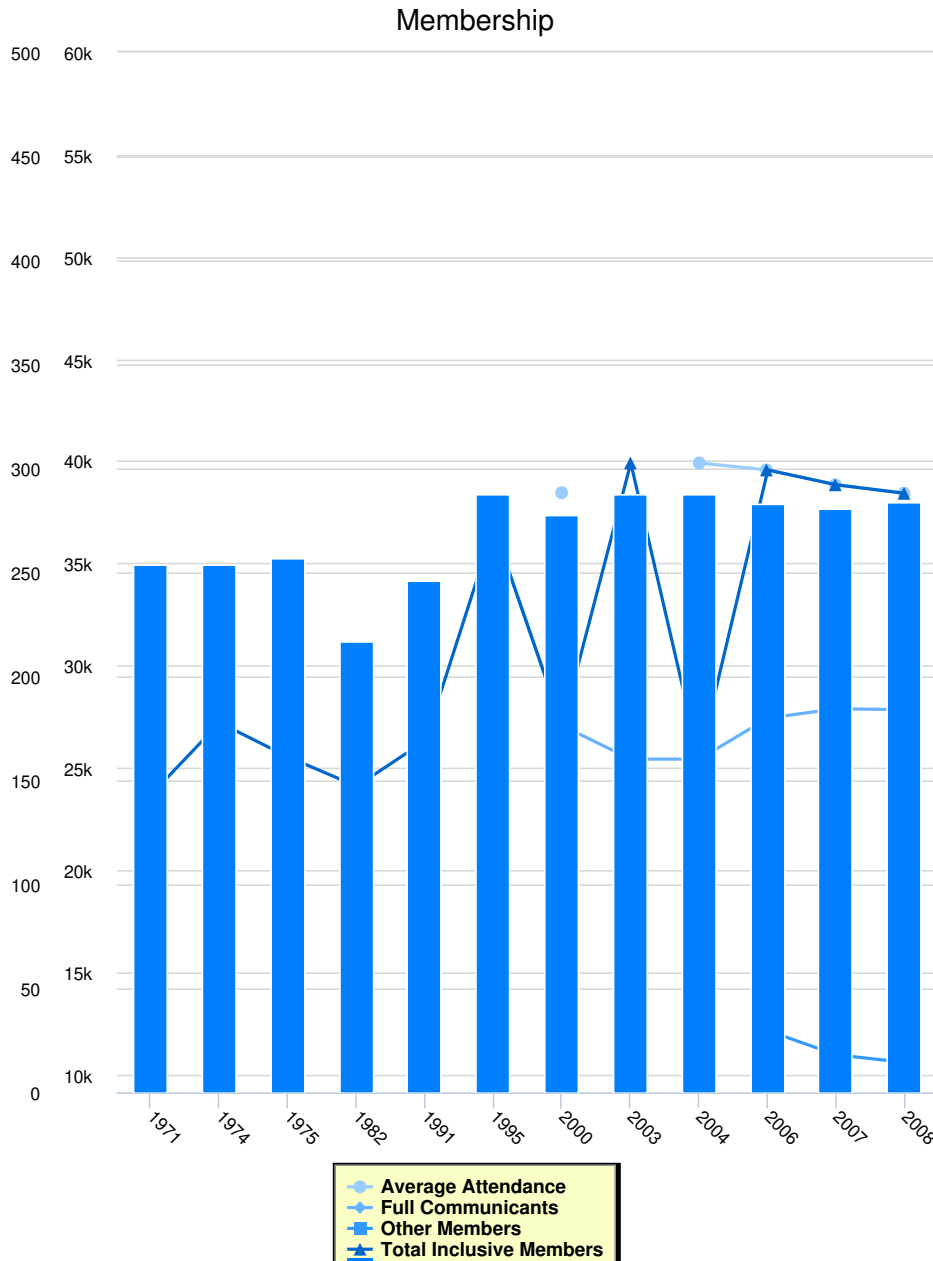
### Attesting Officer

DR. WAYNE EVANS  
Area Supt.  
[\(800\)334-8863](tel:(800)334-8863)  
[efcer@aol.com](mailto:efcer@aol.com)

### Media Contact

GEN. SUPT., DR. JOHN P.  
WILLIAMS, JR.

The organization adjusted its name from Evangelical Friends International in 2008 to better reflect that this ministry is assuredly a church movement. The North American Region ministers alongside other regions around the world under the banner of the Evangelical Friends Church International. The Strategic vision - as formulated by the North American Director, Dr. John P. Williams Jr. - reads "In joyful obedience to Jesus' Great Commission - and in the spirit of His Great Commandment - our movement purposes to serve the church and the world in love, multiplying disciples and churches in the power of the Holy Spirit so that our children's grandchildren and generations of the un-reached will be compelled to join.



#### Instructions for the Chart and Legend

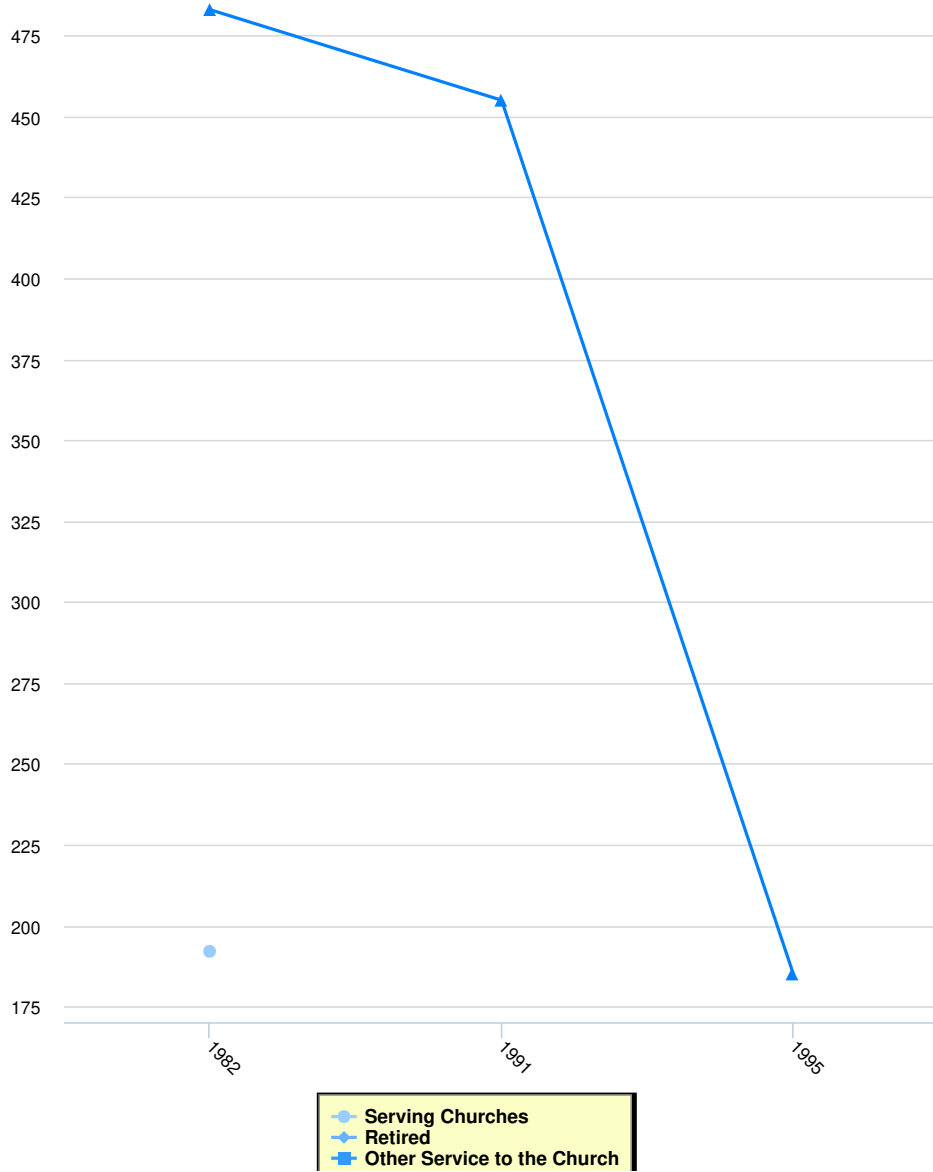
Simply click on the data set in the legend to make the values appear or disappear from the chart.

#### Membership

	Full Communicants	Average Attendance	Other Members	Total Inclusive Members	Total Churches	Membership Calculation Method
2008	27,844	38,428	10,584	38,428	284	
2007	27,887	38,844	10,957	38,844	281	
2006	27,431	39,569	12,138	39,569	283	
2004	25,423	39,913	0	25,423	288	
2003	25,423	0	14,490	39,913	288	
2000	27,057	38,456	0	27,057	278	
1995	36,760	0	0	36,760	288	
1991	0	0	0	26,322	246	
1982	0	0	0	24,095	217	
1975	0	0	0	25,531	257	

	<b>Full Communicants</b>	<b>Average Attendance</b>	<b>Other Members</b>	<b>Total Inclusive Members</b>	<b>Total Churches</b>	<b>Membership Calculation Method</b>
1974	27,206	0	0	27,206	254	
1971	0	0	0	23,683	254	

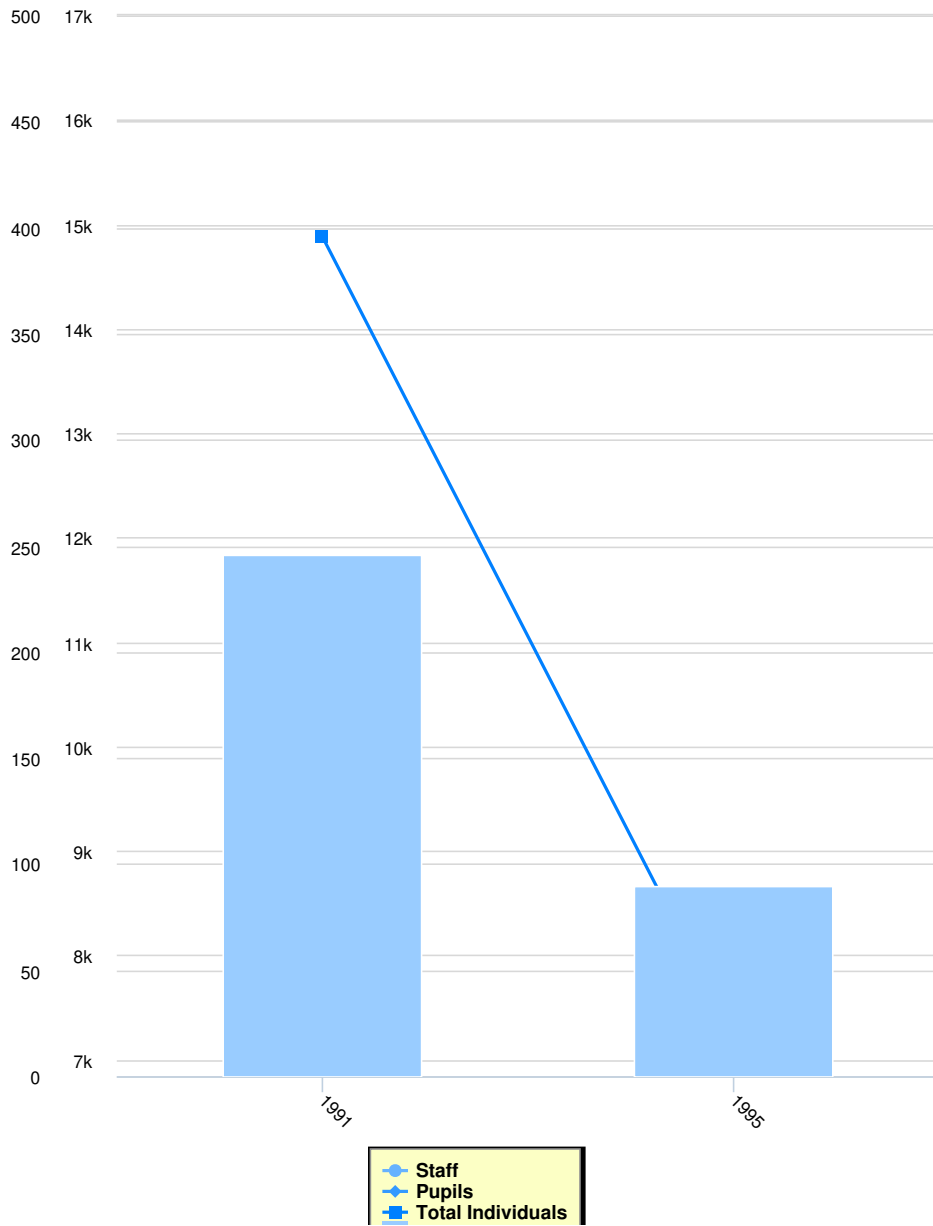
### Clergy



### Clergy

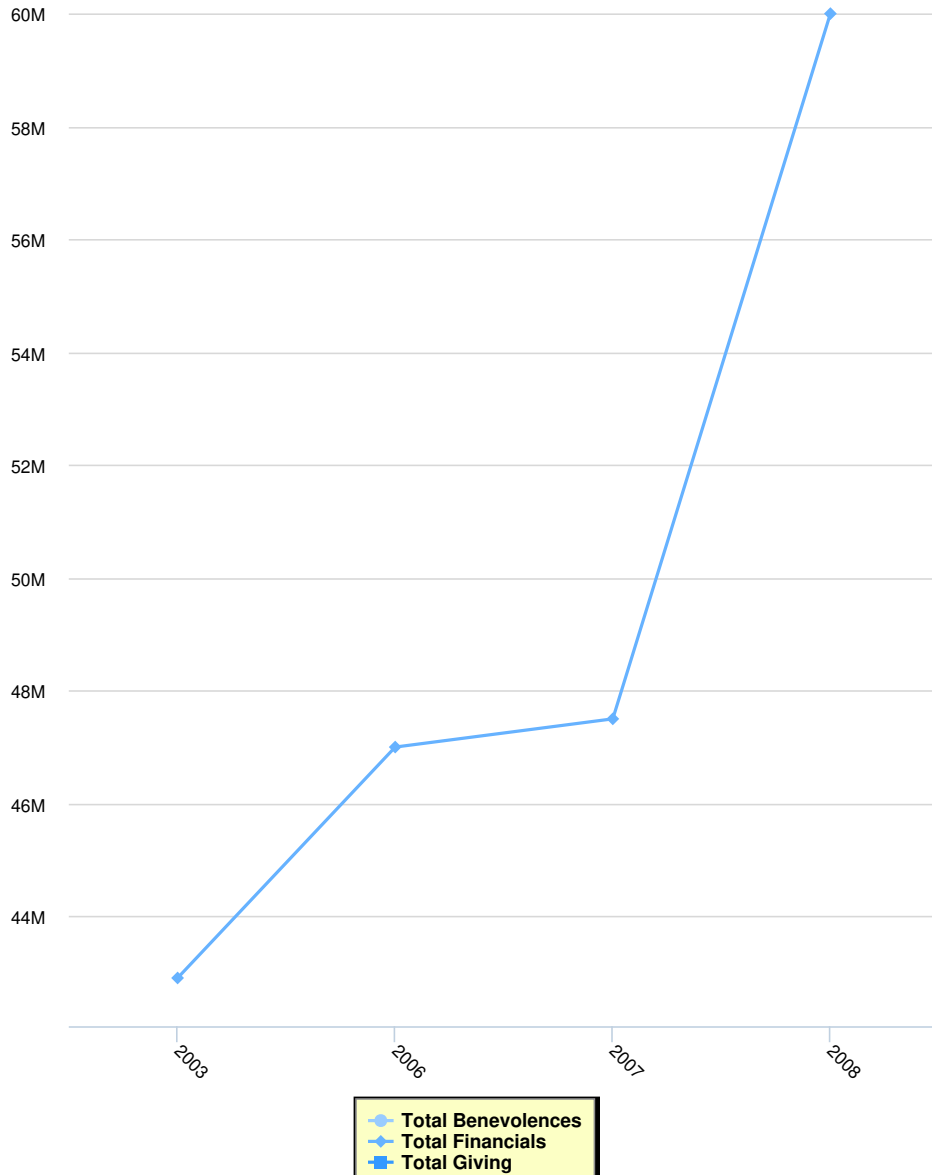
	Serving Churches	Retired	Other Service to the Church	Total Clergy
1995	0	0	0	185
1991	0	0	0	455
1982	192	0	0	483

## Education



	Education			
	Total Schools	Staff	Pupils	Total Individuals
1995	90	0	0	7,226
1991	246	0	0	14,881

## Finance



## Finance

	<b>Total Benevolences</b>	<b>Total Financials</b>	<b>Total Giving</b>	<b>Local Expenses</b>	<b>Method</b>
2008	\$0	\$60,000,000		\$0	
2007	\$0	\$47,500,000		\$0	
2006	\$0	\$47,000,000		\$0	
2003	\$0	\$42,907,094		\$0	