



# **THE YEARBOOK**

of American & Canadian Churches

ASSOCIATION OF STATISTICIANS OF AMERICAN RELIGIOUS BODIES

# THE YEARBOOK OF AMERICAN & CANADIAN CHURCHES

Copyright © 2021 Association of Statisticians of American Religious Bodies All rights reserved.

No part of this book may be reproduced in any manner whatsoever without written permission of the publisher except in brief quotations embodied in critical articles or reviews. For more information, contact the Association of of Statisticians of American Religious Bodies

## ABOUT THE YEARBOOK

The Yearbook of American & Canadian Churches has served as the definitive handbook of North American denominations since 1916. Over our 100 year history, The Yearbook has remained an authoritative source for the most accurate and complete compilation of statistical data for North American religious bodies. Now an interactive online application, The Yearbook continues to catalog census information for \*\*\* denominational religious bodies. As of 2020, the Yearbook represents \*\*\*,\*\*\* faithful members, \*\*\*,\*\*\* clergy, \*\*\*,\*\*\* congregations, \*\*,\*\*\* educational bodies, and more than \$\*\*\*,\*\*\*,\*\*\*,\*\*\*.\*\* in total financial commitment.

Each listing contains a brief paragraph about the religious body, contact information for the group, and informative graphs detailing current and historical statistical data. Previously stewarded by the National Council of Churches, The Yearbook is overseen by the Association of Statisticians of American Religious Bodies (ASARB). in partnership with The National Council of Churches and Lake Institute on Faith and Giving. We invite you to join our effort by adding data for your religious group, becoming an ASARB member or making a contribution to our cause.

Visit us online at [www.asarb.org](http://www.asarb.org).

## OUR PARTNERS



## MAR THOMA SYRIAN CHURCH OF INDIA



### Headquarters

Sinai Mar Thoma Center  
2320 S. Merrick Avenue  
Merrick, NY 11566  
United States  
[\(516\)377-3311](tel:(516)377-3311)  
[marthomadiocese@gmail.com](mailto:marthomadiocese@gmail.com)  
<https://www.marthom...>  
[Christian Protestant TO BE  
ALLOCATED](#)

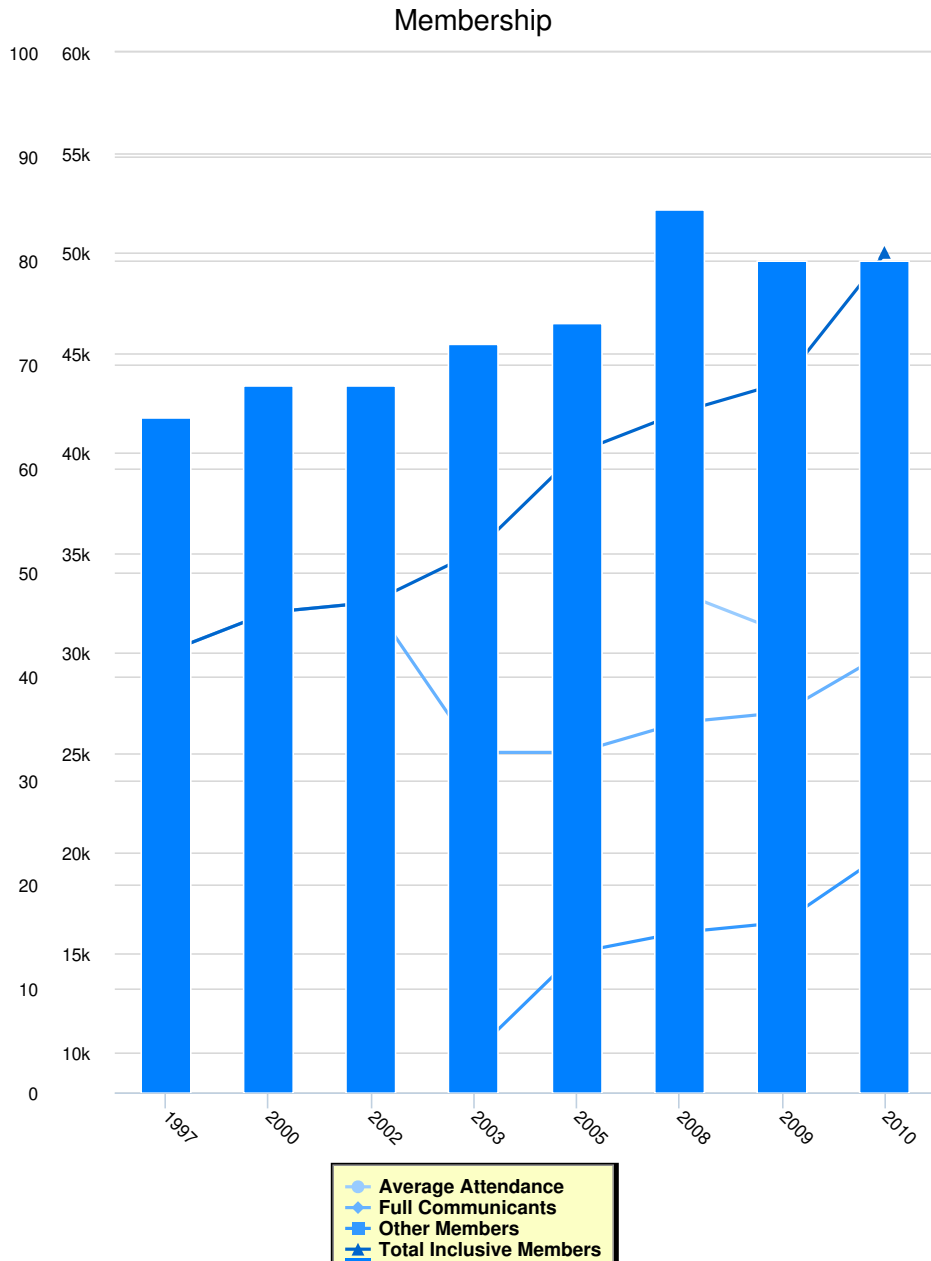
### Attesting Officer

REV. VINOY DANIEL  
Diocesan Secretary  
[\(516\)377-3311](tel:(516)377-3311)  
[Marthomadiocese@gmail.com](mailto:Marthomadiocese@gmail.com)

According to tradition, the Mar Thoma Church was established as a result of the apostolic mission of St. Thomas, the apostle in 52 AD. Church history attests to the continuity of the community of faithful, throughout the long centuries in India. The liturgy and faith practices of the Church were based on the relationship between the Church in Kerala, India, which St. Thomas founded, with the East-Syrian and Persian Churches. This started in the 3rd century and continued up to the 16th century. In the 17th century, the Malabar Church of St. Thomas (as the Church in Kerala was known) renewed her relationship with the Orthodox Patriarchate of Antioch as part of the resistance to forced Latinization by the Portuguese. This process also led to the development of the Kerala Episcopacy, whereby the first Indian Bishop Mar Thoma I was consecrated in Kerala.

The Mar Thoma Church retains her Eastern Orthodoxy. She follows an Orthodox worship form and liturgy, believes in the catholicity of grace, is missionary and evangelistic in approach. She derives Episcopal succession from the Syrian Orthodox Church of Antioch and follows Eastern Reformed Theology. She is independent, autonomous, and indigenous, constitutionally combining democratic values and Episcopal authority. She has been in full communion with the Anglican Church since 1954. The Mar Thoma Church has been dynamically involved in the socio-cultural settings of North America and Europe for the past 30 years. Fundamentally an immigrant Church, she has contextualized her ministry in her new life situation without compromising the rich ethos and tradition received from her motherland of Kerala, India. Currently, under the rubric of the Diocese, there are 67 parishes and 13 congregations. In order to cater to the ministerial needs of the Diocese, there are 70 clergy as well as functioning organizations for children, youth, women, and evangelistic work. The Diocese is presided over by the Diocesan Bishop, The Rt. Rev. Dr. Geevarghese Mar Theodosius Episcopa.

The history of the Mar Thoma Church in the North American and European continent represents the dreams and aspirations of the faithful members of the Church. Commencing as a small prayer group in Queens, New York, in 1972, the first approved parish was recognized in New York in 1976. The churches in North America and United Kingdom have become constituents of the newly formed "Diocese of North America and United Kingdom." The Headquarters has subsequently moved to its current location at 2320 South Merrick Avenue, Merrick, N.Y.

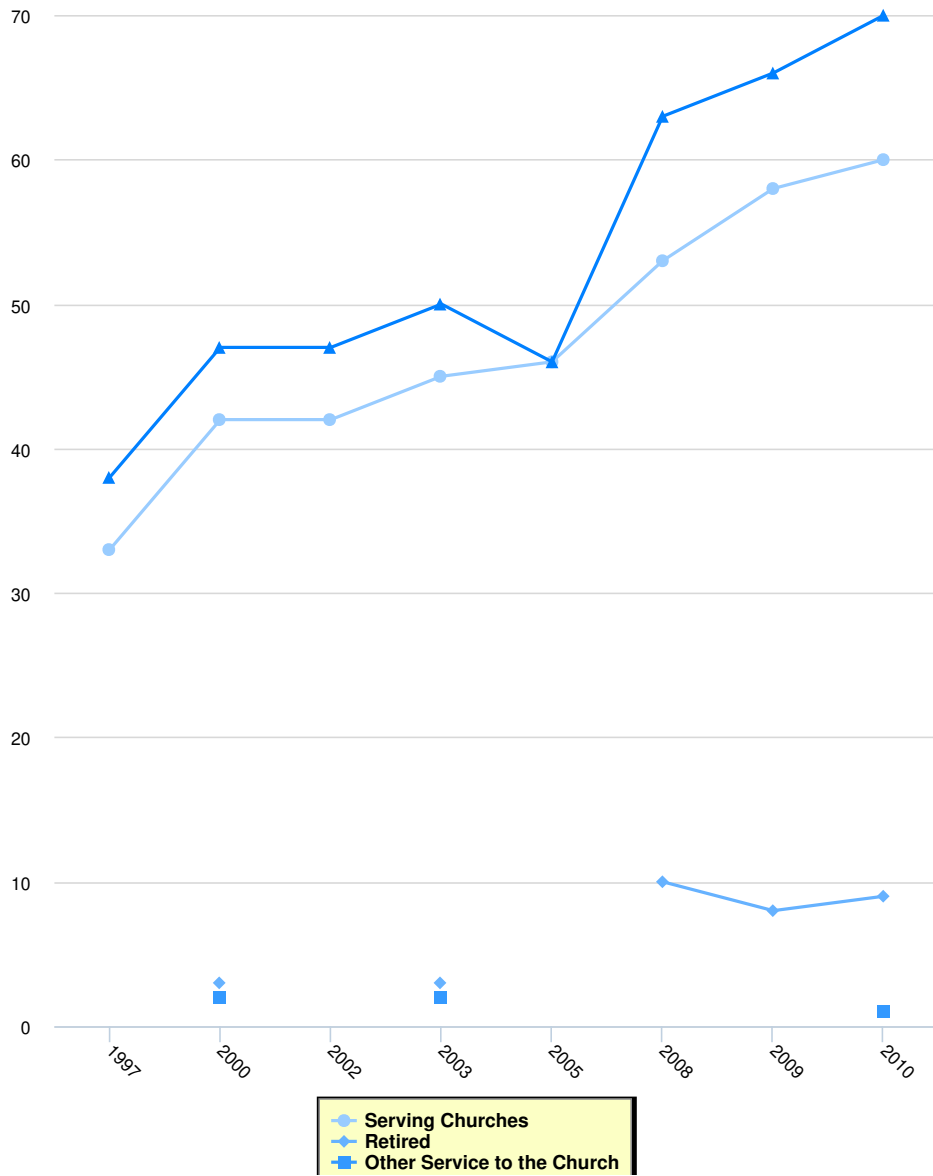


**Instructions for the Chart and Legend**

Simply click on the data set in the legend to make the values appear or disappear from the chart.

	Full Communicants	Average Attendance	Other Members	Total Inclusive Members	Total Churches	Membership Calculation Method
2010	30,000	0	20,000	50,000	80	
2009	27,000	31,000	16,500	43,500	80	
2008	26,500	33,000	16,000	42,000	85	
2005	25,000	0	15,000	40,000	74	
2003	25,000	0	10,000	35,000	72	
2002	32,500	0	0	32,500	68	
2000	32,000	28,800	0	32,000	68	
1997	30,000	0	0	30,000	65	

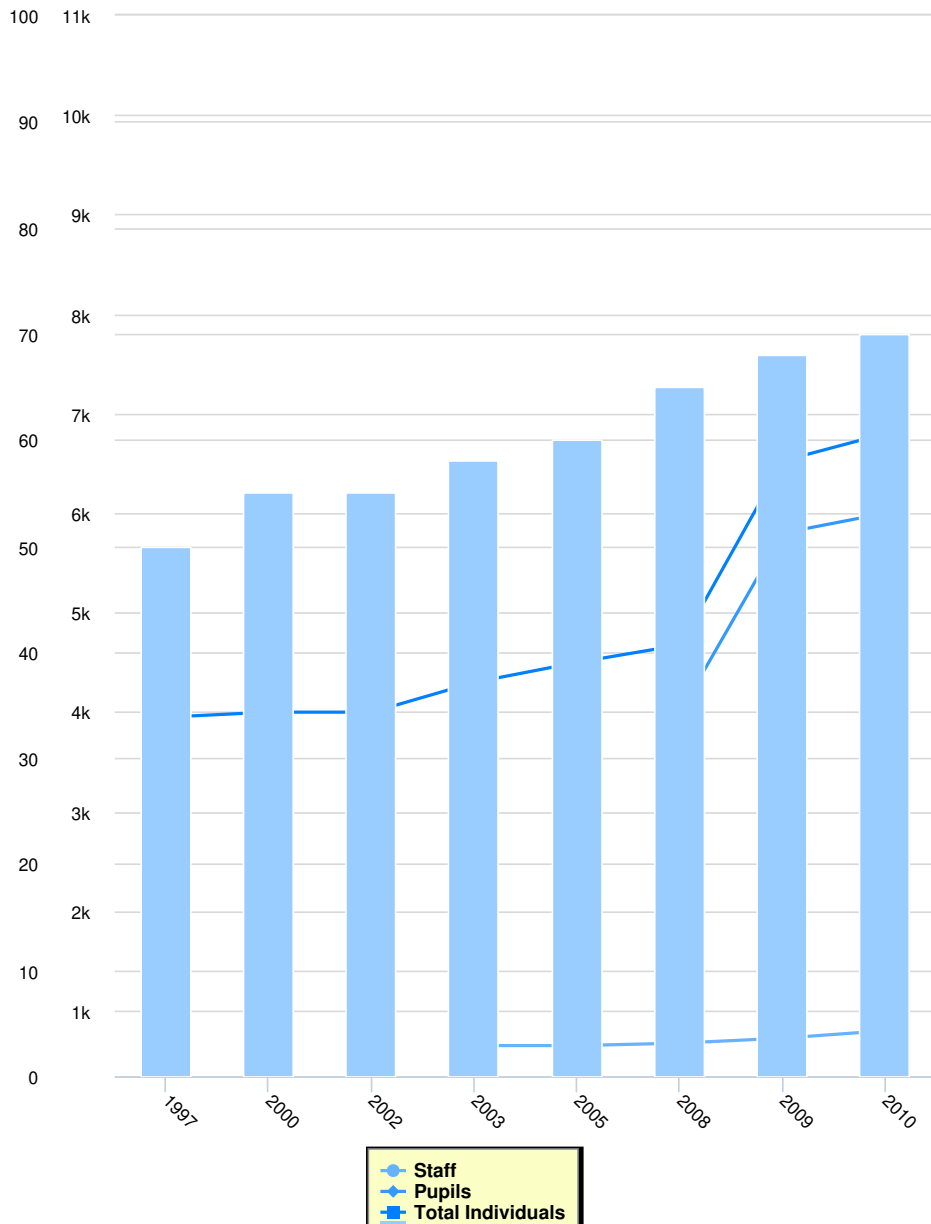
### Clergy



### Clergy

	Serving Churches	Retired	Other Service to the Church	Total Clergy
2010	60	9	1	70
2009	58	8	0	66
2008	53	10	0	63
2005	46	0	0	46
2003	45	3	2	50
2002	42	0	0	47
2000	42	3	2	47
1997	33	0	0	38

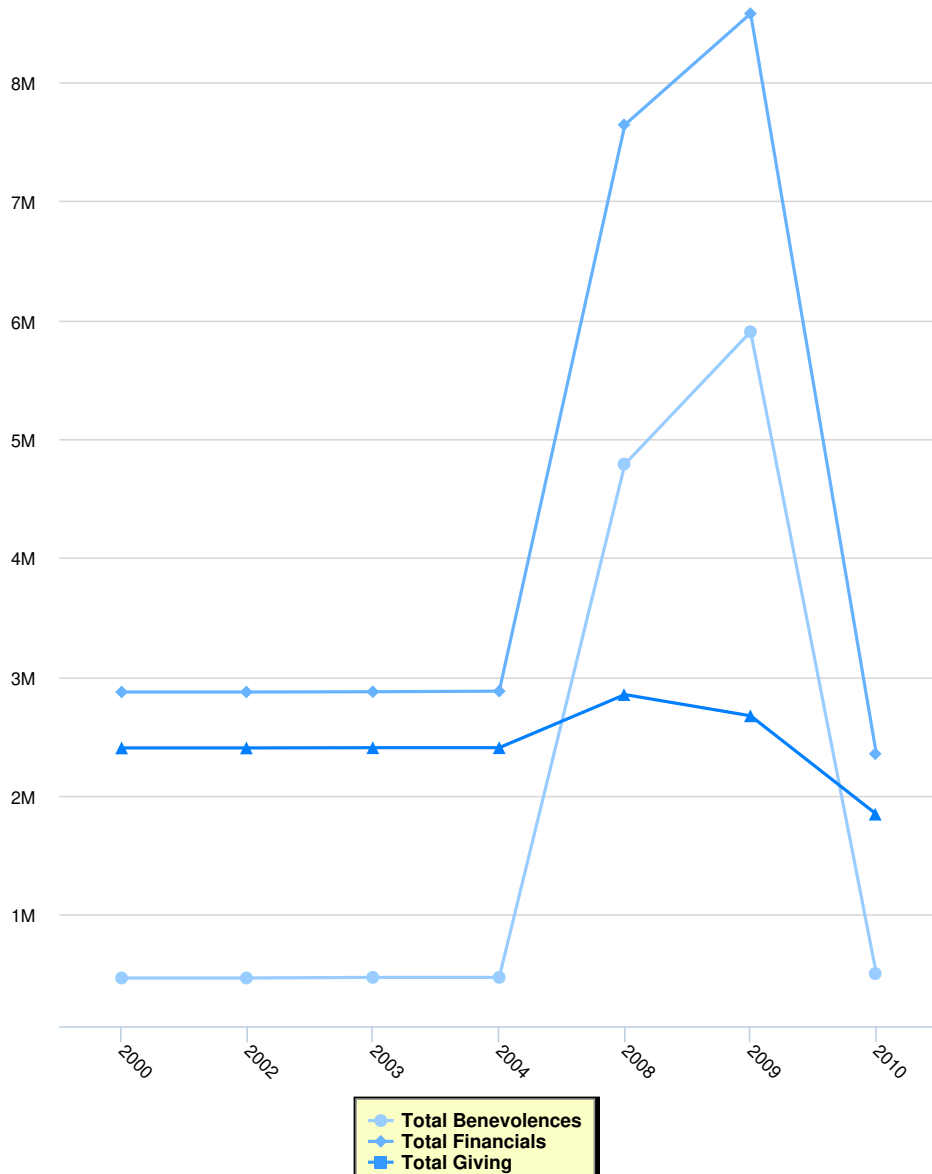
## Education



### Education

	<b>Total Schools</b>	<b>Staff</b>	<b>Pupils</b>	<b>Total Individuals</b>
2010	70	800	6,000	6,800
2009	68	725	5,800	6,525
2008	65	675	4,000	4,675
2005	60	650	0	4,500
2003	58	650	0	4,300
2002	55	0	0	4,000
2000	55	0	0	4,000
1997	50	0	0	3,950

## Finance



## Finance

	<b>Total Benevolences</b>	<b>Total Financials</b>	<b>Total Giving</b>	<b>Local Expenses</b>	<b>Method</b>
2010	\$507,037	\$2,353,524		\$1,846,487	
2009	\$5,900,044	\$8,572,908		\$2,672,864	
2008	\$4,788,020	\$7,639,318		\$2,851,298	
2004	\$475,000	\$2,880,000		\$2,405,000	
2003	\$475,000	\$2,875,000		\$2,405,000	
2002	\$470,000	\$2,873,000		\$2,403,000	
2000	\$470,000	\$2,873,000		\$2,403,000	