



THE YEARBOOK

of American & Canadian Churches

ASSOCIATION OF STATISTICIANS OF AMERICAN RELIGIOUS BODIES

THE YEARBOOK OF AMERICAN & CANADIAN CHURCHES

Copyright © 2021 Association of Statisticians of American Religious Bodies All rights reserved.

No part of this book may be reproduced in any manner whatsoever without written permission of the publisher except in brief quotations embodied in critical articles or reviews. For more information, contact the Association of of Statisticians of American Religious Bodies

ABOUT THE YEARBOOK

The Yearbook of American & Canadian Churches has served as the definitive handbook of North American denominations since 1916. Over our 100 year history, The Yearbook has remained an authoritative source for the most accurate and complete compilation of statistical data for North American religious bodies. Now an interactive online application, The Yearbook continues to catalog census information for *** denominational religious bodies. As of 2020, the Yearbook represents ***,*** faithful members, ***,*** clergy, ***,*** congregations, **,*** educational bodies, and more than \$***,***,***,***.** in total financial commitment.

Each listing contains a brief paragraph about the religious body, contact information for the group, and informative graphs detailing current and historical statistical data. Previously stewarded by the National Council of Churches, The Yearbook is overseen by the Association of Statisticians of American Religious Bodies (ASARB). in partnership with The National Council of Churches and Lake Institute on Faith and Giving. We invite you to join our effort by adding data for your religious group, becoming an ASARB member or making a contribution to our cause.

Visit us online at www.asarb.org.

OUR PARTNERS



BIBLE FELLOWSHIP CHURCH



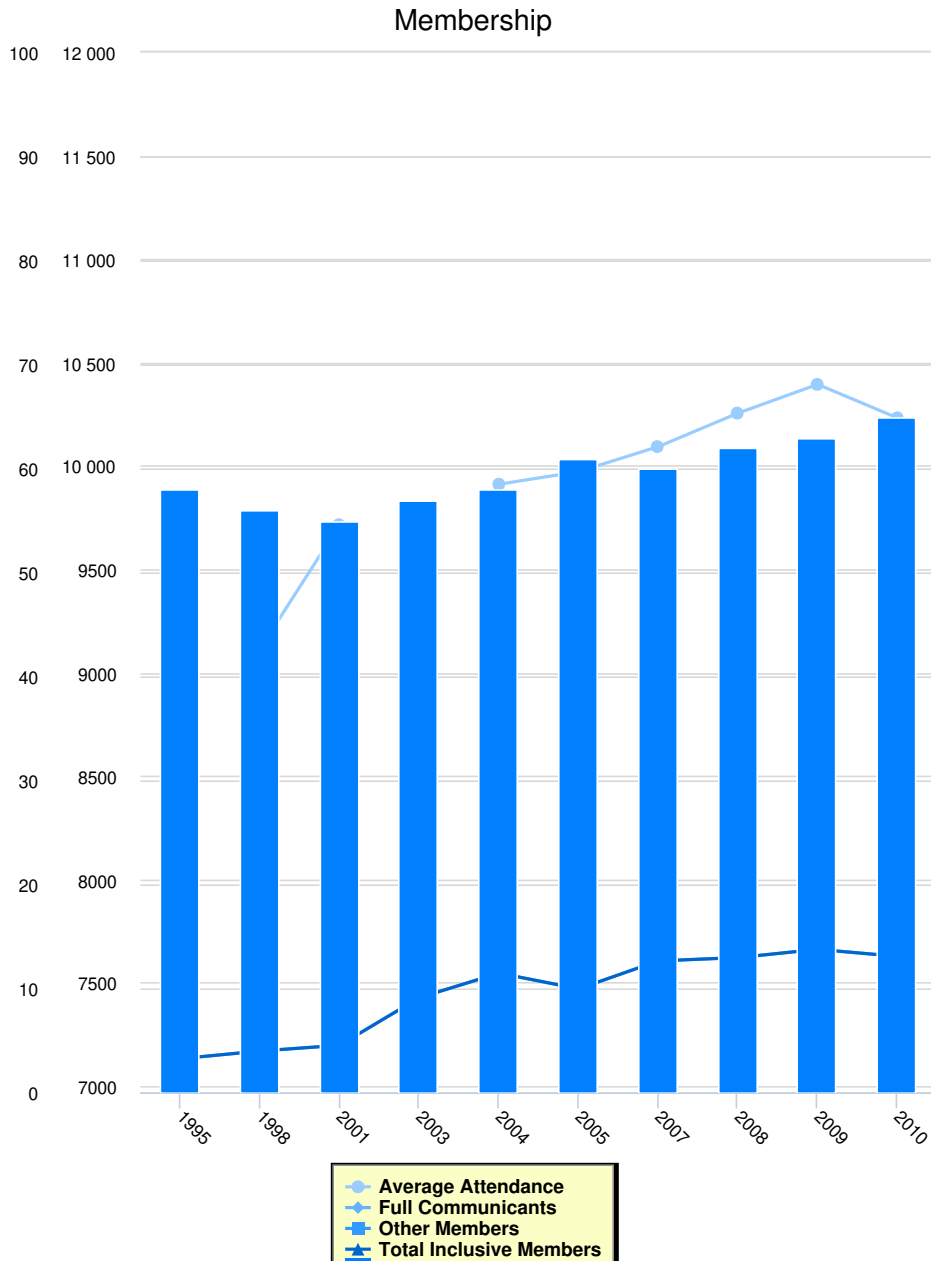
Headquarters

3000 Fellowship Drive
Whitehall, PA 18052
United States
[610-398-8779](tel:610-398-8779)
DTA10@aol.com
[https://www.mybfc.o...](https://www.mybfc.org)
[Evangelical Protestant](#)

Attesting Officer

DR. DAVID T. ALLEN
Executive Director
[\(610\)398-8779](tel:6103988779)
DTA10@aol.com

This church came into being about 1860 as the result of a prayer meeting in Pennsylvania. The founders were Evangelical Mennonites, became the Mennonite Brethren in Christ until 1959 when the name was changed to Bible Fellowship Church (BFC). Although the BFC had Mennonite roots, and was influenced by Wesleyan's, the name change reflected a move to a Reformed Doctrine. The Bible Fellowship Church is biblically reformed, premillennial, and baptistic.



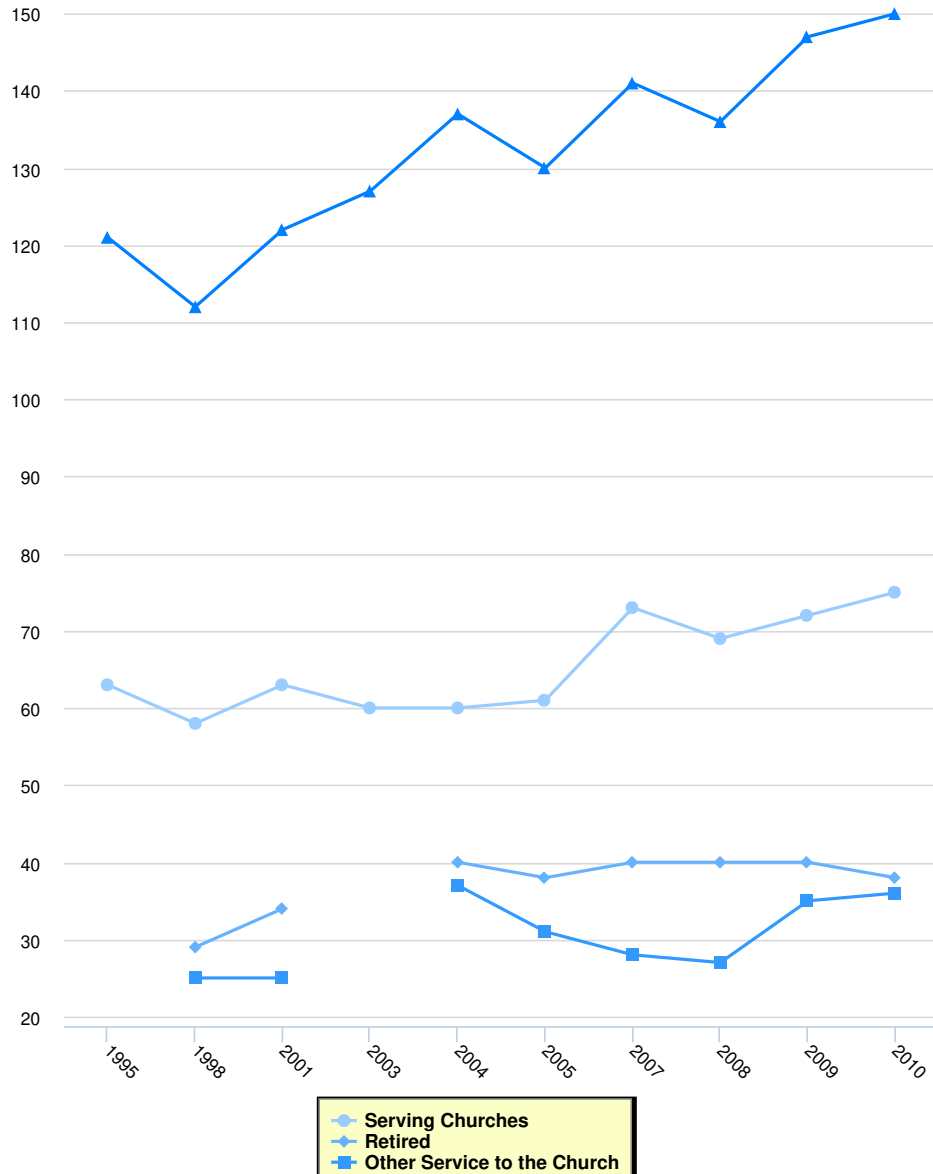
Instructions for the Chart and Legend

Simply click on the data set in the legend to make the values appear or disappear from the chart.

Membership

	Full Communicants	Average Attendance	Other Members	Total Inclusive Members	Total Churches	Membership Calculation Method
2010	7,627	10,232	0	7,627	65	
2009	7,661	10,394	0	7,661	63	
2008	7,621	10,255	0	7,621	62	
2007	7,605	10,093	0	7,605	60	
2005	7,470	9,972	0	7,470	61	
2004	7,546	9,911	0	7,546	58	
2003	7,427	0	0	7,427	57	
2001	7,197	9,715	0	7,197	55	
1998	7,169	9,114	0	7,169	56	
1995	7,132	0	0	7,132	58	

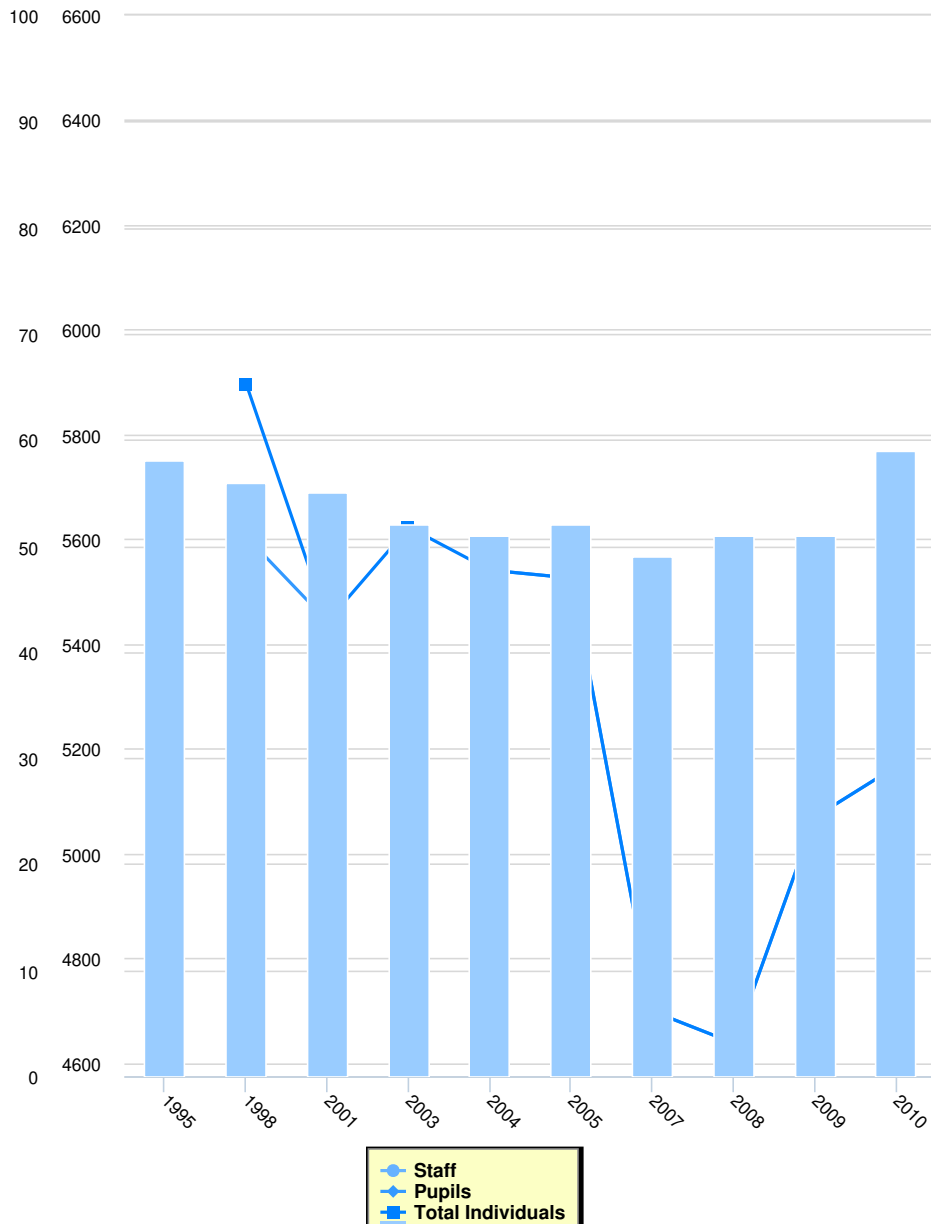
Clergy



Clergy

	Serving Churches	Retired	Other Service to the Church	Total Clergy
2010	75	38	36	150
2009	72	40	35	147
2008	69	40	27	136
2007	73	40	28	141
2005	61	38	31	130
2004	60	40	37	137
2003	60	0	0	127
2001	63	34	25	122
1998	58	29	25	112
1995	63	0	0	121

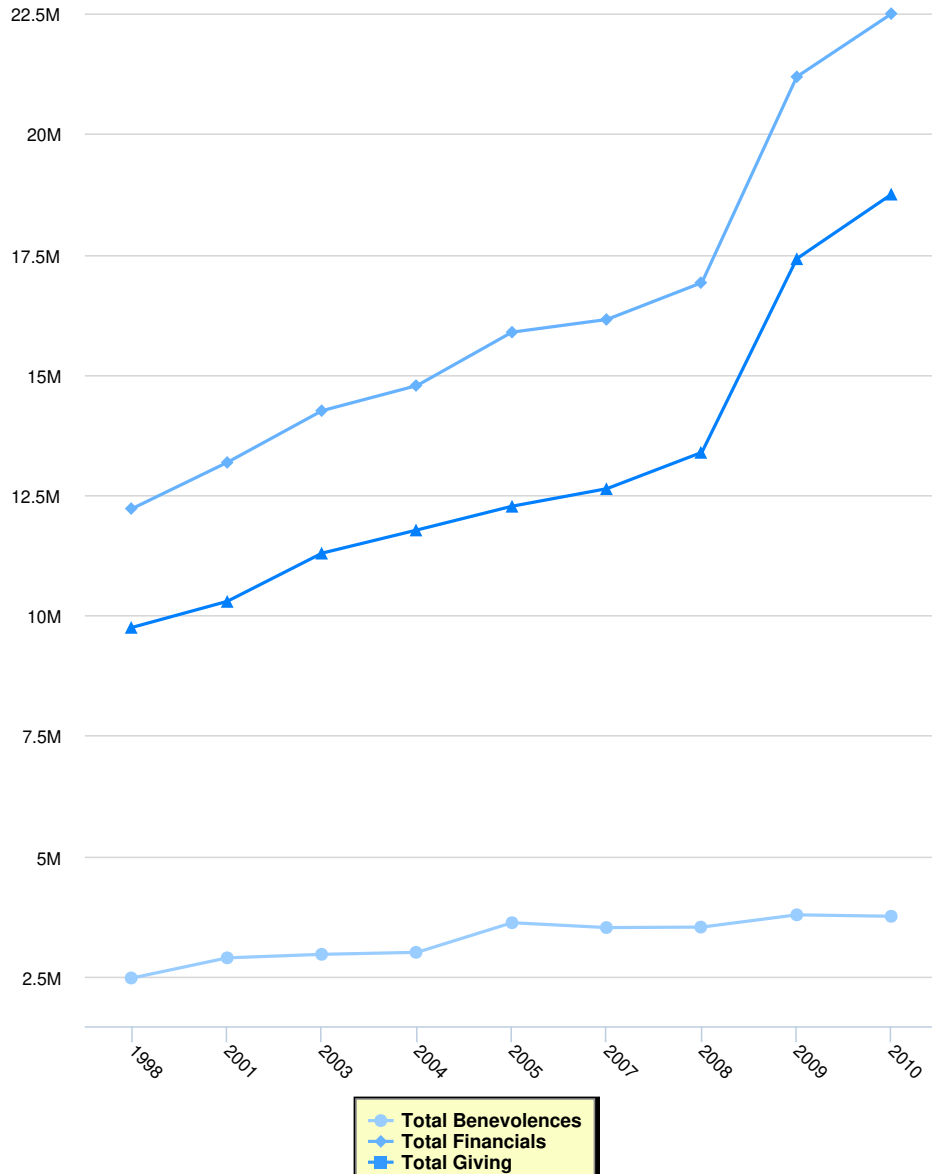
Education



Education

	Total Schools	Staff	Pupils	Total Individuals
2010	59	0	5,167	5,167
2009	51	0	5,070	5,070
2008	51	0	4,638	4,638
2007	49	0	4,699	4,699
2005	52	0	5,526	5,526
2004	51	0	5,541	5,541
2003	52	0	0	5,623
2001	55	0	5,443	5,443
1998	56	0	5,605	5,896
1995	58	0	0	0

Finance



Finance

	Total Benevolences	Total Financials	Total Giving	Local Expenses	Method
2010	\$3,749,624	\$22,502,164		\$18,752,540	
2009	\$3,779,833	\$21,190,032		\$17,410,199	
2008	\$3,525,319	\$16,913,298		\$13,387,979	
2007	\$3,514,772	\$16,148,194		\$12,633,422	
2005	\$3,616,130	\$15,884,384		\$12,268,254	
2004	\$3,000,843	\$14,775,840		\$11,774,998	
2003	\$2,959,326	\$14,253,397		\$11,294,071	
2001	\$2,886,202	\$13,177,912		\$10,291,710	
1998	\$2,467,851	\$12,220,021		\$9,752,170	