



THE YEARBOOK

of American & Canadian Churches

ASSOCIATION OF STATISTICIANS OF AMERICAN RELIGIOUS BODIES

THE YEARBOOK OF AMERICAN & CANADIAN CHURCHES

Copyright © 2021 Association of Statisticians of American Religious Bodies All rights reserved.

No part of this book may be reproduced in any manner whatsoever without written permission of the publisher except in brief quotations embodied in critical articles or reviews. For more information, contact the Association of of Statisticians of American Religious Bodies

ABOUT THE YEARBOOK

The Yearbook of American & Canadian Churches has served as the definitive handbook of North American denominations since 1916. Over our 100 year history, The Yearbook has remained an authoritative source for the most accurate and complete compilation of statistical data for North American religious bodies. Now an interactive online application, The Yearbook continues to catalog census information for *** denominational religious bodies. As of 2020, the Yearbook represents ***,*** faithful members, ***,*** clergy, ***,*** congregations, **,*** educational bodies, and more than \$***,***,***,***.** in total financial commitment.

Each listing contains a brief paragraph about the religious body, contact information for the group, and informative graphs detailing current and historical statistical data. Previously stewarded by the National Council of Churches, The Yearbook is overseen by the Association of Statisticians of American Religious Bodies (ASARB). in partnership with The National Council of Churches and Lake Institute on Faith and Giving. We invite you to join our effort by adding data for your religious group, becoming an ASARB member or making a contribution to our cause.

Visit us online at www.asarb.org.

OUR PARTNERS



REFORMED CHURCH IN THE UNITED STATES



Headquarters

Rev. Frank Walker Th.M.
6121 Pine Vista Way
Elk Grove City, CA 95758-4205
United States
[\(661\)827-9885](tel:(661)827-9885)
TriWheeler@aol.com
<https://www.rcus.org>
[Christian Protestant TO BE ALLOCATED](#)

Attesting Officer

REV. FRANK WALKER
Stated Clerk
[\(661\)827-9885](tel:(661)827-9885)
mathatas@sbcglobal.net

Media Contact

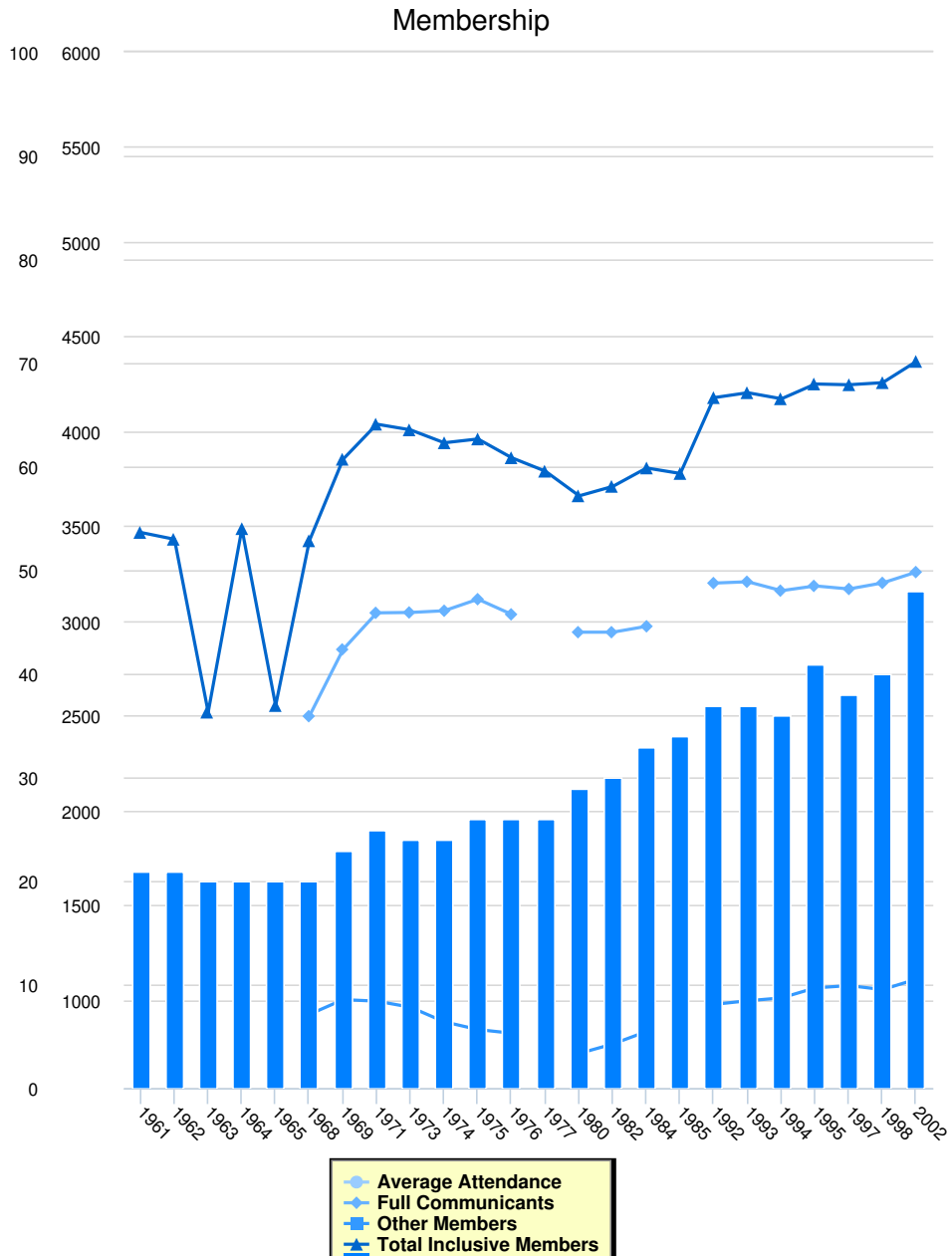
REV. FRANK WALKER TH.M.

Lacking pastors, early German Reformed immigrants to the American colonies were led in worship by "readers." One reader, schoolmaster John Philip Boehm, organized the first congregations near Philadelphia in 1725. A Swiss pastor, Michael Schlatter, was sent by the Dutch Reformed Church in 1746. Strong ties with the Netherlands existed until the formation of the Synod of the German Reformed Church in 1793.

The Eureka Classis, organized in North and South Dakota in 1910 and strongly influenced by the writings of H. Kohlbruegge, P. Geyser and J. Stark, refused to become part of the 1934 merger of the Reformed Church with the Evangelical Synod of North America, holding that it sacrificed the Reformed heritage. (The merged Evangelical and Reformed Church became part of the United Church of Christ in 1957.) Under the leadership of pastors W. Grossmann and W. J. Krieger, the Eureka Classis in 1942 incorporated as the continuing Reformed Church in the United States.

The growing Eureka Classis dissolved in 1986 to form a Synod with four regional classes. An heir to the Reformation theology of Zwingli and Calvin, the Heidelberg Catechism, the Belgic Confession and the Canons of Dort are used as the confessional standards of the church. The Bible is strictly held to be the inerrant, infallible Word of God.

The RCUS supports Dordt College, Mid-America Reformed Seminary, New Geneva Theological Seminary, West Minster Theological Seminary in California, and Hope Haven. The RCUS is the official sponsor to the Reformed Confessing Church of Zaire.



Instructions for the Chart and Legend

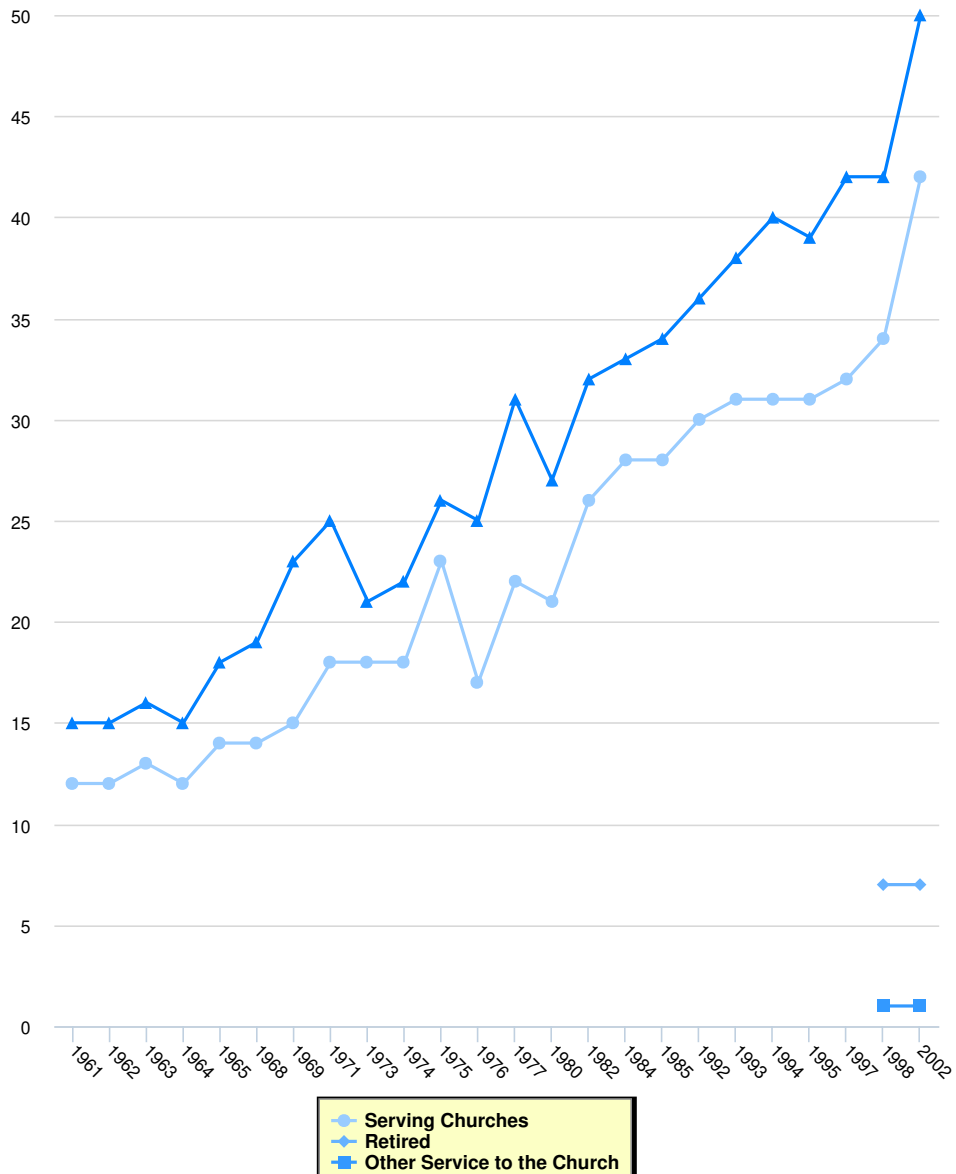
Simply click on the data set in the legend to make the values appear or disappear from the chart.

Membership

	Full Communicants	Average Attendance	Other Members	Total Inclusive Members	Total Churches	Membership Calculation Method
2002	3,258	0	1,111	4,369	48	
1998	3,201	0	1,056	4,257	40	
1997	3,169	0	1,077	4,246	38	
1995	3,185	0	1,065	4,250	41	
1994	3,160	0	1,012	4,172	36	
1993	3,207	0	997	4,204	37	
1992	3,200	0	978	4,178	37	
1985	0	0	0	3,778	34	
1984	2,972	0	835	3,807	33	
1982	2,941	0	769	3,710	30	

	Full Communicants	Average Attendance	Other Members	Total Inclusive Members	Total Churches	Membership Calculation Method
1980	2,941	0	719	3,660	29	
1977	0	0	0	3,790	26	
1976	3,035	0	826	3,861	26	
1975	3,115	0	845	3,960	26	
1974	3,054	0	886	3,940	24	
1973	3,045	0	963	4,008	24	
1971	3,043	0	995	4,038	25	
1969	2,850	0	1,003	3,853	23	
1968	2,498	0	925	3,423	20	
1965	0	0	0	2,554	20	
1964	0	0	0	3,487	20	
1963	0	0	0	2,519	20	
1962	0	0	0	3,431	21	
1961	0	0	0	3,467	21	

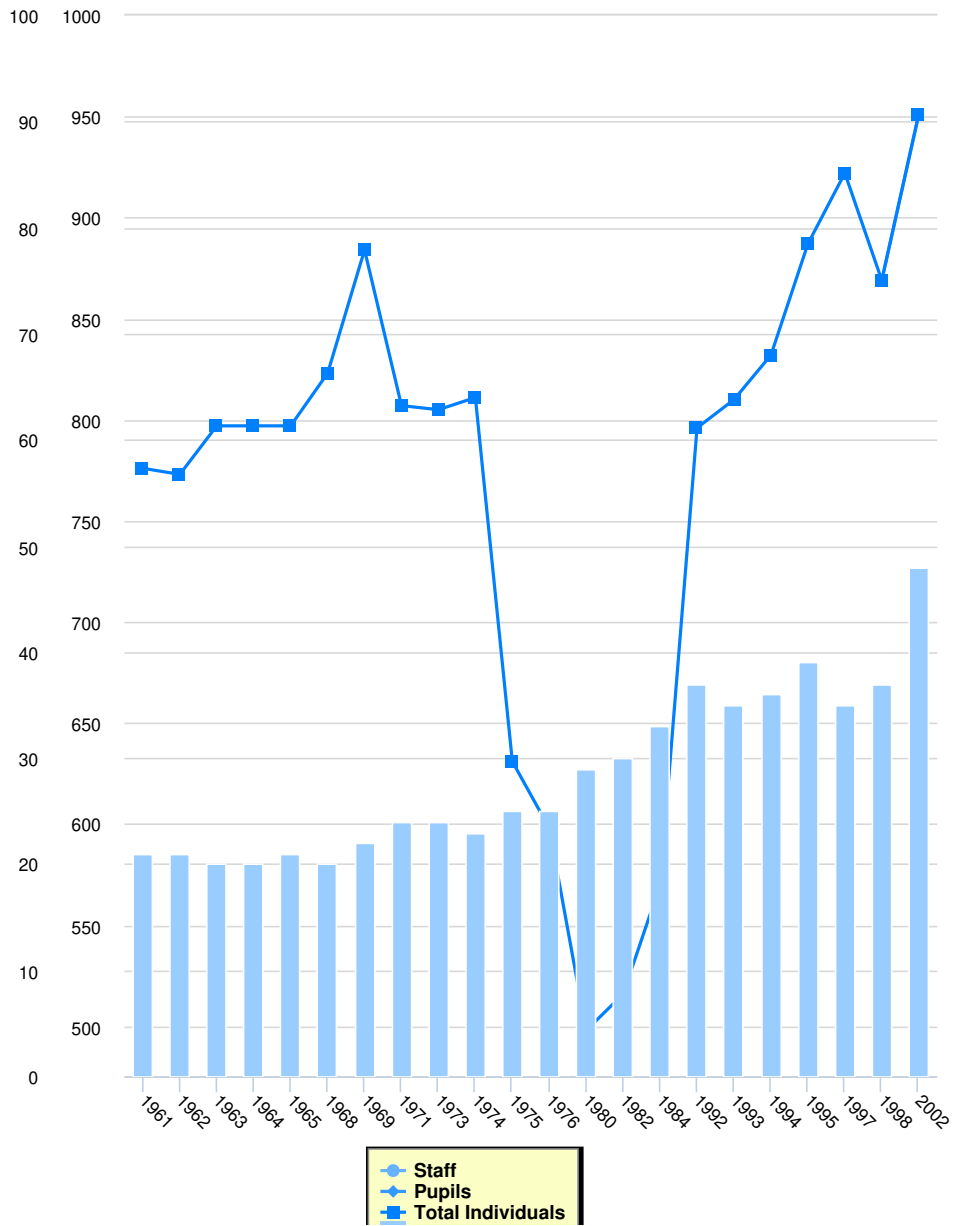
Clergy



	Clergy			
	Serving Churches	Retired	Other Service to the Church	Total Clergy
2002	42	7	1	50
1998	34	7	1	42
1997	32	0	0	42
1995	31	0	0	39
1994	31	0	0	40
1993	31	0	0	38
1992	30	0	0	36
1985	28	0	0	34
1984	28	0	0	33
1982	26	0	0	32
1980	21	0	0	27
1977	22	0	0	31
1976	17	0	0	25
1975	23	0	0	26

	Serving Churches	Retired	Other Service to the Church	Total Clergy
1974	18	0	0	22
1973	18	0	0	21
1971	18	0	0	25
1969	15	0	0	23
1968	14	0	0	19
1965	14	0	0	18
1964	12	0	0	15
1963	13	0	0	16
1962	12	0	0	15
1961	12	0	0	15

Education

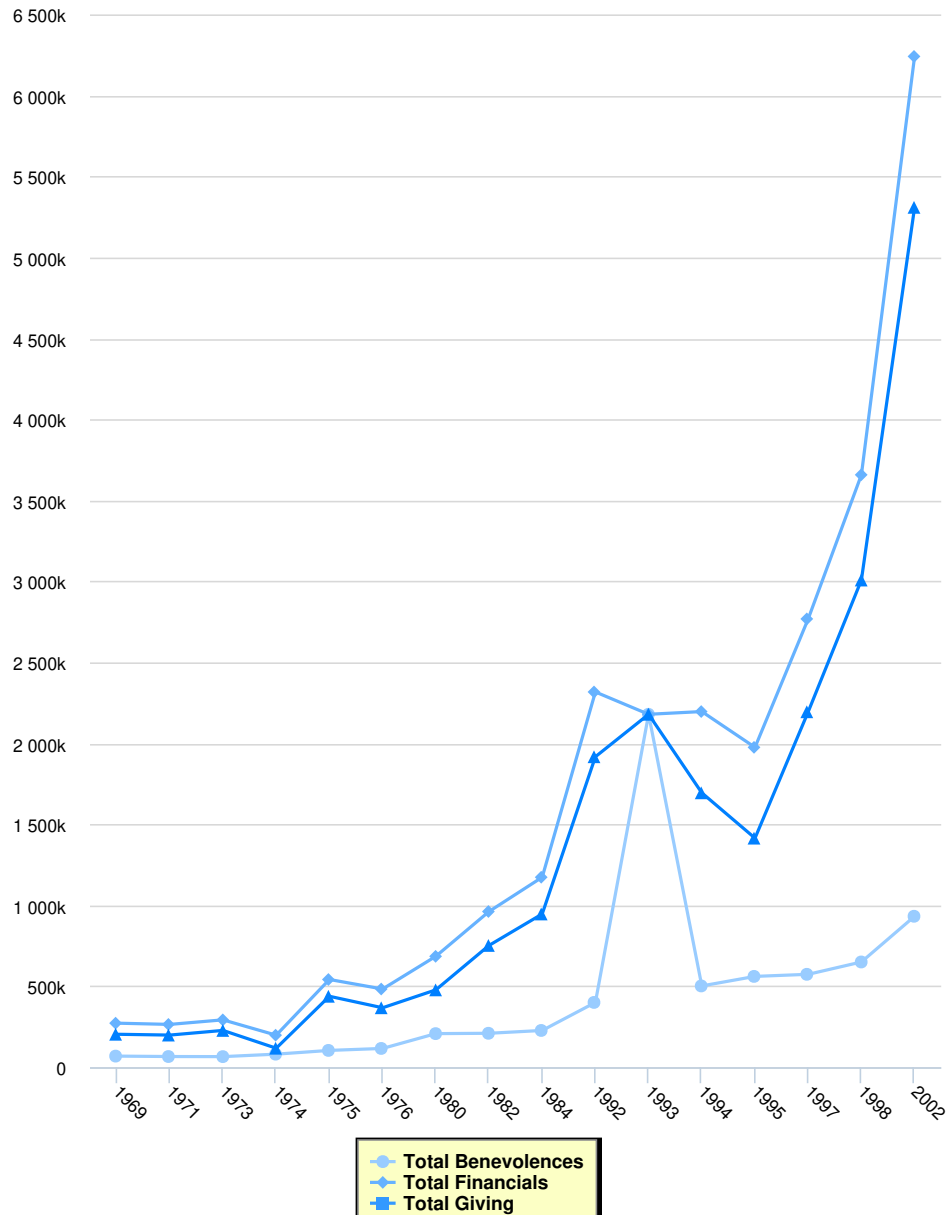


Education

	Total Schools	Staff	Pupils	Total Individuals
2002	48	0	951	951
1998	37	0	869	869
1997	35	0	0	922
1995	39	0	0	887
1994	36	0	0	832
1993	35	0	0	810
1992	37	0	0	796
1984	33	0	0	570
1982	30	0	0	516
1980	29	0	0	498
1976	25	0	0	598
1975	25	0	0	631
1974	23	0	0	811

	Total Schools	Staff	Pupils	Total Individuals
1973	24	0	0	805
1971	24	0	0	807
1969	22	0	0	884
1968	20	0	0	823
1965	21	0	0	797
1964	20	0	0	797
1963	20	0	0	797
1962	21	0	0	773
1961	21	0	0	776

Finance



Finance

	Total Benevolences	Total Financials	Total Giving	Local Expenses	Method
2002	\$931,983	\$6,241,428		\$5,309,445	
1998	\$649,734	\$3,657,850		\$3,008,116	
1997	\$573,522	\$2,768,134		\$2,194,612	
1995	\$560,702	\$1,975,023		\$1,414,321	
1994	\$501,833	\$2,196,009		\$1,694,176	
1993	\$2,179,154	\$2,179,154		\$2,179,154	
1992	\$400,000	\$2,317,000		\$1,917,000	
1984	\$226,904	\$1,172,987		\$946,083	
1982	\$209,453	\$961,274		\$751,821	
1980	\$207,295	\$684,641		\$477,346	
1976	\$115,840	\$482,738		\$366,898	
1975	\$103,695	\$541,600		\$437,905	
1974	\$80,564	\$197,759		\$117,195	

	Total Benevolences	Total Financials	Total Giving	Local Expenses	Method
1973	\$65,297	\$292,375		\$227,078	
1971	\$65,881	\$264,240		\$198,359	
1969	\$68,536	\$271,916		\$203,380	