



THE YEARBOOK

of American & Canadian Churches

ASSOCIATION OF STATISTICIANS OF AMERICAN RELIGIOUS BODIES

THE YEARBOOK OF AMERICAN & CANADIAN CHURCHES

Copyright © 2021 Association of Statisticians of American Religious Bodies All rights reserved.

No part of this book may be reproduced in any manner whatsoever without written permission of the publisher except in brief quotations embodied in critical articles or reviews. For more information, contact the Association of of Statisticians of American Religious Bodies

ABOUT THE YEARBOOK

The Yearbook of American & Canadian Churches has served as the definitive handbook of North American denominations since 1916. Over our 100 year history, The Yearbook has remained an authoritative source for the most accurate and complete compilation of statistical data for North American religious bodies. Now an interactive online application, The Yearbook continues to catalog census information for *** denominational religious bodies. As of 2020, the Yearbook represents ***,*** faithful members, ***,*** clergy, ***,*** congregations, **,*** educational bodies, and more than \$***,***,***,***.** in total financial commitment.


Each listing contains a brief paragraph about the religious body, contact information for the group, and informative graphs detailing current and historical statistical data. Previously stewarded by the National Council of Churches, The Yearbook is overseen by the Association of Statisticians of American Religious Bodies (ASARB). in partnership with The National Council of Churches and Lake Institute on Faith and Giving. We invite you to join our effort by adding data for your religious group, becoming an ASARB member or making a contribution to our cause.

Visit us online at www.asarb.org.

OUR PARTNERS



THE SALVATION ARMY



Headquarters

615 Slaters Ln.
Alexandria, VA 22313
United States

[\(703\)684-5500](tel:(703)684-5500)

george_hood@usn.salvationarmy.org
<https://www.salvationarmy.org>
Evangelical Protestant

Attesting Officer

MAJOR GEORGE HOOD
National Community Rel. &
Dev. Secretary

[\(703\)684-5526](tel:(703)684-5526)

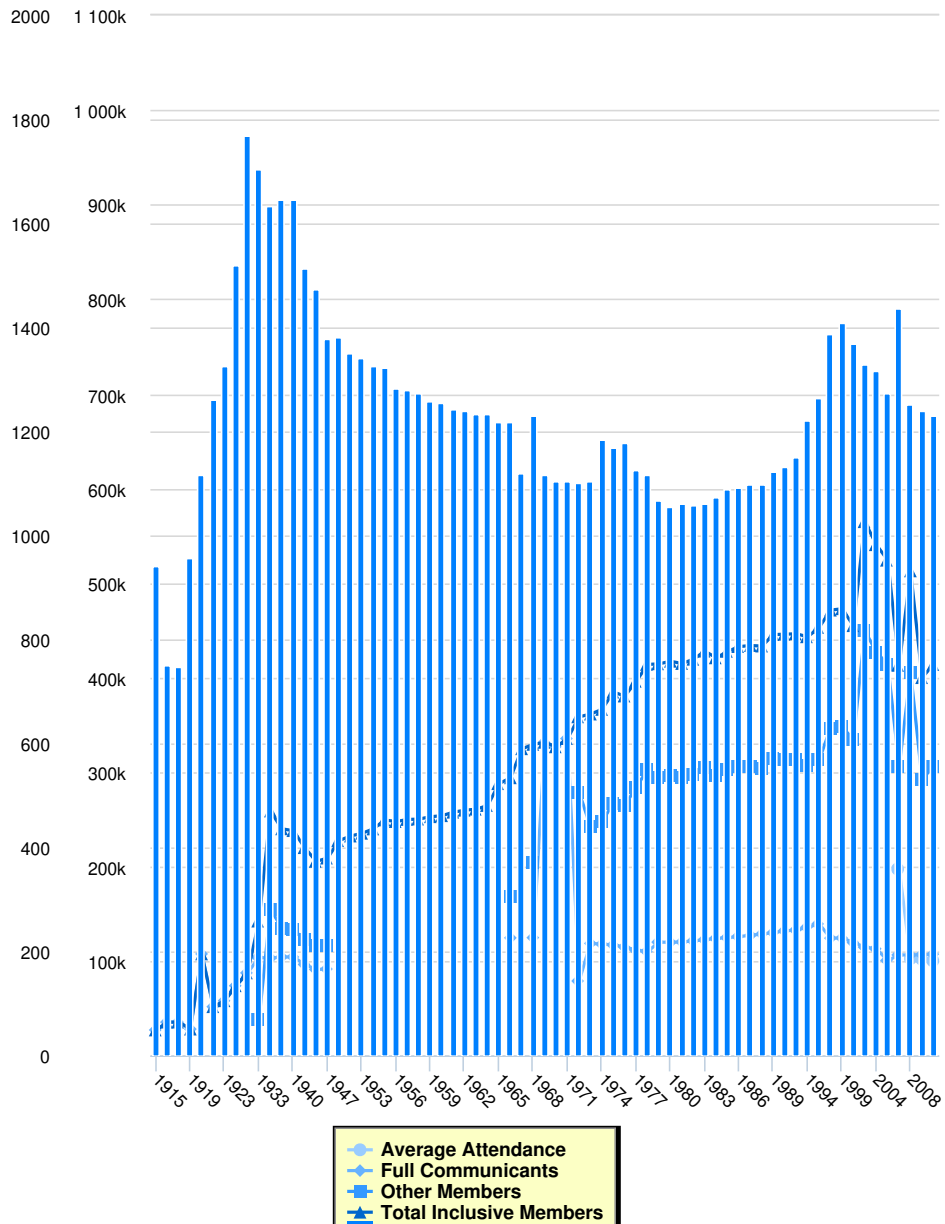
george_hood@usn.salvationarmy.org

Media Contact

NATIONAL COMMUNITY REL.
& DEV. SECRETARY, MAJOR
GEORGE HOOD

The Salvation Army, founded in 1865 by William Booth (1829-1912) in London, England, and introduced into America in 1880, is an international religious and charitable movement organized and operated on a paramilitary pattern and is a branch of the Christian church. To carry out its purposes, The Salvation Army has established a widely diversified program of religious and social welfare services which are designed to meet the needs of children, youth and adults in all age groups.

Membership



Instructions for the Chart and Legend

Simply click on the data set in the legend to make the values appear or disappear from the chart.

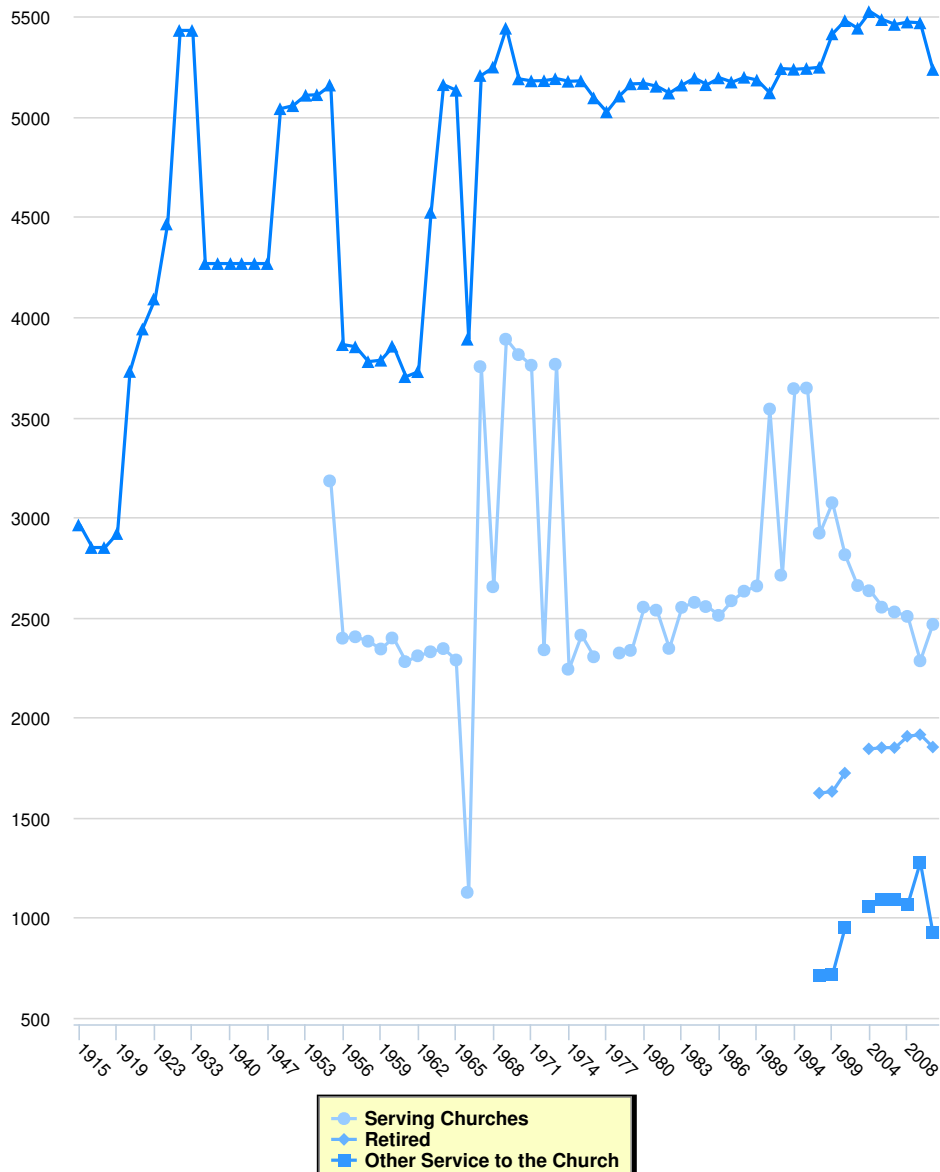
Membership

	Full Communicants	Average Attendance	Other Members	Total Inclusive Members	Total Churches	Membership Calculation Method
2010	107,846	100,861	306,115	413,961	1,232	
2009	107,393	102,661	292,662	400,055	1,241	
2008	106,914	103,134	405,967	512,881	1,252	
2007	107,033	197,826	305,995	413,028	1,438	
2006	101,131	0	414,054	524,185	1,275	
2004	113,525	0	427,027	540,552	1,316	
2003	115,251	0	449,634	564,885	1,329	
2001	120,209	0	334,773	454,982	1,369	
1999	124,922	0	347,949	472,871	1,410	
1998	124,721	0	346,695	471,416	1,388	

	Full Communicants	Average Attendance	Other Members	Total Inclusive Members	Total Churches	Membership Calculation Method
1995	139,781	0	313,369	453,150	1,264	
1994	136,309	0	306,937	443,246	1,222	
1991	133,214	0	313,189	446,403	1,151	
1990	132,489	0	313,502	445,991	1,133	
1989	130,551	0	315,015	445,566	1,122	
1988	129,165	0	304,283	433,448	1,097	
1987	127,713	0	306,289	434,002	1,097	
1986	126,440	0	306,453	432,893	1,092	
1985	125,327	0	302,498	427,825	1,088	
1984	124,468	0	296,503	420,971	1,073	
1983	123,035	0	305,011	428,046	1,061	
1982	121,860	0	297,615	419,475	1,060	
1981	120,719	0	294,280	414,999	1,062	
1980	120,352	0	297,007	417,359	1,056	
1979	120,526	0	294,133	414,659	1,067	
1978	110,700	0	303,335	414,035	1,117	
1977	112,101	0	284,137	396,238	1,126	
1976	115,396	0	265,222	380,618	1,178	
1975	117,585	0	267,232	384,817	1,169	
1974	118,400	0	248,071	366,471	1,184	
1973	119,201	0	242,370	361,571	1,104	
1972	79,439	0	279,187	358,626	1,101	
1971	335,684	0	0	335,684	1,104	
1970	326,934	0	0	326,934	1,105	
1969	331,711	0	0	331,711	1,116	
1968	125,256	0	204,259	329,515	1,230	
1967	0	0	0	324,911	1,121	
1966	125,021	0	169,180	294,201	1,219	
1965	0	0	0	287,991	1,219	
1964	0	0	0	264,910	1,234	
1963	0	0	0	261,014	1,234	
1962	0	0	0	259,955	1,241	
1961	0	0	0	257,832	1,243	
1960	0	0	0	254,141	1,255	
1959	0	0	0	253,061	1,259	
1958	0	0	0	250,583	1,273	
1957	0	0	0	250,156	1,279	
1956	0	0	0	247,964	1,282	
1955	0	0	0	249,641	1,323	
1954	0	0	0	240,130	1,327	
1953	0	0	0	235,559	1,342	
1952	0	0	0	232,631	1,350	
1951	0	0	0	227,821	1,382	
1947	92,110	0	117,231	209,341	1,380	
1944	91,664	0	116,665	205,881	1,474	
1942	96,961	0	123,406	220,367	1,515	
1940	104,876	0	133,481	238,357	1,647	
1938	104,820	0	135,438	240,258	1,646	
1936	103,640	0	155,461	259,101	1,633	
1933	104,336	0	38,404	142,740	1,706	

	Full Communicants	Average Attendance	Other Members	Total Inclusive Members	Total Churches	Membership Calculation Method
1929	87,992	0	0	87,992	1,769	
1925	74,416	0	0	74,416	1,519	
1923	58,558	0	0	58,558	1,325	
1922	52,291	0	0	52,291	1,262	
1921	108,033	0	0	108,033	1,117	
1919	28,586	0	0	28,586	957	
1917	35,954	0	0	35,954	749	
1916	35,975	0	0	35,975	751	
1915	27,664	0	0	27,664	941	

Clergy



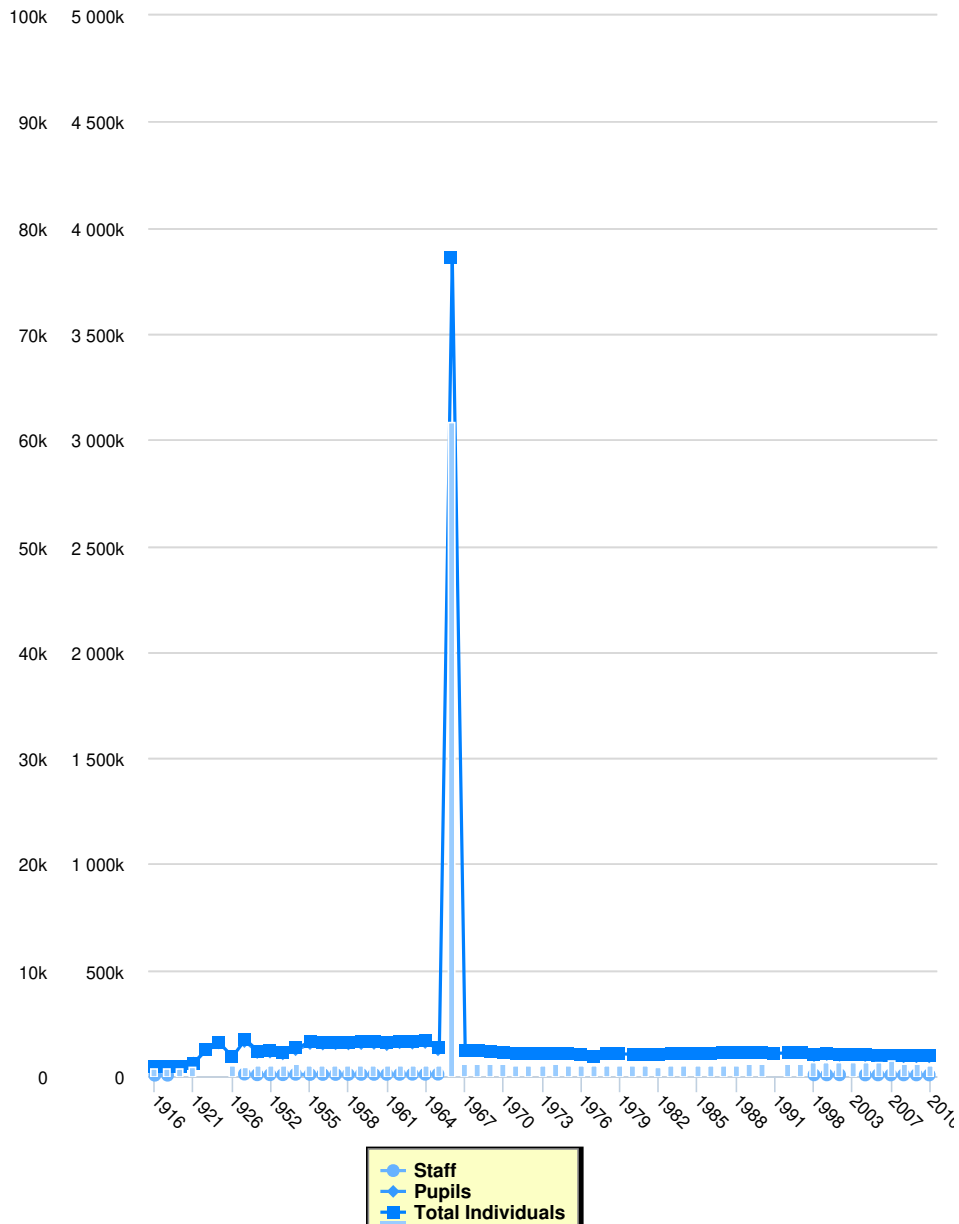
Clergy

	Serving Churches	Retired	Other Service to the Church	Total Clergy
2010	2,464	1,851	922	5,237
2009	2,282	1,913	1,275	5,470
2008	2,504	1,905	1,065	5,474
2007	2,526	1,848	1,088	5,462
2006	2,550	1,848	1,088	5,486
2004	2,632	1,842	1,052	5,526
2003	2,658	0	0	5,443
2001	2,812	1,721	948	5,481
1999	3,072	1,629	714	5,415
1998	2,920	1,621	707	5,248
1995	3,645	0	0	5,242
1994	3,642	0	0	5,238
1991	2,710	0	0	5,241
1990	3,540	0	0	5,120

	Serving Churches	Retired	Other Service to the Church	Total Clergy
1989	2,656	0	0	5,184
1988	2,630	0	0	5,198
1987	2,582	0	0	5,174
1986	2,509	0	0	5,195
1985	2,553	0	0	5,161
1984	2,574	0	0	5,194
1983	2,549	0	0	5,159
1982	2,344	0	0	5,119
1981	2,535	0	0	5,153
1980	2,550	0	0	5,167
1979	2,334	0	0	5,165
1978	2,321	0	0	5,104
1977	0	0	0	5,025
1976	2,302	0	0	5,095
1975	2,410	0	0	5,180
1974	2,240	0	0	5,178
1973	3,764	0	0	5,191
1972	2,337	0	0	5,181
1971	3,759	0	0	5,180
1970	3,812	0	0	5,190
1969	3,889	0	0	5,443
1968	2,652	0	0	5,249
1967	3,752	0	0	5,207
1966	1,125	0	0	3,889
1965	2,286	0	0	5,133
1964	2,343	0	0	5,161
1963	2,327	0	0	4,523
1962	2,307	0	0	3,727
1961	2,278	0	0	3,702
1960	2,396	0	0	3,854
1959	2,341	0	0	3,784
1958	2,380	0	0	3,777
1957	2,402	0	0	3,851
1956	2,395	0	0	3,862
1955	3,181	0	0	5,159
1954	0	0	0	5,111
1953	0	0	0	5,108
1952	0	0	0	5,056
1951	0	0	0	5,041
1947	0	0	0	4,267
1944	0	0	0	4,267
1942	0	0	0	4,267
1940	0	0	0	4,267
1938	0	0	0	4,267
1936	0	0	0	4,267
1933	0	0	0	5,432
1929	0	0	0	5,432
1925	0	0	0	4,465
1923	0	0	0	4,090
1922	0	0	0	3,940
1921	0	0	0	3,728

	Serving Churches	Retired	Other Service to the Church	Total Clergy
1919	0	0	0	2,918
1917	0	0	0	2,848
1916	0	0	0	2,848
1915	0	0	0	2,961

Education

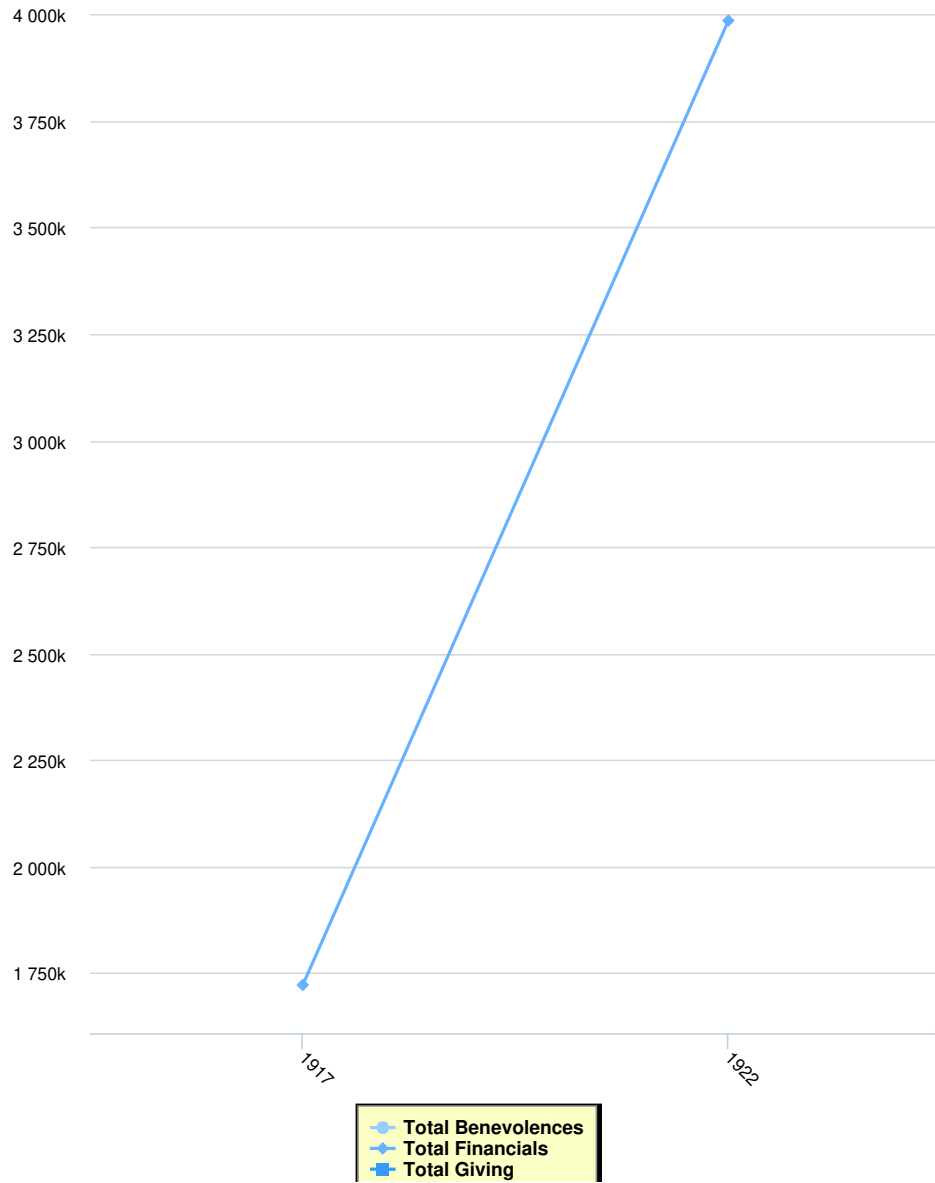


Education

	Total Schools	Staff	Pupils	Total Individuals
2010	1,008	5,971	90,815	96,786
2009	1,273	6,072	90,731	96,803
2008	1,277	6,197	90,815	97,012
2007	1,438	5,962	92,899	98,861
2006	1,311	6,171	93,739	99,910
2004	1,316	5,909	95,802	101,711
2003	1,329	0	0	103,730
2001	1,394	6,595	97,775	104,370
1999	1,410	6,287	101,852	108,139
1998	1,388	6,415	96,186	102,601
1995	1,261	0	0	110,890
1994	1,238	0	0	109,797
1991	0	0	0	107,833

	Total Schools	Staff	Pupils	Total Individuals
1990	1,166	0	0	111,510
1989	1,139	0	0	113,977
1988	1,121	0	0	112,941
1987	1,113	0	0	110,584
1986	1,113	0	0	108,659
1985	1,077	0	0	109,055
1984	1,096	0	0	105,345
1983	1,089	0	0	104,773
1982	979	0	0	103,304
1981	1,077	0	0	102,765
1980	1,074	0	0	103,258
1979	1,084	0	0	105,193
1978	1,067	0	0	107,549
1977	1,100	0	0	94,443
1976	1,131	0	0	100,337
1975	1,104	0	0	107,856
1974	1,135	0	0	105,218
1973	1,127	0	0	107,171
1972	1,131	0	0	106,754
1971	1,112	0	0	108,910
1970	1,151	0	0	112,108
1969	1,134	0	0	115,201
1968	1,140	0	0	119,363
1967	1,133	0	0	120,187
1966	61,704	0	0	3,857,093
1965	1,101	9,477	124,503	133,980
1964	1,103	9,078	158,647	167,725
1963	1,102	9,151	155,233	164,384
1962	1,015	8,698	157,120	165,818
1961	1,101	8,773	148,290	157,063
1960	1,094	8,555	154,130	162,685
1959	1,091	8,506	153,291	161,797
1958	1,091	8,251	151,698	159,949
1957	1,092	8,231	152,456	160,687
1956	1,089	8,151	151,043	159,194
1955	1,104	8,144	153,604	161,748
1954	1,150	8,952	124,552	133,504
1953	1,123	7,049	104,876	111,925
1952	1,125	6,900	113,189	120,089
1951	1,121	6,733	111,247	117,980
1949	848	9,884	163,089	172,973
1926	1,015	0	0	91,586
1923	0	0	156,579	156,579
1922	0	0	125,335	125,335
1921	877	0	62,064	62,064
1919	720	0	46,823	46,823
1917	716	4,680	41,295	45,975
1916	716	4,674	41,170	45,844

Finance



	Finance				
	Total Benevolences	Total Financials	Total Giving	Local Expenses	Method
1922	\$0	\$3,985,434		\$0	
1917	\$0	\$1,722,120		\$0	