



# **THE YEARBOOK**

of American & Canadian Churches

ASSOCIATION OF STATISTICIANS OF AMERICAN RELIGIOUS BODIES

# THE YEARBOOK OF AMERICAN & CANADIAN CHURCHES

Copyright © 2021 Association of Statisticians of American Religious Bodies All rights reserved.

No part of this book may be reproduced in any manner whatsoever without written permission of the publisher except in brief quotations embodied in critical articles or reviews. For more information, contact the Association of of Statisticians of American Religious Bodies

## ABOUT THE YEARBOOK

The Yearbook of American & Canadian Churches has served as the definitive handbook of North American denominations since 1916. Over our 100 year history, The Yearbook has remained an authoritative source for the most accurate and complete compilation of statistical data for North American religious bodies. Now an interactive online application, The Yearbook continues to catalog census information for \*\*\* denominational religious bodies. As of 2020, the Yearbook represents \*\*\*,\*\*\* faithful members, \*\*\*,\*\*\* clergy, \*\*\*,\*\*\* congregations, \*\*,\*\*\* educational bodies, and more than \$\*\*\*,\*\*\*,\*\*\*,\*\*\*.\*\* in total financial commitment.

Each listing contains a brief paragraph about the religious body, contact information for the group, and informative graphs detailing current and historical statistical data. Previously stewarded by the National Council of Churches, The Yearbook is overseen by the Association of Statisticians of American Religious Bodies (ASARB). in partnership with The National Council of Churches and Lake Institute on Faith and Giving. We invite you to join our effort by adding data for your religious group, becoming an ASARB member or making a contribution to our cause.

Visit us online at [www.asarb.org](http://www.asarb.org).

## OUR PARTNERS



## SOUTHERN BAPTIST CONVENTION



### Headquarters

901 Commerce St.  
Nashville, TN 37203  
United States  
[\(615\)244-2355](tel:(615)244-2355)  
[soldham@sbc.net](mailto:soldham@sbc.net)  
<https://www.sbc.net>  
[Christian Protestant TO BE  
ALLOCATED](#)

### Attesting Officer

DR. ROGER S. OLDHAM  
VP, Convention  
Communications, and  
Relations SBC Executive  
Committee  
[\(615\)782-8609](tel:(615)782-8609)  
[soldham@sbc.net](mailto:soldham@sbc.net)

### Media Contact

VICE PRES. FOR  
CONVENTION  
COMMUNICATIONS, AND  
RELATIONS, ROGER S.  
OLDHAM

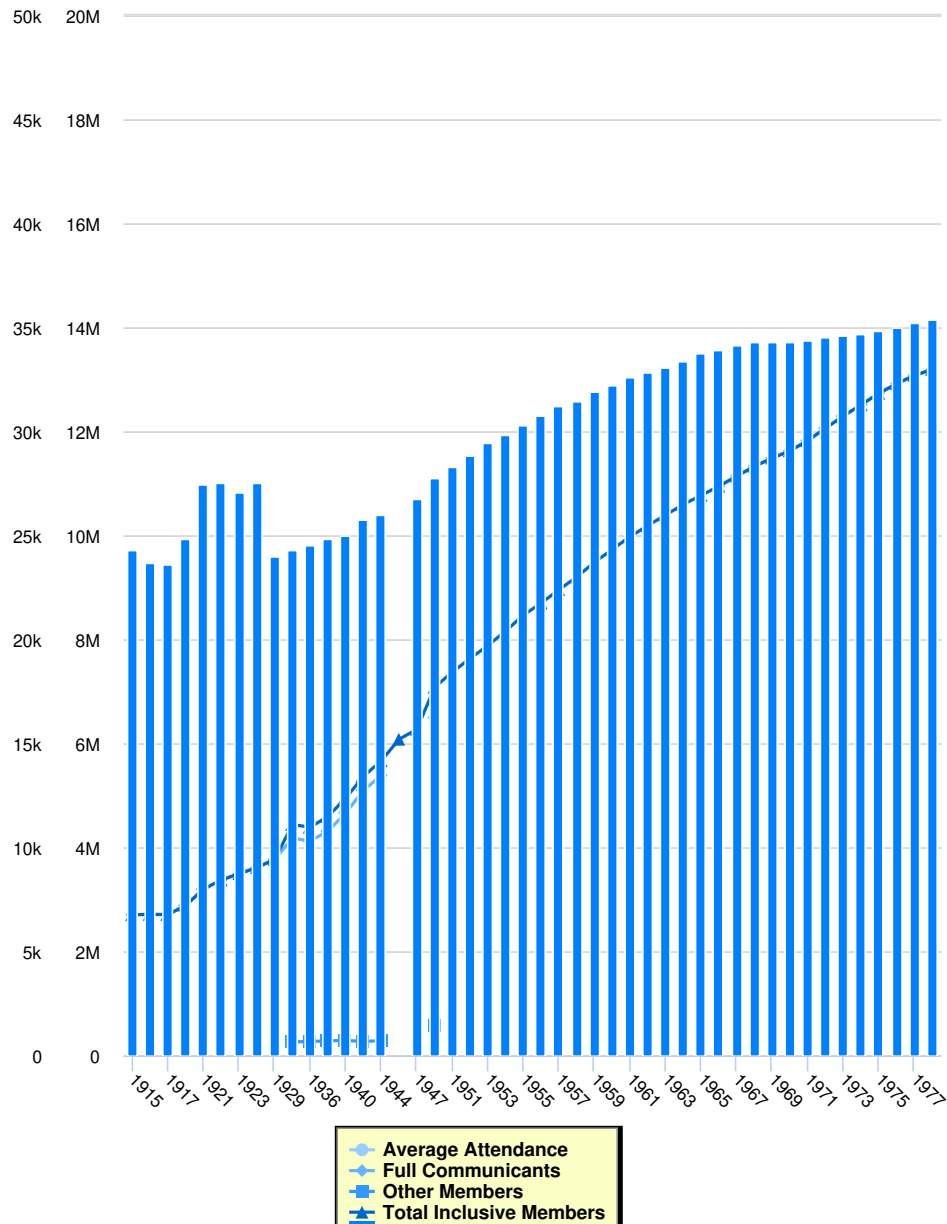
The Southern Baptist Convention was organized on May 10, 1845, in Augusta, Georgia. Cooperating Baptist churches are located in all 50 states, the District of Columbia, Puerto Rico, American Samoa and the Virgin Islands. The members of the churches work together through 1,136 district associations and 42 state conventions or fellowships. The Southern Baptist Convention has an Executive Committee and 12 national entities - four boards, six seminaries, one commission, and one auxiliary organization.

The purpose of the Southern Baptist Convention is "to provide a general organization for Baptists in the United States and its territories for the promotion of Christian missions at home and abroad and any other objects such as Christian education, benevolent enterprises, and social services which it may deem proper and advisable for the furtherance of the Kingdom of God" (Constitution, Article II).

The Convention exists in order to help the churches lead people to God through Jesus Christ.

From the beginning, there has been a mission desire to share the Gospel with the peoples of the world. The Cooperative Program is the basic channel of mission support. In addition, the Lottie Moon Christmas Offering for International Missions and the Annie Armstrong Easter Offering for North American Missions support Southern Baptists' world mission programs. As of June 2017, there were 3,582 missionaries serving in foreign countries and 5,262 missionaries serving in North America.

## Membership



### Instructions for the Chart and Legend

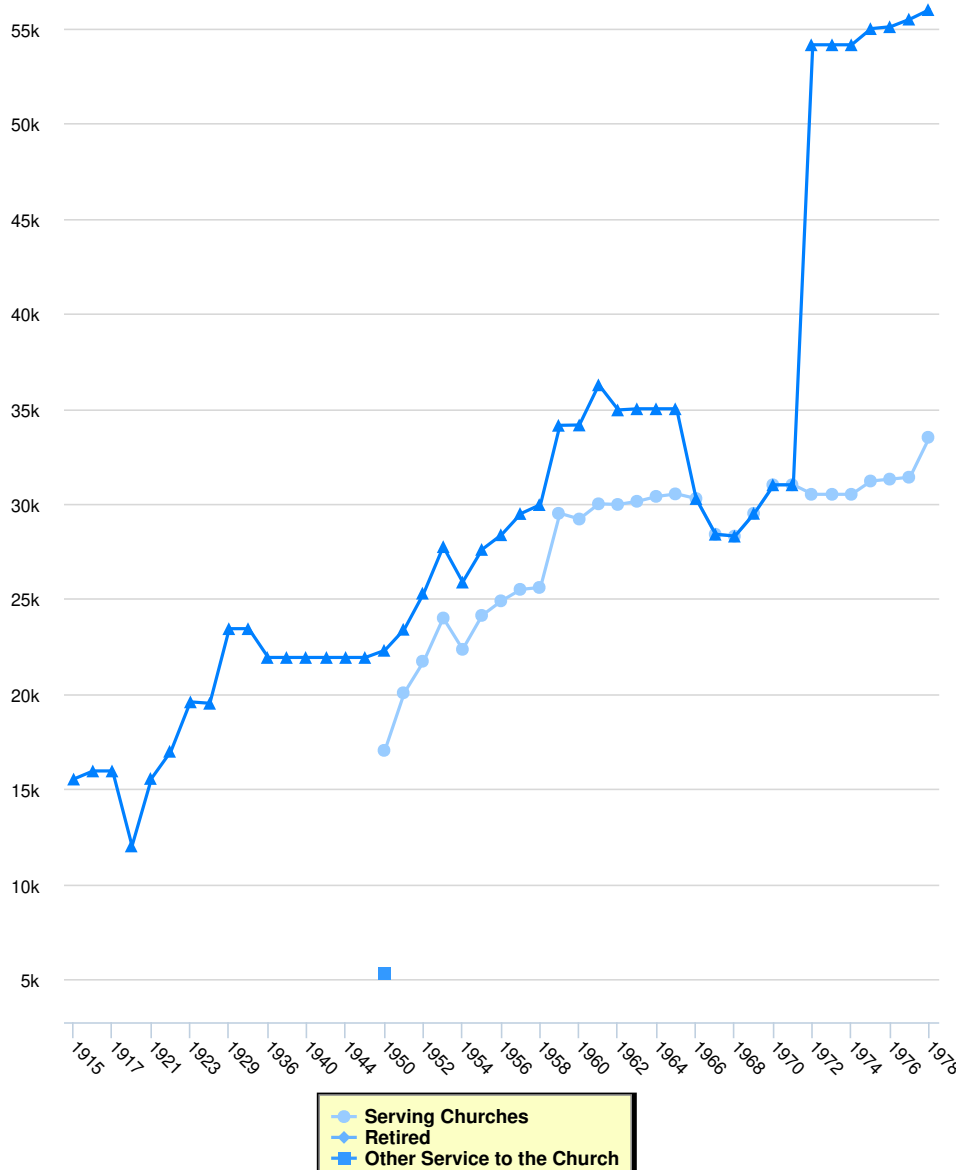
Simply click on the data set in the legend to make the values appear or disappear from the chart.

### Membership

	Full Communicants	Average Attendance	Other Members	Total Inclusive Members	Total Churches	Membership Calculation Method
1978	13,191,394	0	0	13,191,394	35,357	
1977	13,078,239	0	0	13,078,239	35,212	
1976	12,917,992	0	0	12,917,992	35,031	
1975	12,733,124	0	0	12,733,124	34,880	
1974	12,513,378	0	0	12,513,378	34,710	
1973	12,295,400	0	0	12,295,400	34,643	
1972	12,065,333	0	0	12,065,333	34,512	
1971	11,824,676	0	0	11,824,676	34,420	
1970	11,628,032	0	0	11,628,032	34,340	
1969	11,487,708	0	0	11,487,708	34,313	

	<b>Full Communicants</b>	<b>Average Attendance</b>	<b>Other Members</b>	<b>Total Inclusive Members</b>	<b>Total Churches</b>	<b>Membership Calculation Method</b>
1968	11,330,481	0	0	11,330,481	34,275	
1967	11,140,486	0	0	11,140,486	34,123	
1966	10,947,389	0	0	10,947,389	33,926	
1965	0	0	0	10,770,573	33,774	
1964	0	0	0	10,598,429	33,362	
1963	0	0	0	10,393,039	33,101	
1962	0	0	0	10,191,303	32,878	
1961	0	0	0	9,978,488	32,598	
1960	0	0	0	9,731,591	32,251	
1959	0	0	0	9,485,276	31,906	
1958	0	0	0	9,202,205	31,477	
1957	0	0	0	8,956,756	31,257	
1956	0	0	0	8,700,481	30,797	
1955	0	0	0	8,467,439	30,340	
1954	0	0	0	8,163,562	29,863	
1953	0	0	0	7,883,708	29,481	
1952	0	0	0	7,634,493	28,865	
1951	0	0	0	7,373,498	28,289	
1950	6,500,000	0	579,889	7,079,889	27,788	
1947	0	0	0	6,270,819	26,764	
1945	0	0	0	6,079,305	0	
1944	5,384,530	0	283,396	5,667,926	25,965	
1942	5,098,772	0	268,357	5,367,129	25,737	
1940	4,662,122	0	287,052	4,949,174	25,018	
1938	4,315,270	0	280,332	4,595,602	24,844	
1936	4,121,663	0	267,754	4,389,417	24,537	
1933	4,178,928	0	259,610	4,438,538	24,270	
1929	3,770,645	0	0	3,770,645	24,010	
1925	3,611,608	0	0	3,611,608	27,506	
1923	3,494,189	0	0	3,494,189	27,093	
1922	3,374,165	0	0	3,374,165	27,574	
1921	3,199,005	0	0	3,199,005	27,444	
1919	2,887,428	0	0	2,887,428	24,851	
1917	2,708,870	0	0	2,708,870	23,627	
1916	2,711,591	0	0	2,711,591	23,692	
1915	2,705,121	0	0	2,705,121	24,338	

## Clergy

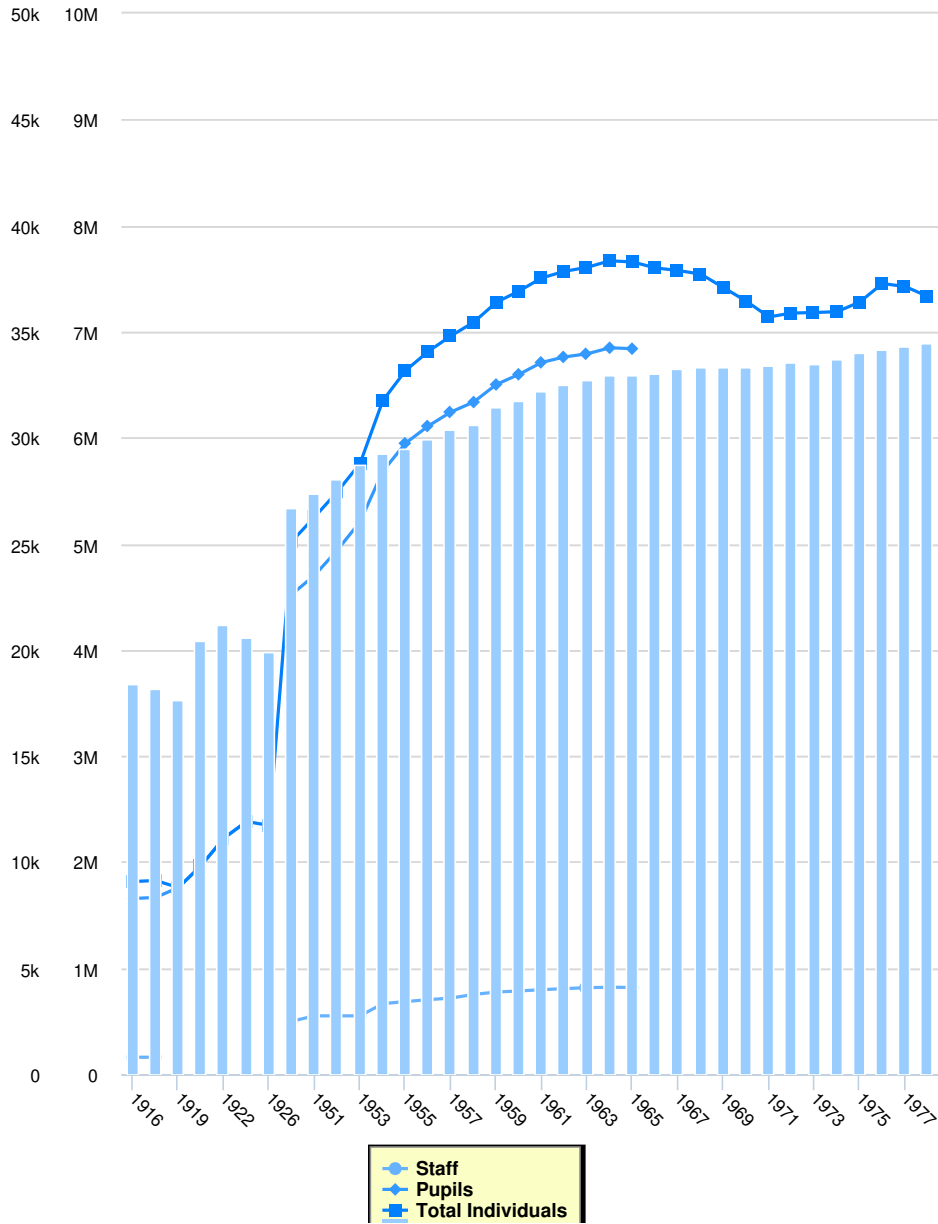


## Clergy

	Serving Churches	Retired	Other Service to the Church	Total Clergy
1978	33,500	0	0	56,000
1977	31,400	0	0	55,500
1976	31,300	0	0	55,100
1975	31,200	0	0	55,000
1974	30,500	0	0	54,150
1973	30,500	0	0	54,150
1972	30,500	0	0	54,150
1971	31,000	0	0	31,000
1970	31,000	0	0	31,000
1969	29,500	0	0	29,500
1968	28,300	0	0	28,300
1967	28,400	0	0	28,400
1966	30,278	0	0	30,278
1965	30,522	0	0	35,000

	<b>Serving Churches</b>	<b>Retired</b>	<b>Other Service to the Church</b>	<b>Total Clergy</b>
1964	30,392	0	0	35,000
1963	30,133	0	0	35,000
1962	29,967	0	0	34,939
1961	30,000	0	0	36,260
1960	29,200	0	0	34,147
1959	29,500	0	0	34,130
1958	25,600	0	0	29,959
1957	25,500	0	0	29,490
1956	24,896	0	0	28,373
1955	24,130	0	0	27,600
1954	22,345	0	0	25,881
1953	23,992	0	0	27,747
1952	21,718	0	0	25,300
1951	20,058	0	0	23,400
1950	17,029	0	5,264	22,293
1947	0	0	0	21,917
1944	0	0	0	21,917
1942	0	0	0	21,917
1940	0	0	0	21,917
1938	0	0	0	21,917
1936	0	0	0	21,917
1933	0	0	0	23,431
1929	0	0	0	23,431
1925	0	0	0	19,506
1923	0	0	0	19,580
1922	0	0	0	16,980
1921	0	0	0	15,551
1919	0	0	0	12,000
1917	0	0	0	15,946
1916	0	0	0	15,946
1915	0	0	0	15,519

## Education



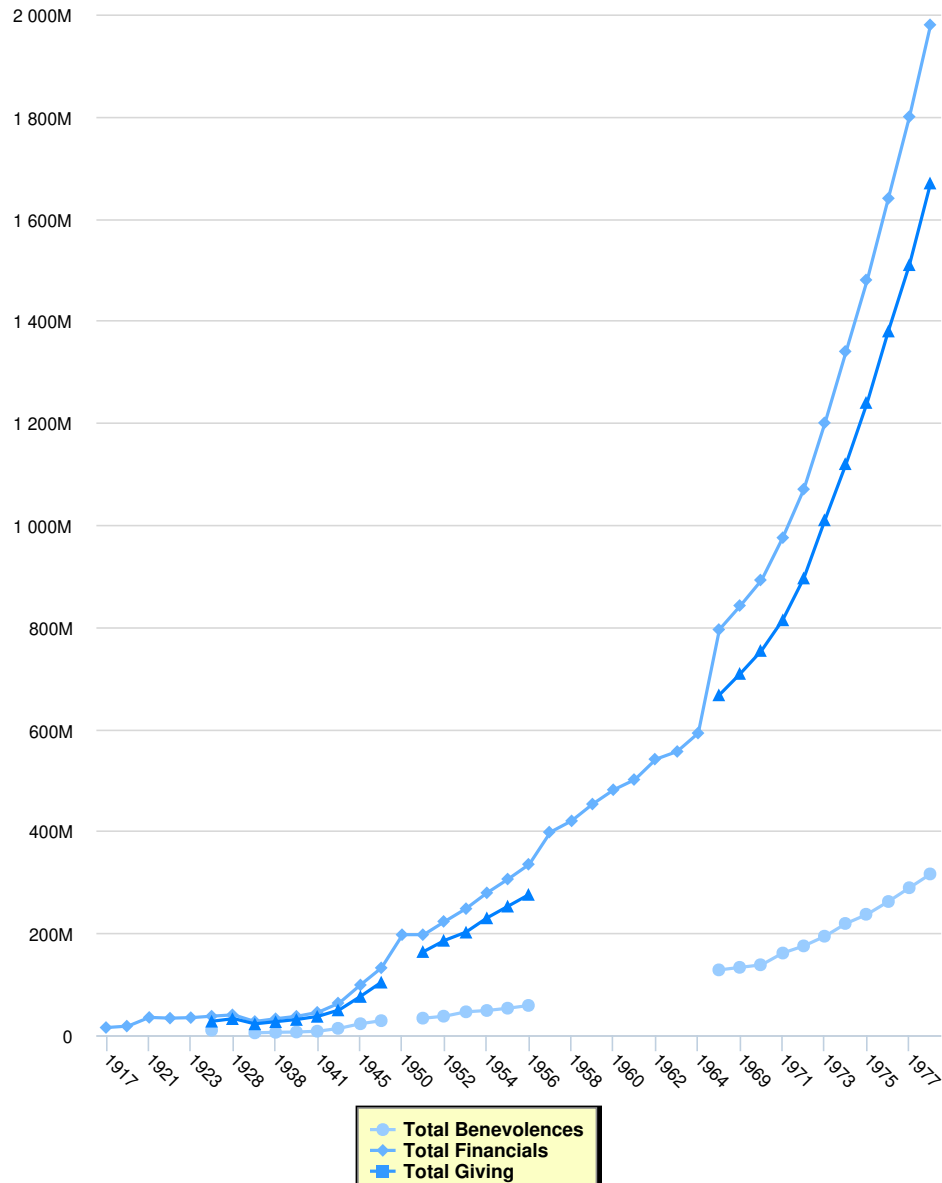
## Education

	<b>Total Schools</b>	<b>Staff</b>	<b>Pupils</b>	<b>Total Individuals</b>
1978	34,450	0	0	7,331,954
1977	34,320	0	0	7,424,965
1976	34,161	0	0	7,453,729
1975	33,979	0	0	7,279,007
1974	33,738	0	0	7,188,054
1973	33,519	0	0	7,180,147
1972	33,549	0	0	7,175,186
1971	33,435	0	0	7,138,741
1970	33,297	0	0	7,287,937
1969	33,339	0	0	7,415,519
1968	33,359	0	0	7,542,941
1967	33,256	0	0	7,576,100
1966	33,062	0	0	7,601,095



	<b>Total Schools</b>	<b>Staff</b>	<b>Pupils</b>	<b>Total Individuals</b>
1965	32,921	817,465	6,839,422	7,656,887
1964	32,937	820,139	6,847,794	7,667,933
1963	32,712	815,423	6,791,122	7,606,545
1962	32,481	806,876	6,761,446	7,568,322
1961	32,189	796,721	6,710,125	7,506,846
1960	31,762	784,742	6,597,808	7,382,550
1959	31,412	774,498	6,502,004	7,276,502
1958	30,631	751,880	6,336,318	7,088,198
1957	30,387	717,743	6,242,508	6,960,251
1956	29,905	702,591	6,110,323	6,812,914
1955	29,461	684,653	5,947,765	6,632,418
1954	29,243	665,000	5,683,681	6,348,681
1953	28,765	550,000	5,207,352	5,757,352
1952	28,040	550,000	4,941,056	5,491,056
1951	27,340	550,000	4,703,695	5,253,695
1950	26,678	500,000	4,524,553	5,024,553
1926	19,882	0	0	2,345,630
1923	20,601	0	2,381,717	2,381,717
1922	21,184	0	2,224,834	2,224,834
1921	20,420	0	1,966,610	1,966,610
1919	17,648	0	1,759,208	1,759,208
1917	18,162	160,171	1,665,996	1,826,167
1916	18,438	159,733	1,656,324	1,816,057

## Finance



## Finance

	<b>Total Benevolences</b>	<b>Total Financials</b>	<b>Total Giving</b>	<b>Local Expenses</b>	<b>Method</b>
1978	\$316,000,000	\$1,980,000,000		\$1,670,000,000	
1977	\$289,000,000	\$1,800,000,000		\$1,510,000,000	
1976	\$262,000,000	\$1,640,000,000		\$1,380,000,000	
1975	\$237,000,000	\$1,480,000,000		\$1,240,000,000	
1974	\$219,000,000	\$1,340,000,000		\$1,120,000,000	
1973	\$194,000,000	\$1,200,000,000		\$1,010,000,000	
1972	\$175,000,000	\$1,070,000,000		\$896,000,000	
1971	\$161,000,000	\$975,000,000		\$814,000,000	
1970	\$138,000,000	\$892,000,000		\$754,000,000	
1969	\$133,000,000	\$842,000,000		\$709,000,000	
1968	\$128,000,000	\$795,000,000		\$667,000,000	
1964	\$0	\$592,000,000		\$0	
1963	\$0	\$556,000,000		\$0	

	<b>Total Benevolences</b>	<b>Total Financials</b>	<b>Total Giving</b>	<b>Local Expenses</b>	<b>Method</b>
1962	\$0	\$541,000,000		\$0	
1961	\$0	\$501,000,000		\$0	
1960	\$0	\$481,000,000		\$0	
1959	\$0	\$453,000,000		\$0	
1958	\$0	\$420,000,000		\$0	
1957	\$0	\$398,000,000		\$0	
1956	\$58,360,247	\$335,000,000		\$276,000,000	
1955	\$52,926,157	\$306,000,000		\$253,000,000	
1954	\$48,427,760	\$279,000,000		\$230,000,000	
1953	\$45,822,830	\$248,000,000		\$202,000,000	
1952	\$37,268,172	\$223,000,000		\$186,000,000	
1951	\$33,402,224	\$197,000,000		\$164,000,000	
1950	\$0	\$197,000,000		\$0	
1947	\$28,472,014	\$132,000,000		\$104,000,000	
1945	\$22,490,751	\$98,458,425		\$75,967,674	
1943	\$13,455,640	\$63,067,083		\$49,611,443	
1941	\$7,822,340	\$44,857,607		\$37,035,267	
1939	\$6,267,263	\$37,136,531		\$30,869,268	
1938	\$5,702,150	\$32,265,687		\$26,563,537	
1935	\$4,624,515	\$26,888,567		\$22,264,052	
1928	\$0	\$39,927,910		\$32,525,122	
1925	\$9,863,153	\$37,359,614		\$27,496,460	
1923	\$0	\$34,439,436		\$0	
1922	\$0	\$33,432,745		\$0	
1921	\$0	\$34,881,032		\$0	
1919	\$0	\$17,852,929		\$0	
1917	\$0	\$15,063,743		\$0	