



THE YEARBOOK

of American & Canadian Churches

ASSOCIATION OF STATISTICIANS OF AMERICAN RELIGIOUS BODIES

THE YEARBOOK OF AMERICAN & CANADIAN CHURCHES

Copyright © 2021 Association of Statisticians of American Religious Bodies All rights reserved.

No part of this book may be reproduced in any manner whatsoever without written permission of the publisher except in brief quotations embodied in critical articles or reviews. For more information, contact the Association of of Statisticians of American Religious Bodies

ABOUT THE YEARBOOK

The Yearbook of American & Canadian Churches has served as the definitive handbook of North American denominations since 1916. Over our 100 year history, The Yearbook has remained an authoritative source for the most accurate and complete compilation of statistical data for North American religious bodies. Now an interactive online application, The Yearbook continues to catalog census information for *** denominational religious bodies. As of 2020, the Yearbook represents ***,*** faithful members, ***,*** clergy, ***,*** congregations, **,*** educational bodies, and more than \$***,***,***,***.** in total financial commitment.

Each listing contains a brief paragraph about the religious body, contact information for the group, and informative graphs detailing current and historical statistical data. Previously stewarded by the National Council of Churches, The Yearbook is overseen by the Association of Statisticians of American Religious Bodies (ASARB). in partnership with The National Council of Churches and Lake Institute on Faith and Giving. We invite you to join our effort by adding data for your religious group, becoming an ASARB member or making a contribution to our cause.

Visit us online at www.asarb.org.

OUR PARTNERS



FOURSQUARE GOSPEL CHURCH OF CANADA



Headquarters

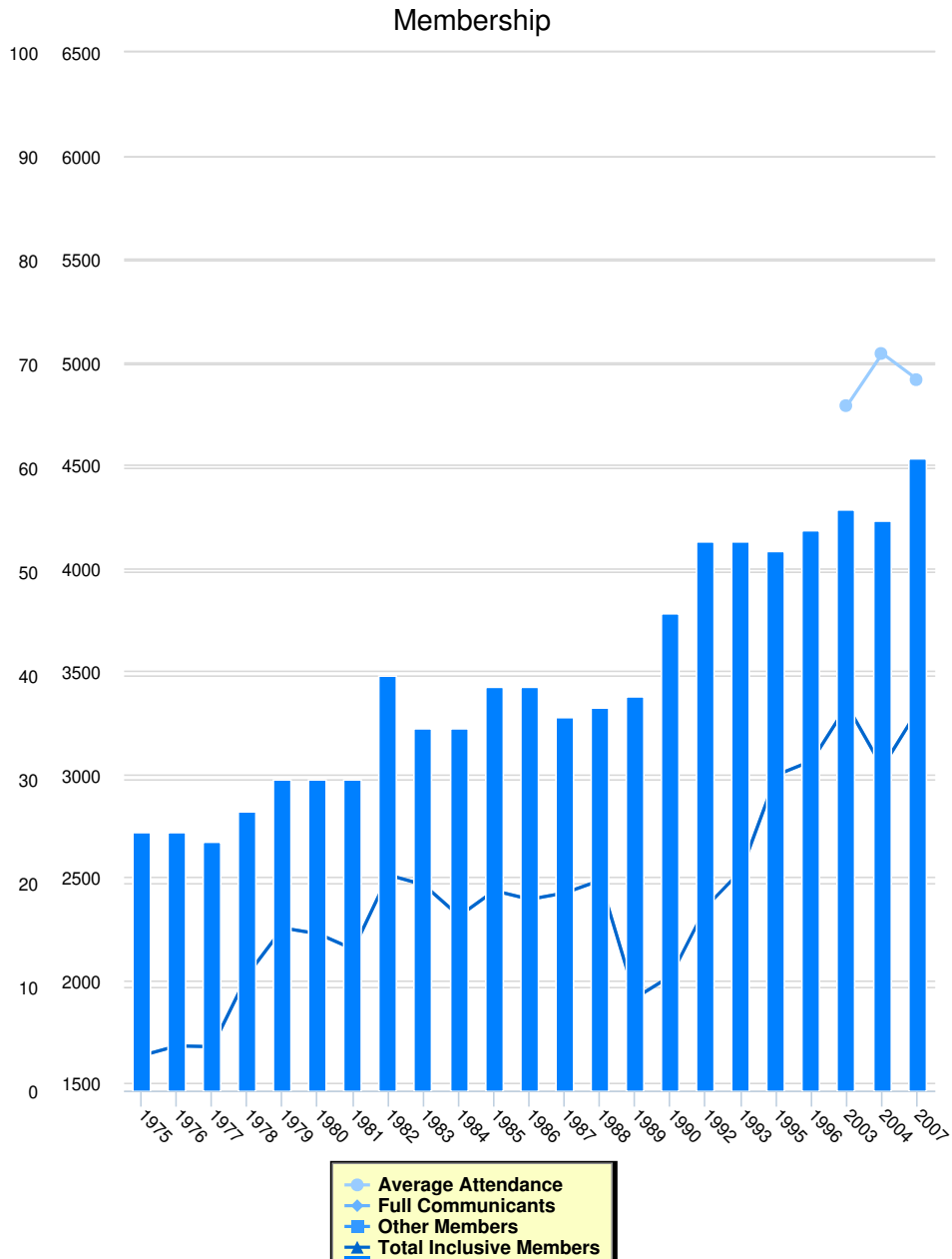
B307-2099 Lougheed Hwy
Port Coquitlam BC V3B 1A8
Canada
[604-941-8414](tel:604-941-8414)
info@foursquare.ca
[http://www.foursqua...](http://www.foursquare.ca)
[Christian Protestant TO BE
ALLOCATED](#)

Attesting Officer

TIMOTHY J. PETERSON
President
[\(604\)543-8414](tel:6045438414)
foursquare@foursquare.ca

The Western Canada District was formed in 1964 with the Rev. Roy Hicks as supervisor. Prior to 1964 it had been a part of the Northwest District of the International Church of the Foursquare Gospel with headquarters in Los Angeles, California.

A Provincial Society, the Church of the Foursquare Gospel of Western Canada, was formed in 1976; a Federal corporation, the Foursquare Gospel Church of Canada, was incorporated in 1981 and a national church formed. The provincial society was closed in 1994.



Instructions for the Chart and Legend

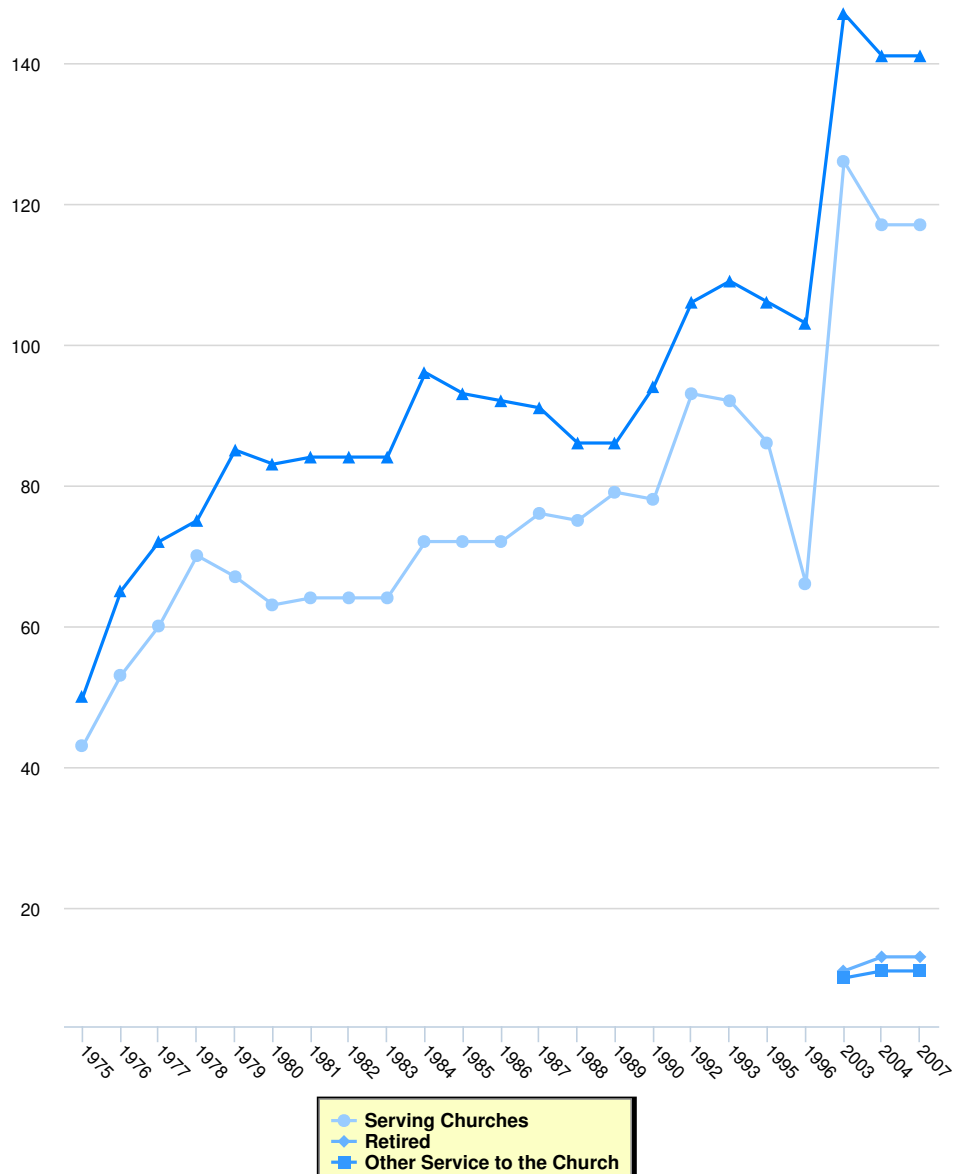
Simply click on the data set in the legend to make the values appear or disappear from the chart.

Membership

	Full Communicants	Average Attendance	Other Members	Total Inclusive Members	Total Churches	Membership Calculation Method
2007	3,307	4,912	0	3,307	61	
2004	3,031	5,039	0	3,031	55	
2003	3,332	4,786	0	3,332	56	
1996	3,063	0	0	3,063	54	
1995	2,994	0	0	2,994	52	
1993	2,531	0	0	2,531	53	
1992	0	0	0	2,354	53	
1990	2,019	0	0	2,019	46	
1989	1,913	0	0	1,913	38	
1988	2,483	0	0	2,483	37	

	Full Communicants	Average Attendance	Other Members	Total Inclusive Members	Total Churches	Membership Calculation Method
1987	2,422	0	0	2,422	36	
1986	2,391	0	0	2,391	39	
1985	2,433	0	0	2,433	39	
1984	2,310	0	0	2,310	35	
1983	2,461	0	0	2,461	35	
1982	2,509	0	0	2,509	40	
1981	2,149	0	0	2,149	30	
1980	2,224	0	0	2,224	30	
1979	2,252	0	0	2,252	30	
1978	2,025	0	0	2,025	27	
1977	1,676	0	0	1,676	24	
1976	1,680	0	0	1,680	25	
1975	1,633	0	0	1,633	25	

Clergy

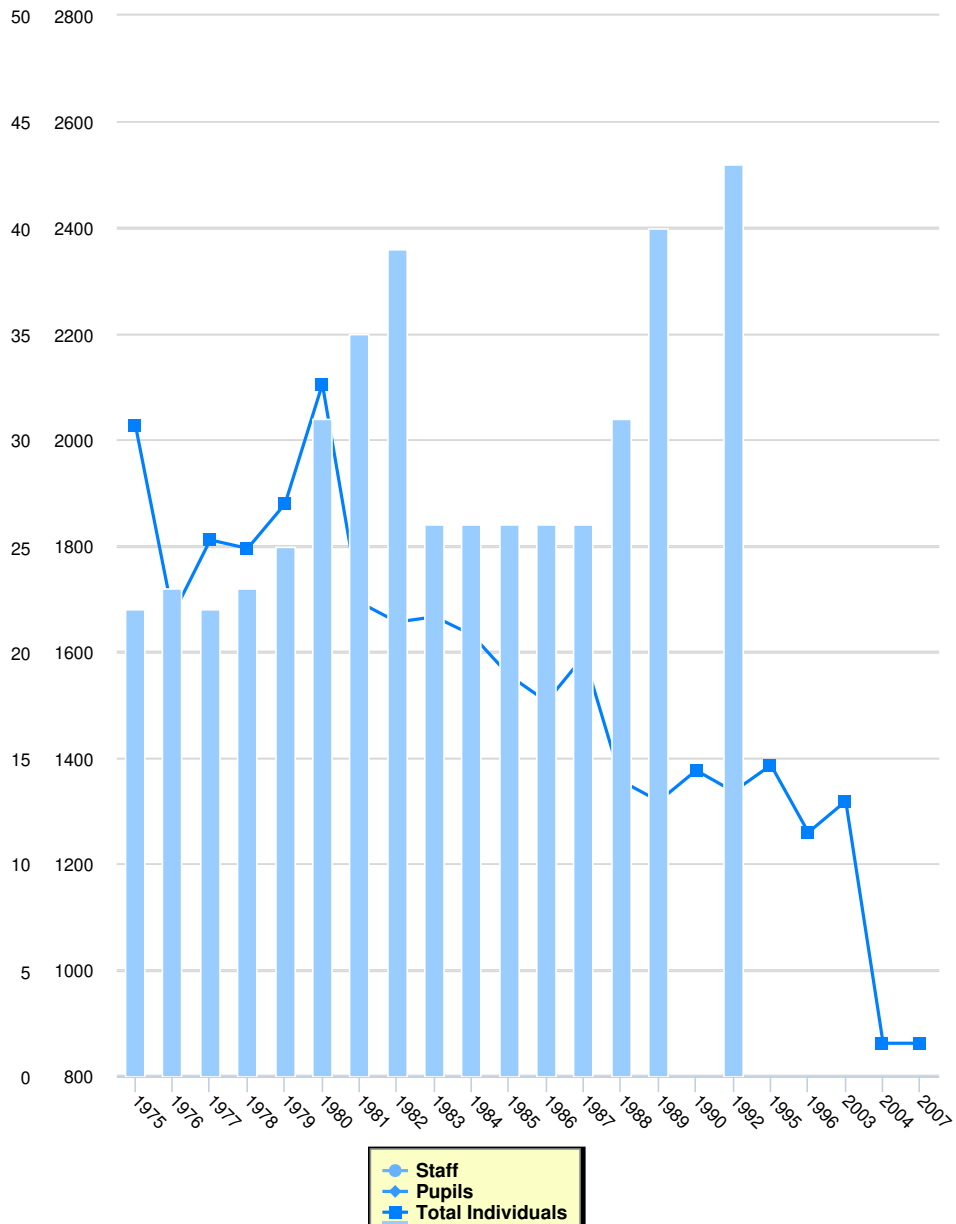


Clergy

	Serving Churches	Retired	Other Service to the Church	Total Clergy
2007	117	13	11	141
2004	117	13	11	141
2003	126	11	10	147
1996	66	0	0	103
1995	86	0	0	106
1993	92	0	0	109
1992	93	0	0	106
1990	78	0	0	94
1989	79	0	0	86
1988	75	0	0	86
1987	76	0	0	91
1986	72	0	0	92
1985	72	0	0	93
1984	72	0	0	96

	Serving Churches	Retired	Other Service to the Church	Total Clergy
1983	64	0	0	84
1982	64	0	0	84
1981	64	0	0	84
1980	63	0	0	83
1979	67	0	0	85
1978	70	0	0	75
1977	60	0	0	72
1976	53	0	0	65
1975	43	0	0	50

Education

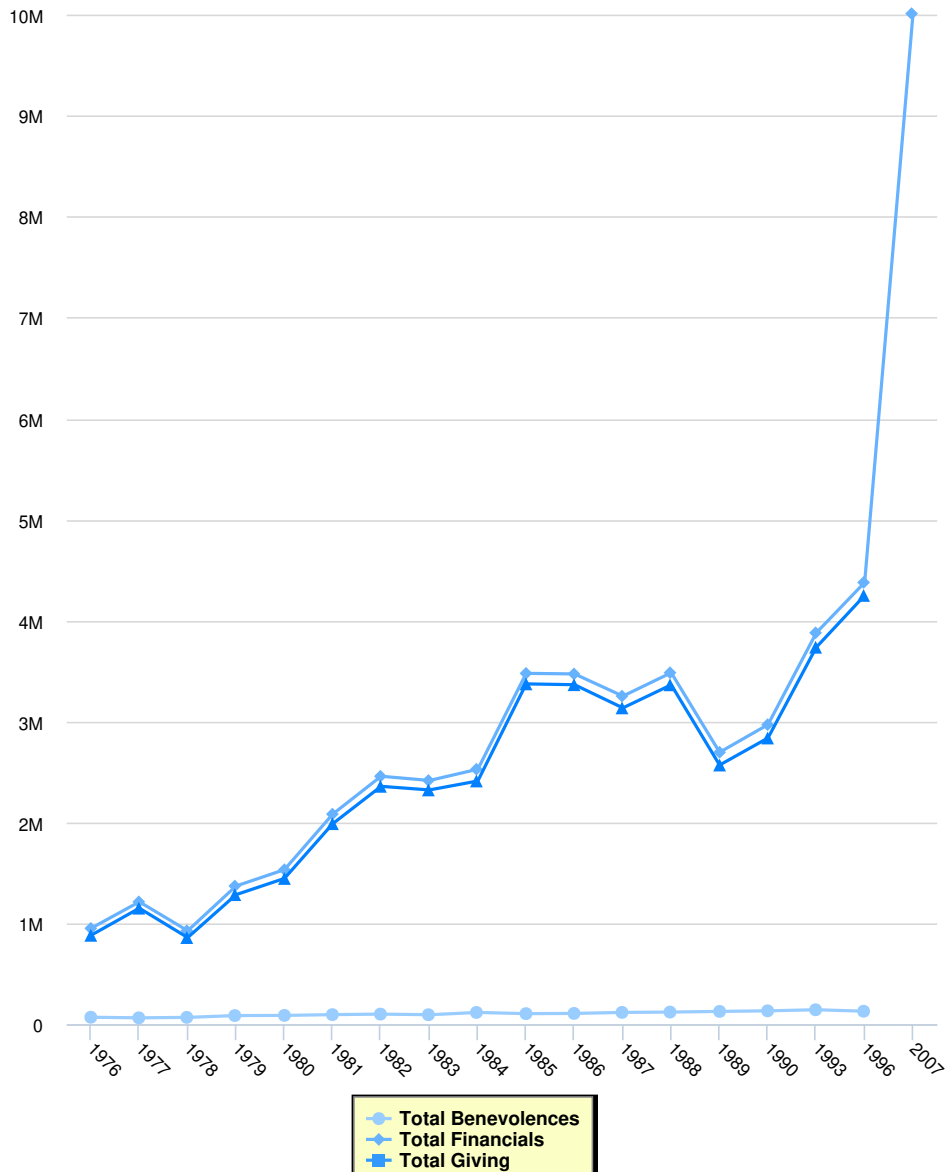


Education

	Total Schools	Staff	Pupils	Total Individuals
2007	0	0	0	860
2004	0	0	0	860
2003	0	0	0	1,317
1996	0	0	0	1,258
1995	0	0	0	1,385
1992	43	0	0	1,335
1990	0	0	0	1,375
1989	40	0	0	1,317
1988	31	0	0	1,355
1987	26	0	0	1,591
1986	26	0	0	1,505
1985	26	0	0	1,554
1984	26	0	0	1,631

	Total Schools	Staff	Pupils	Total Individuals
1983	26	0	0	1,665
1982	39	0	0	1,655
1981	35	0	0	1,692
1980	31	0	0	2,104
1979	25	0	0	1,878
1978	23	0	0	1,794
1977	22	0	0	1,810
1976	23	0	0	1,669
1975	22	0	0	2,026

Finance



Finance

	Total Benevolences	Total Financials	Total Giving	Local Expenses	Method
2007	\$0	\$10,013,506		\$0	
1996	\$128,472	\$4,376,923		\$4,248,451	
1993	\$143,191	\$3,878,296		\$3,735,105	
1990	\$132,483	\$2,968,100		\$2,835,618	
1989	\$126,640	\$2,694,402		\$2,567,762	
1988	\$120,184	\$3,482,849		\$3,362,665	
1987	\$116,878	\$3,250,950		\$3,134,072	
1986	\$106,771	\$3,470,632		\$3,363,861	
1985	\$104,507	\$3,476,456		\$3,371,949	
1984	\$116,505	\$2,526,500		\$2,409,995	
1983	\$93,714	\$2,414,875		\$2,321,161	
1982	\$100,035	\$2,456,988		\$2,356,953	
1981	\$94,801	\$2,081,611		\$1,986,810	

	Total Benevolences	Total Financials	Total Giving	Local Expenses	Method
1980	\$87,074	\$1,531,157		\$1,444,083	
1979	\$85,601	\$1,369,143		\$1,283,542	
1978	\$67,702	\$926,063		\$858,361	
1977	\$63,094	\$1,212,566		\$1,149,472	
1976	\$69,115	\$949,768		\$880,653	