



THE YEARBOOK

of American & Canadian Churches

ASSOCIATION OF STATISTICIANS OF AMERICAN RELIGIOUS BODIES

THE YEARBOOK OF AMERICAN & CANADIAN CHURCHES

Copyright © 2021 Association of Statisticians of American Religious Bodies All rights reserved.

No part of this book may be reproduced in any manner whatsoever without written permission of the publisher except in brief quotations embodied in critical articles or reviews. For more information, contact the Association of of Statisticians of American Religious Bodies

ABOUT THE YEARBOOK

The Yearbook of American & Canadian Churches has served as the definitive handbook of North American denominations since 1916. Over our 100 year history, The Yearbook has remained an authoritative source for the most accurate and complete compilation of statistical data for North American religious bodies. Now an interactive online application, The Yearbook continues to catalog census information for *** denominational religious bodies. As of 2020, the Yearbook represents ***,*** faithful members, ***,*** clergy, ***,*** congregations, **,*** educational bodies, and more than \$***,***,***,***.** in total financial commitment.

Each listing contains a brief paragraph about the religious body, contact information for the group, and informative graphs detailing current and historical statistical data. Previously stewarded by the National Council of Churches, The Yearbook is overseen by the Association of Statisticians of American Religious Bodies (ASARB). in partnership with The National Council of Churches and Lake Institute on Faith and Giving. We invite you to join our effort by adding data for your religious group, becoming an ASARB member or making a contribution to our cause.

Visit us online at www.asarb.org.

OUR PARTNERS



CANADIAN BAPTISTS OF ATLANTIC CANADA



Headquarters

1655 Manawagonish Rd
Saint John NB E2M 3Y2
Canada
(506) 635-1922
cbac@baptist-atlantic.ca
<https://baptist-atl...>
[Christian Protestant TO BE
ALLOCATED](#)

Attesting Officer

ANDREW MYERS
Communications Manager
(506) 635-1922 ext. 105
andrew.myers@baptist-atlantic.ca

Media Contact

ANDREW MYERS
Communications Manager
(506) 635-1922 ext. 105
andrew.myers@baptist-atlantic.ca

The Canadian Baptists of Atlantic Canada is the largest Baptist denomination in Canada. Through the Canadian Baptist Ministries, it is a member of the Baptist World Alliance.

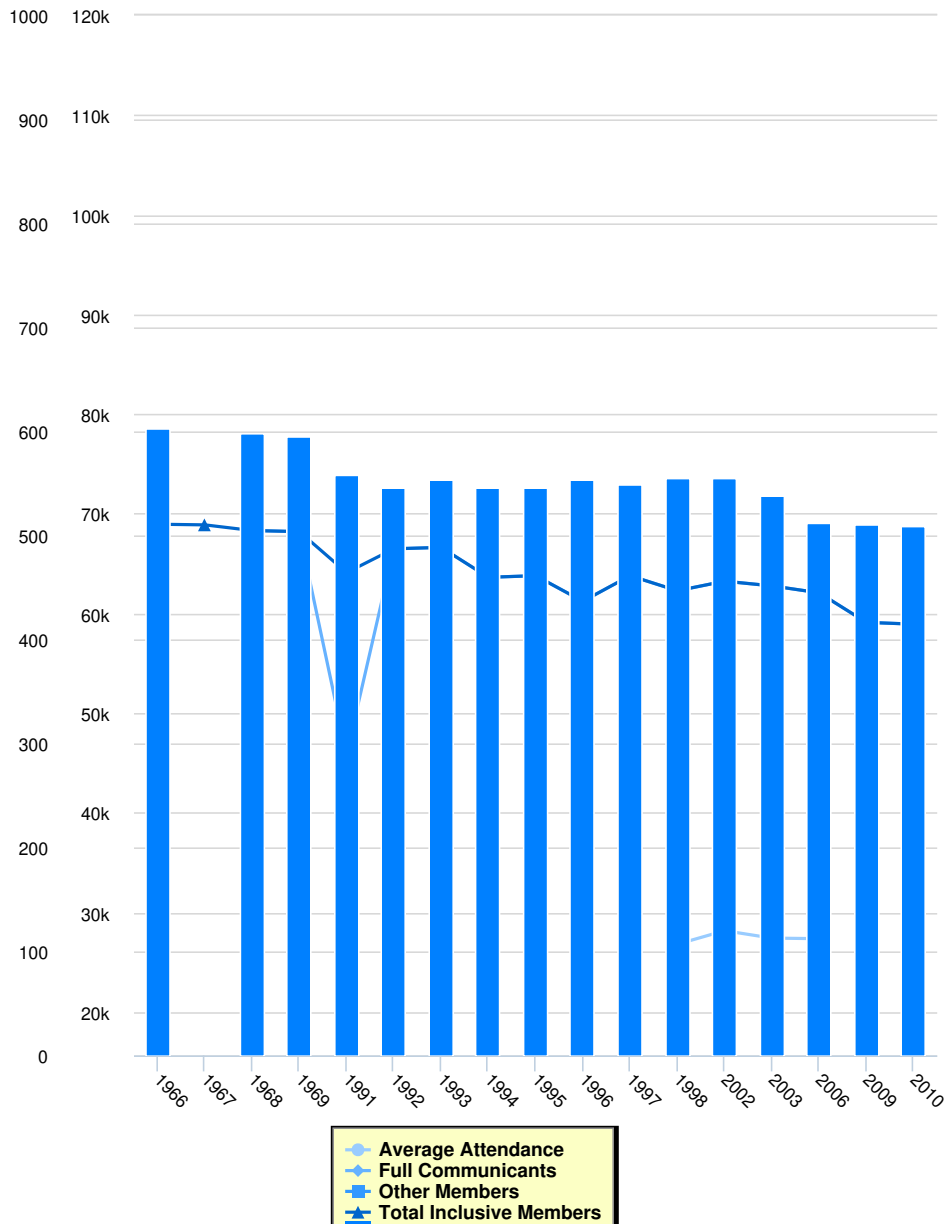
In 1763 two Baptist churches were organized in Atlantic Canada, one in Sackville, New Brunswick and the other in Wolfville, Nova Scotia. Although both these churches experienced crises and lost continuity, they recovered and stand today as the beginning of organized Baptist work in Canada.

Nine Baptist churches met in Lower Granville, Nova Scotia in 1800 and formed the first Baptist Association in Canada. By 1846 the Maritime Baptist Convention was organized, consisting of 169 churches. Three streams of Baptist life merged in 1905 to form the United Baptist Convention. This is how the term "United Baptist" was derived. Today there are 455+ churches within 20 associations across the Convention.

The CBAC has two educational institutions: Crandall University in Moncton, New Brunswick, a Christian Liberal Arts University; and Acadia Divinity College in Wolfville, Nova Scotia, a Graduate School of Theology. The CBAC engages in world mission through Canadian Baptist Ministries, the all-Canada mission agency. In addition to an active program of new congregations, congregational renewal, & leadership development, the CBAC operates senior citizen complexes and a Foundation that exists for Baptists to invest in the work and ministry of our churches (savings accounts, loans for churches).

Nationally, we partner with other Canadian Baptist denominations - Union d'Églises Baptistes Francophones du Canada (<http://www.unionbaptiste.com>), Canadian Baptists of Ontario & Quebec (<http://www.baptist.ca>) and the Canadian Baptists of Western Canada (<http://www.cbwc.ca>).

Membership



Instructions for the Chart and Legend

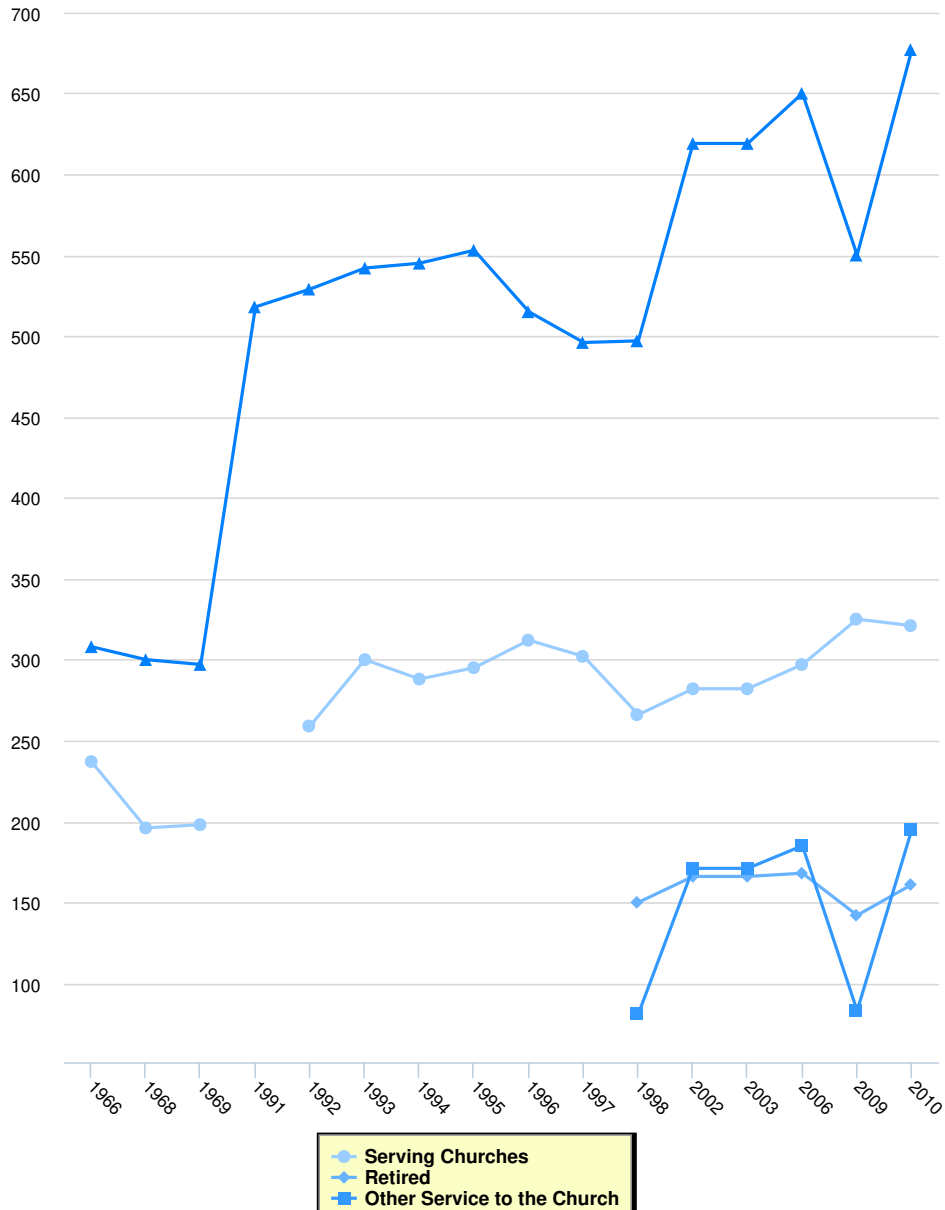
Simply click on the data set in the legend to make the values appear or disappear from the chart.

Membership

	Full Communicants	Average Attendance	Other Members	Total Inclusive Members	Total Churches	Membership Calculation Method
2010	58,924	0	0	58,924	510	
2009	59,105	0	0	59,105	511	
2006	62,070	27,369	0	62,070	512	
2003	62,766	27,427	0	62,766	539	
2002	63,236	28,172	0	63,236	556	
1998	62,276	26,812	0	62,276	555	
1997	63,787	0	0	63,787	550	
1996	61,220	0	0	61,220	554	
1995	63,788	0	0	63,788	546	
1994	63,625	0	0	63,625	546	

	Full Communicants	Average Attendance	Other Members	Total Inclusive Members	Total Churches	Membership Calculation Method
1993	66,625	0	0	66,625	554	
1992	66,484	0	0	66,484	546	
1991	45,897	0	18,196	64,093	558	
1969	68,208	0	0	68,208	596	
1968	68,318	0	0	68,318	598	
1967	0	0	0	68,885	0	
1966	68,951	0	0	68,951	603	

Clergy

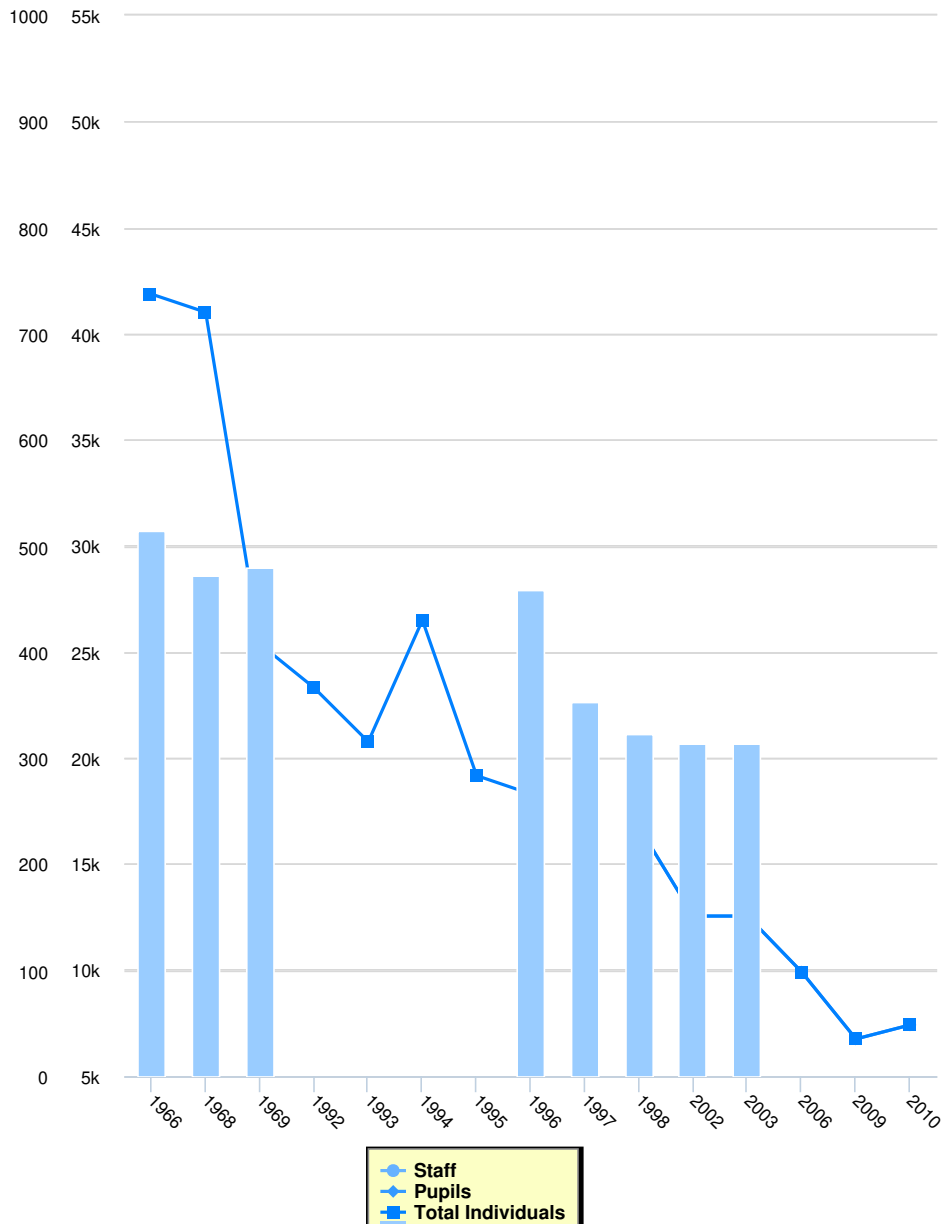


Clergy

	Serving Churches	Retired	Other Service to the Church	Total Clergy
2010	321	161	195	677
2009	325	142	83	550
2006	297	168	185	650
2003	282	166	171	619
2002	282	166	171	619
1998	266	150	81	497
1997	302	0	0	496
1996	312	0	0	515
1995	295	0	0	553
1994	288	0	0	545
1993	300	0	0	542
1992	259	0	0	529
1991	0	0	0	518
1969	198	0	0	297

	Serving Churches	Retired	Other Service to the Church	Total Clergy
1968	196	0	0	300
1966	237	0	0	308

Education

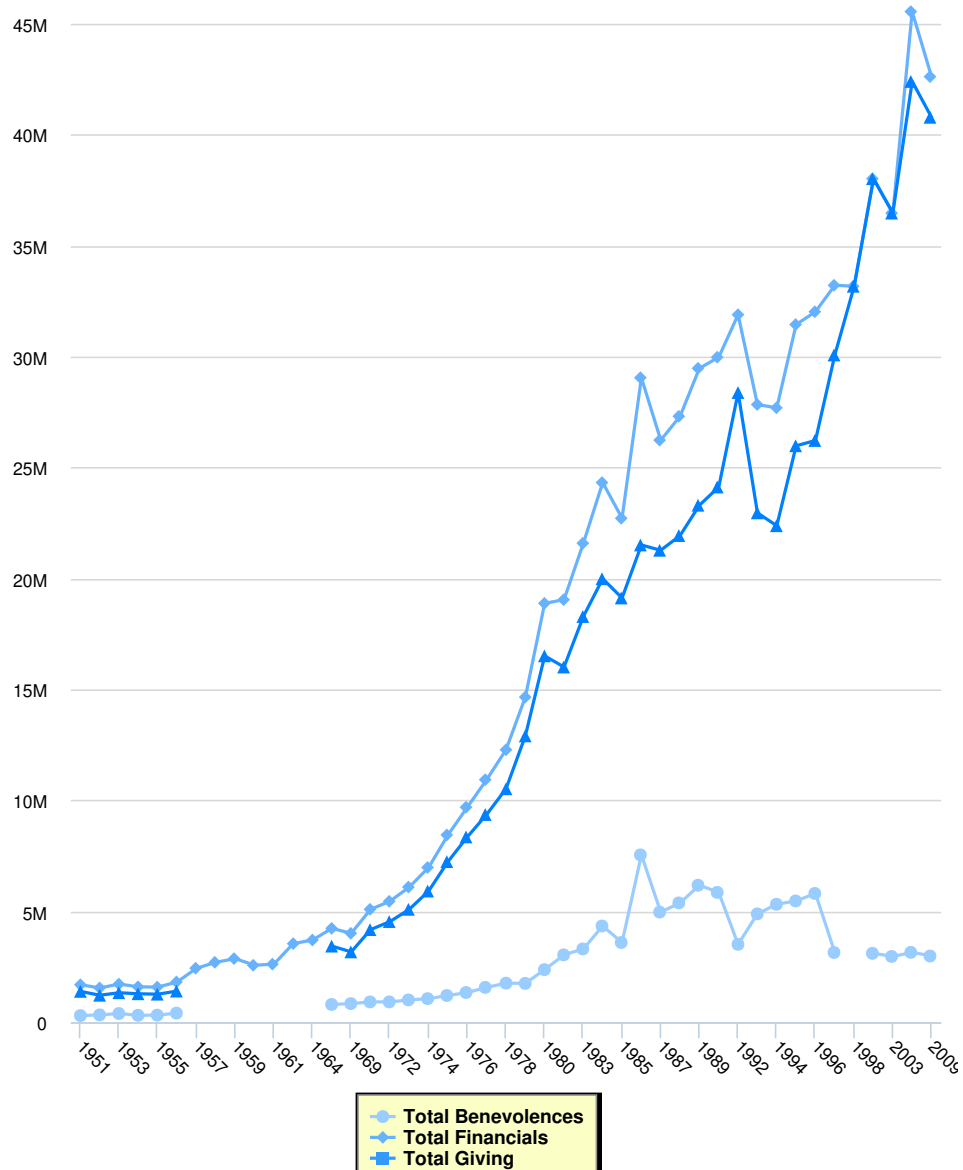


Education

	Total Schools	Staff	Pupils	Total Individuals
2010	0	0	7,382	7,382
2009	0	0	6,721	6,721
2006	0	0	9,878	9,878
2003	314	0	12,518	12,518
2002	314	0	12,518	12,518
1998	323	0	16,708	16,708
1997	353	0	0	0
1996	459	0	0	18,277
1995	0	0	0	19,143
1994	0	0	0	26,475
1993	0	0	0	20,740
1992	0	0	0	23,288
1969	480	0	0	25,353

	Total Schools	Staff	Pupils	Total Individuals
1968	472	0	0	40,999
1966	515	0	0	41,854

Finance



Finance

	Total Benevolences	Total Financials	Total Giving	Local Expenses	Method
2009	\$2,981,733	\$42,606,361		\$40,774,777	
2006	\$3,148,226	\$45,537,677		\$42,389,451	
2003	\$2,962,889	\$36,457,660		\$36,457,660	
2002	\$3,104,044	\$38,007,921		\$38,007,921	
1998	\$0	\$33,161,631		\$33,161,631	
1997	\$3,142,001	\$33,207,092		\$30,065,091	
1996	\$5,801,214	\$32,013,391		\$26,212,177	
1995	\$5,464,518	\$31,437,095		\$25,972,577	
1994	\$5,314,162	\$27,684,150		\$22,369,988	
1993	\$4,881,751	\$27,831,734		\$22,949,983	
1992	\$3,508,834	\$31,880,449		\$28,371,615	
1990	\$5,848,673	\$29,965,013		\$24,116,340	
1989	\$6,171,507	\$29,466,338		\$23,294,831	

	Total Benevolences	Total Financials	Total Giving	Local Expenses	Method
1988	\$5,375,819	\$27,302,943		\$21,927,124	
1987	\$4,961,925	\$26,226,390		\$21,264,465	
1986	\$7,538,055	\$29,040,438		\$21,502,383	
1985	\$3,591,328	\$22,706,878		\$19,115,550	
1984	\$4,335,111	\$24,316,068		\$19,980,957	
1983	\$3,302,040	\$21,582,542		\$18,280,502	
1982	\$3,034,519	\$19,038,152		\$16,003,633	
1980	\$2,368,328	\$18,874,578		\$16,506,250	
1979	\$1,749,463	\$14,649,256		\$12,899,793	
1978	\$1,759,741	\$12,276,468		\$10,516,727	
1977	\$1,568,529	\$10,926,810		\$9,358,281	
1976	\$1,337,596	\$9,686,786		\$8,349,190	
1975	\$1,203,545	\$8,438,595		\$7,235,050	
1974	\$1,062,592	\$6,971,797		\$5,909,205	
1973	\$1,004,399	\$6,089,814		\$5,085,415	
1972	\$914,208	\$5,448,513		\$4,534,305	
1971	\$914,574	\$5,087,612		\$4,173,038	
1969	\$837,945	\$4,005,526		\$3,167,581	
1968	\$799,315	\$4,228,466		\$3,429,151	
1964	\$0	\$3,702,718		\$0	
1962	\$0	\$3,539,775		\$0	
1961	\$0	\$2,617,072		\$0	
1960	\$0	\$2,566,295		\$0	
1959	\$0	\$2,865,740		\$0	
1958	\$0	\$2,699,855		\$0	
1957	\$0	\$2,431,980		\$0	
1956	\$409,748	\$1,812,295		\$1,402,547	
1955	\$319,734	\$1,582,771		\$1,263,037	
1954	\$311,960	\$1,593,356		\$1,281,396	
1953	\$392,010	\$1,718,727		\$1,326,717	
1952	\$329,774	\$1,544,987		\$1,215,213	
1951	\$298,867	\$1,687,498		\$1,388,631	