



THE YEARBOOK

of American & Canadian Churches

ASSOCIATION OF STATISTICIANS OF AMERICAN RELIGIOUS BODIES

THE YEARBOOK OF AMERICAN & CANADIAN CHURCHES

Copyright © 2020 Association of Statisticians of American Religious Bodies All rights reserved.

No part of this book may be reproduced in any manner whatsoever without written permission of the publisher except in brief quotations embodied in critical articles or reviews. For more information, contact the Association of of Statisticians of American Religious Bodies

ABOUT THE YEARBOOK

The Yearbook of American & Canadian Churches has served as the definitive handbook of North American denominations since 1916. Over our 100 year history, The Yearbook has remained an authoritative source for the most accurate and complete compilation of statistical data for North American religious bodies. Now an interactive online application, The Yearbook continues to catalog census information for *** denominational religious bodies. As of 2020, the Yearbook represents ***,*** faithful members, ***,*** clergy, ***,*** congregations, **,*** educational bodies, and more than \$***,***,***,***.** in total financial commitment.

Each listing contains a brief paragraph about the religious body, contact information for the group, and informative graphs detailing current and historical statistical data. Previously stewarded by the National Council of Churches, The Yearbook is overseen by the Association of Statisticians of American Religious Bodies (ASARB). in partnership with The National Council of Churches and Lake Institute on Faith and Giving. We invite you to join our effort by adding data for your religious group, becoming an ASARB member or making a contribution to our cause.

Visit us online at www.asarb.org.

OUR PARTNERS



THE PENTECOSTAL ASSEMBLIES OF CANADA



Headquarters

2450 Milltower Court
Mississauga ON L5N 5Z6
Canada
[\(905\)542-7400](tel:(905)542-7400)
info@paoc.org
<https://paoc.org/>
[Christian Protestant TO BE
ALLOCATED](#)

Attesting Officer

THE REV. DAVID E
HAZZARD
Assistant Superintendent for
Fellowship Services
[\(905\)542-7400 x.3240](tel:(905)542-7400x3240)
dhazard@paoc.org

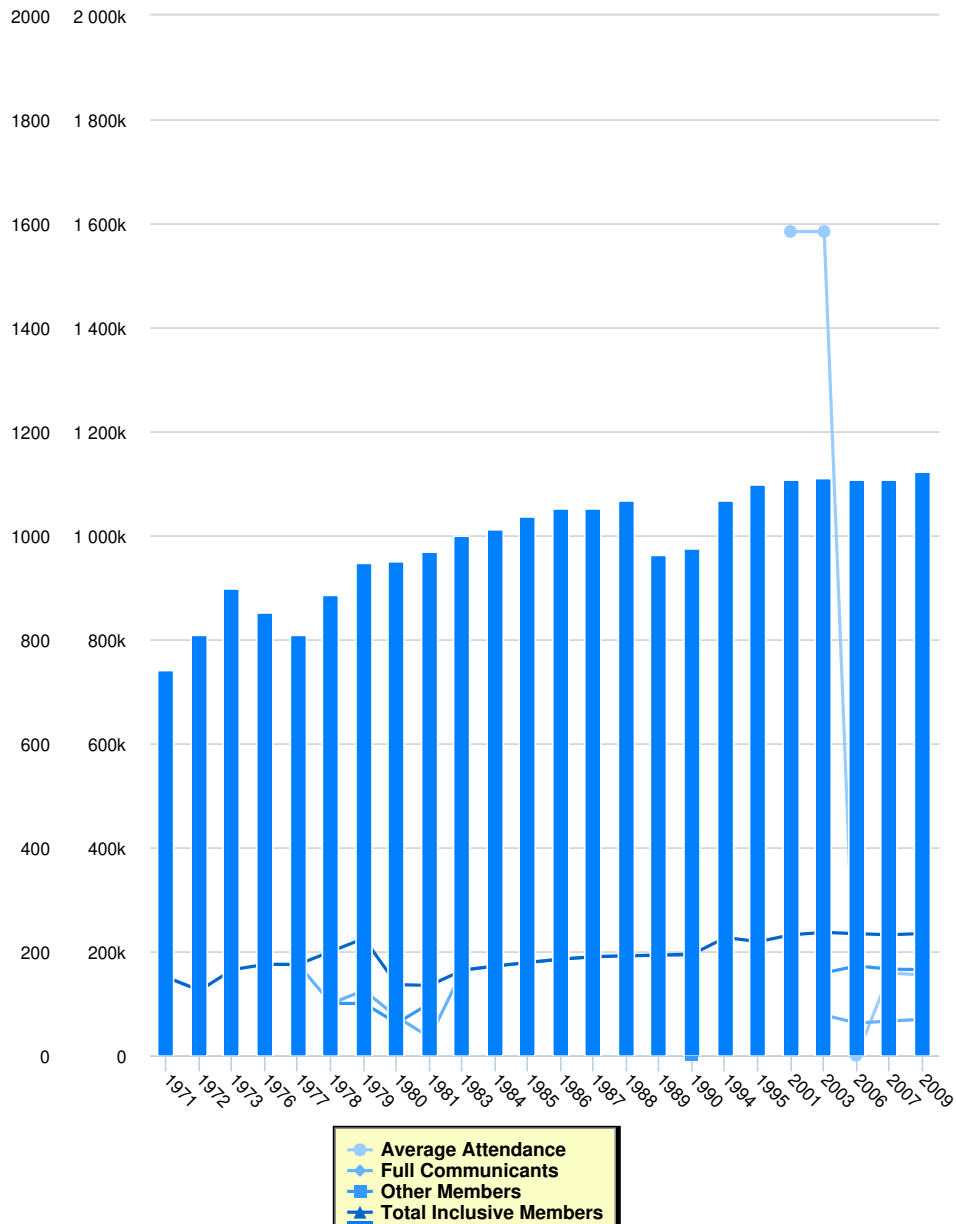
This body is incorporated under the Dominion Charter of 1919 and is also recognized in the Province of Quebec as an ecclesiastical corporation. Its beginnings are to be found in the revivals at the turn of the century, and most of the first Canadian Pentecostal leaders came from a religious background rooted in the Holiness movements.

The original incorporation of 1919 was implemented among churches of eastern Canada only. In the same year, a conference was called in Moose Jaw, Saskatchewan, to which the late Rev. J. M. Welch, general superintendent of the then-organized Assemblies of God in the U.S., was invited. The churches of Manitoba and Saskatchewan were organized as the Western District Council of the Assemblies of God. They were joined later by Alberta and British Columbia. In 1921, a conference was held in Montreal, to which the general chairman of the Assemblies of God was invited. Eastern Canada also became a district of the Assemblies of God, joining Eastern and Western Canada as two districts in a single organizational union.

In 1920, at Kitchener, Ontario, eastern and western churches agreed to dissolve the Canadian District of the Assemblies of God and unite under the name The Pentecostal Assemblies of Canada.

Today the Pentecostal Assemblies of Canada operates throughout the nation and in about 30 countries around the world. Religious services are conducted in more than 25 different languages in the 1,100 local churches in Canada. Members and adherents number about 230,000. The number of local churches includes approximately 100 Native congregations.

Membership



Instructions for the Chart and Legend

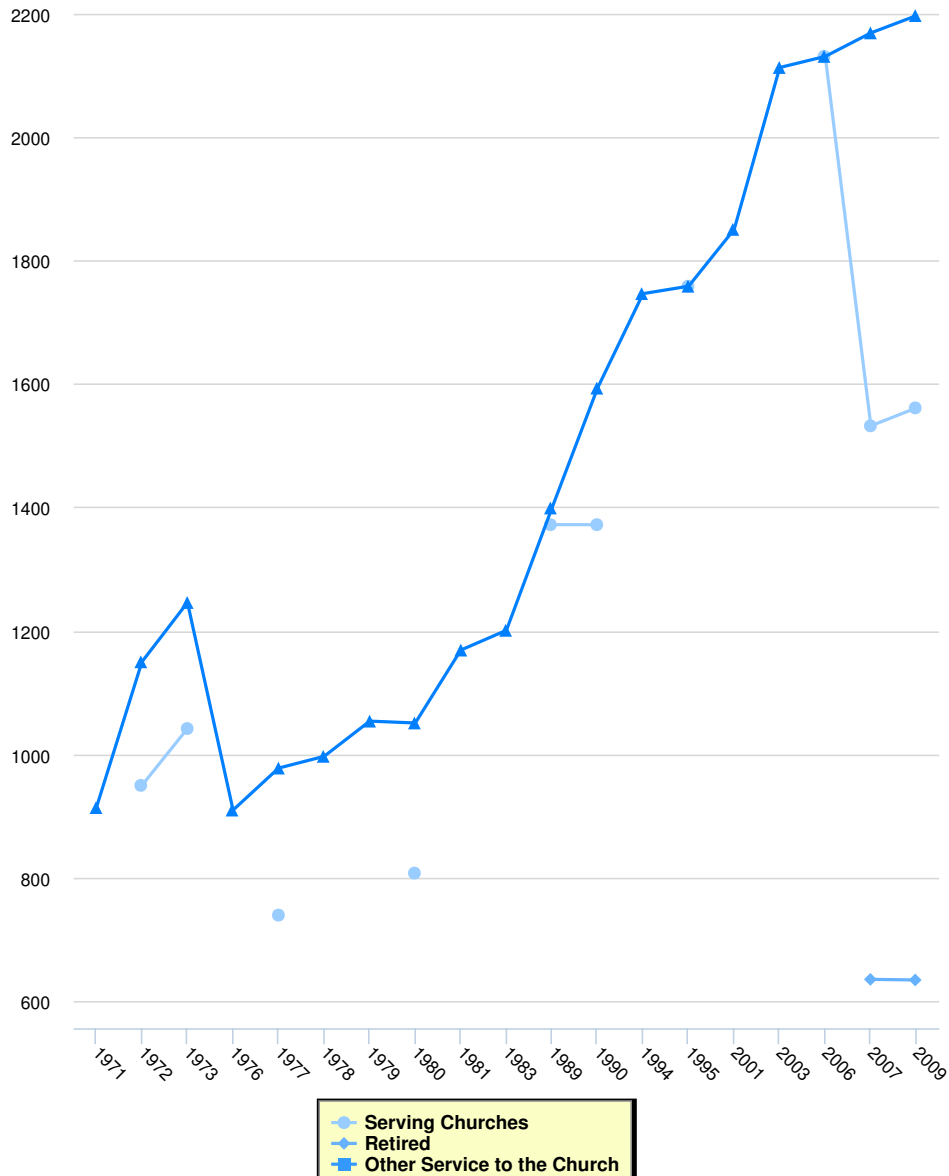
Simply click on the data set in the legend to make the values appear or disappear from the chart.

Membership

| | Full Communicants | Average Attendance | Other Members | Total Inclusive Members | Total Churches | Membership Calculation Method |
|------|-------------------|--------------------|---------------|-------------------------|----------------|-------------------------------|
| 2009 | 69,397 | 154,630 | 164,988 | 234,385 | 1,124 | |
| 2007 | 66,213 | 158,376 | 165,787 | 232,000 | 1,108 | |
| 2006 | 62,062 | 269 | 171,978 | 234,040 | 1,108 | |
| 2003 | 77,736 | 1,584,444 | 158,843 | 236,579 | 1,111 | |
| 2001 | 0 | 1,584,444 | 0 | 232,000 | 1,108 | |
| 1995 | 0 | 0 | 0 | 218,782 | 1,100 | |
| 1994 | 0 | 0 | 0 | 226,678 | 1,068 | |
| 1990 | 192,706 | 0 | 2,266 | 194,972 | 976 | |
| 1989 | 192,706 | 0 | 0 | 192,706 | 962 | |
| 1988 | 191,607 | 0 | 0 | 191,607 | 1,068 | |

| | Full Communicants | Average Attendance | Other Members | Total Inclusive Members | Total Churches | Membership Calculation Method |
|------|--------------------------|---------------------------|----------------------|--------------------------------|-----------------------|--------------------------------------|
| 1987 | 189,753 | 0 | 0 | 189,753 | 1,052 | |
| 1986 | 185,208 | 0 | 0 | 185,208 | 1,052 | |
| 1985 | 178,743 | 0 | 0 | 178,743 | 1,036 | |
| 1984 | 171,950 | 0 | 0 | 171,950 | 1,013 | |
| 1983 | 163,892 | 0 | 0 | 163,892 | 999 | |
| 1981 | 34,662 | 0 | 100,000 | 134,662 | 969 | |
| 1980 | 74,000 | 0 | 62,000 | 136,000 | 950 | |
| 1979 | 125,000 | 0 | 100,000 | 225,000 | 949 | |
| 1978 | 100,000 | 0 | 100,000 | 200,000 | 886 | |
| 1977 | 175,000 | 0 | 0 | 175,000 | 810 | |
| 1976 | 175,000 | 0 | 0 | 175,000 | 851 | |
| 1973 | 0 | 0 | 0 | 165,000 | 900 | |
| 1972 | 125,000 | 0 | 0 | 125,000 | 810 | |
| 1971 | 150,000 | 0 | 0 | 150,000 | 743 | |

Clergy

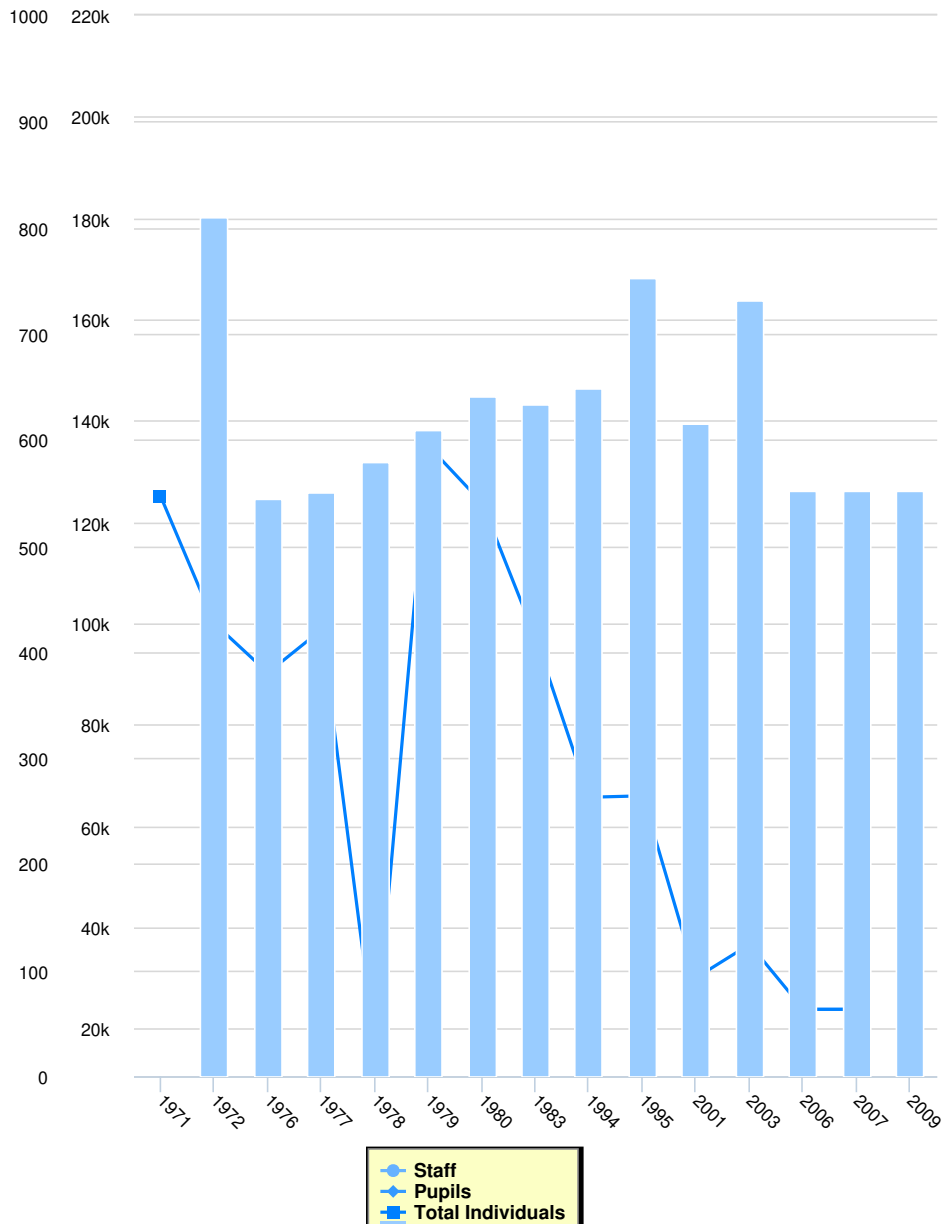


Clergy

| | Serving Churches | Retired | Other Service to the Church | Total Clergy |
|------|------------------|---------|-----------------------------|--------------|
| 2009 | 1,561 | 635 | 0 | 2,196 |
| 2007 | 1,532 | 636 | 0 | 2,168 |
| 2006 | 2,130 | 0 | 0 | 2,130 |
| 2003 | 0 | 0 | 0 | 2,112 |
| 2001 | 0 | 0 | 0 | 1,850 |
| 1995 | 1,758 | 0 | 0 | 1,758 |
| 1994 | 0 | 0 | 0 | 1,746 |
| 1990 | 1,372 | 0 | 0 | 1,593 |
| 1989 | 1,372 | 0 | 0 | 1,399 |
| 1983 | 0 | 0 | 0 | 1,201 |
| 1981 | 0 | 0 | 0 | 1,169 |
| 1980 | 808 | 0 | 0 | 1,051 |
| 1979 | 0 | 0 | 0 | 1,054 |
| 1978 | 0 | 0 | 0 | 997 |

| | Serving Churches | Retired | Other Service to the Church | Total Clergy |
|------|-------------------------|----------------|------------------------------------|---------------------|
| 1977 | 740 | 0 | 0 | 978 |
| 1976 | 0 | 0 | 0 | 910 |
| 1973 | 1,042 | 0 | 0 | 1,246 |
| 1972 | 950 | 0 | 0 | 1,150 |
| 1971 | 0 | 0 | 0 | 914 |

Education

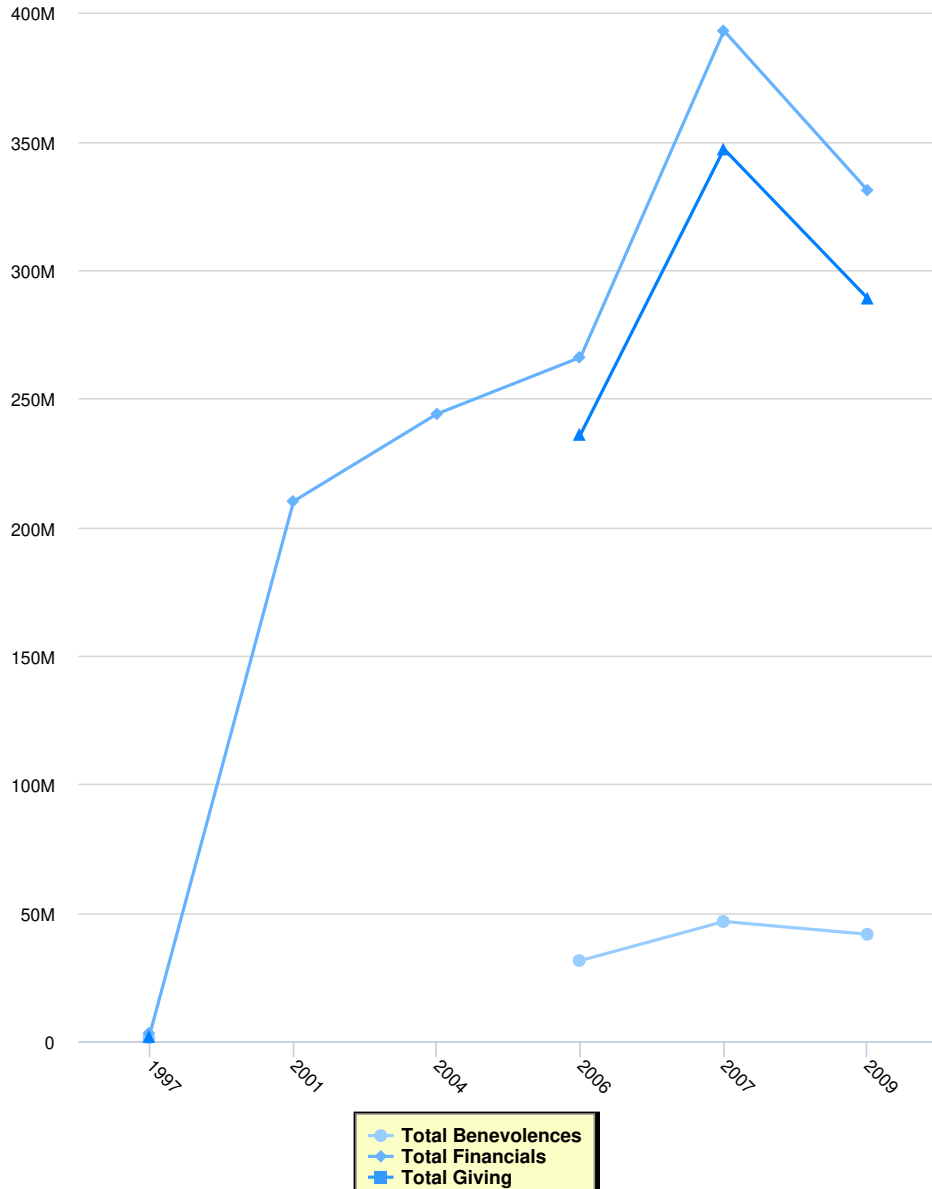


Education

| | Total Schools | Staff | Pupils | Total Individuals |
|------|---------------|-------|--------|-------------------|
| 2009 | 552 | 0 | 0 | 0 |
| 2007 | 552 | 0 | 23,777 | 23,777 |
| 2006 | 552 | 0 | 23,777 | 23,777 |
| 2003 | 731 | 0 | 0 | 36,623 |
| 2001 | 616 | 0 | 0 | 30,044 |
| 1995 | 753 | 0 | 0 | 65,928 |
| 1994 | 648 | 0 | 0 | 65,645 |
| 1983 | 634 | 0 | 0 | 97,088 |
| 1980 | 641 | 0 | 0 | 123,760 |
| 1979 | 609 | 0 | 0 | 135,000 |
| 1978 | 579 | 0 | 0 | 16,500 |
| 1977 | 550 | 0 | 0 | 98,715 |
| 1976 | 544 | 0 | 0 | 90,213 |

| | Total Schools | Staff | Pupils | Total Individuals |
|------|----------------------|--------------|---------------|--------------------------|
| 1972 | 810 | 0 | 0 | 100,000 |
| 1971 | 0 | 0 | 0 | 125,000 |

Finance



Finance

| | Total Benevolences | Total Financials | Total Giving | Local Expenses | Method |
|------|---------------------------|-------------------------|---------------------|-----------------------|---------------|
| 2009 | \$41,590,746 | \$331,000,000 | | \$289,000,000 | |
| 2007 | \$46,562,443 | \$393,000,000 | | \$347,000,000 | |
| 2006 | \$31,365,904 | \$266,000,000 | | \$236,000,000 | |
| 2004 | \$0 | \$244,000,000 | | \$0 | |
| 2001 | \$0 | \$210,000,000 | | \$0 | |
| 1997 | \$1,308,151 | \$3,143,197 | | \$1,835,046 | |