



THE YEARBOOK

of American & Canadian Churches

ASSOCIATION OF STATISTICIANS OF AMERICAN RELIGIOUS BODIES

THE YEARBOOK OF AMERICAN & CANADIAN CHURCHES

Copyright © 2020 Association of Statisticians of American Religious Bodies All rights reserved.

No part of this book may be reproduced in any manner whatsoever without written permission of the publisher except in brief quotations embodied in critical articles or reviews. For more information, contact the Association of of Statisticians of American Religious Bodies

ABOUT THE YEARBOOK

The Yearbook of American & Canadian Churches has served as the definitive handbook of North American denominations since 1916. Over our 100 year history, The Yearbook has remained an authoritative source for the most accurate and complete compilation of statistical data for North American religious bodies. Now an interactive online application, The Yearbook continues to catalog census information for *** denominational religious bodies. As of 2020, the Yearbook represents ***,*** faithful members, ***,*** clergy, ***,*** congregations, **,*** educational bodies, and more than \$***,***,***,***.** in total financial commitment.

Each listing contains a brief paragraph about the religious body, contact information for the group, and informative graphs detailing current and historical statistical data. Previously stewarded by the National Council of Churches, The Yearbook is overseen by the Association of Statisticians of American Religious Bodies (ASARB). in partnership with The National Council of Churches and Lake Institute on Faith and Giving. We invite you to join our effort by adding data for your religious group, becoming an ASARB member or making a contribution to our cause.

Visit us online at www.asarb.org.

OUR PARTNERS



APOSTOLIC CHRISTIAN CHURCHES OF AMERICA



Headquarters

3420 N. Sheridan Rd.
Peoria, IL 61604
United States
acendowment@gmail.com
<https://www.apostol...>
[Christian Protestant TO BE
ALLOCATED](#)

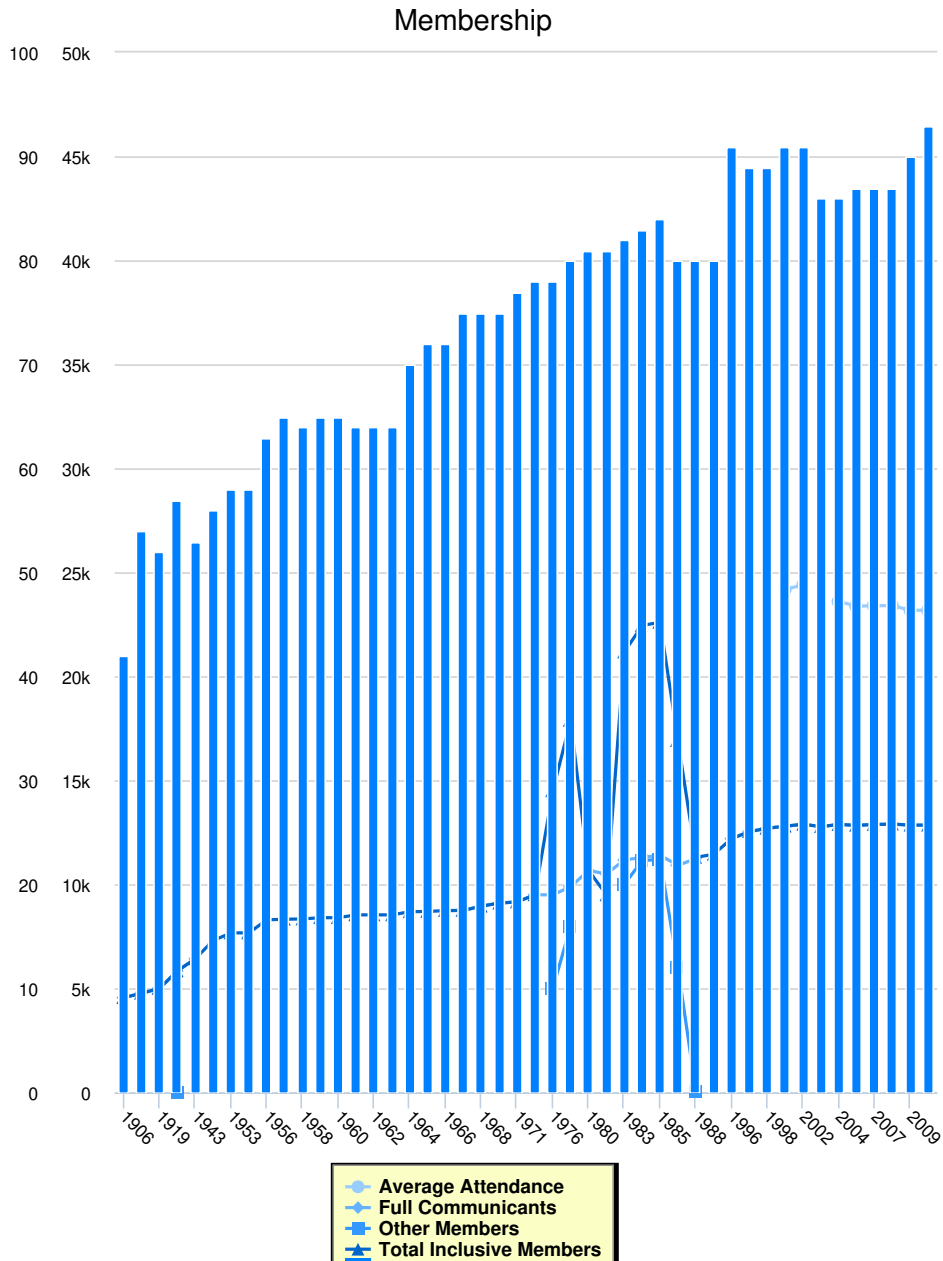
Attesting Officer

ELDER WILLIAM R.
SCHLATTER
Secretary- National
Corporation
[\(419\)393-2621](tel:(419)393-2621)
wrschlatter@juno.com

Media Contact

SECRETARY., WILLIAM R.
SCHLATTER

The Apostolic Christian Churches of America was founded in the early 1830s in Switzerland by Samuel Froehlich, a young divinity student who had experienced a religious conversion based on the pattern found in the New Testament. The church, known then as Evangelical Baptist, spread to surrounding countries. A Froehlich associate, Elder Benedict Weyeneth, established the church's first American congregation in 1847 in upstate New York. In America, where the highest concentration today is in the Midwest farm belt, the church became known as Apostolic Christian. Church doctrine is based on a literal interpretation of the Bible, the infallible Word of God. The church believes that a true faith in Christ's redemptive work at Calvary is manifested by a sincere repentance and conversion. Members strive for sanctification and separation from worldliness as a consequence of salvation, not as a means to obtain it. Security in Christ is believed to be conditional based on faithfulness. Uniform observance of scriptural standards of holiness are stressed. Holy Communion is confined to members of the church. Male members are willing to serve in the military, but do not bear arms. The holy kiss is practiced and women wear head coverings during prayer and worship. Doctrinal authority rests with a council of elders, each of whom serves as a local elder (bishop). Both elders and ministers are chosen from local congregations, do not attend seminary and serve without compensation. Sermons are delivered extemporaneously as led by the Holy Spirit, using the Bible as a text.



Instructions for the Chart and Legend

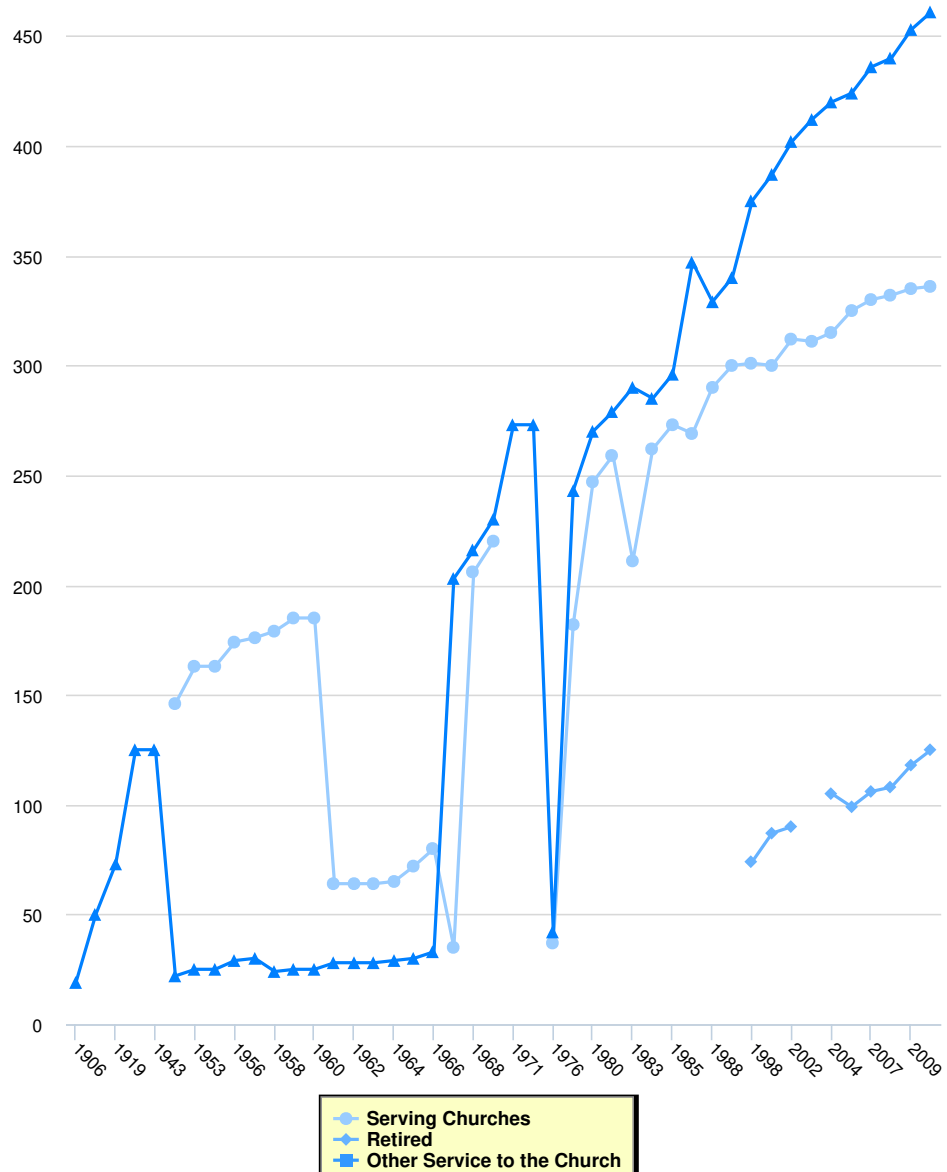
Simply click on the data set in the legend to make the values appear or disappear from the chart.

Membership

	Full Communicants	Average Attendance	Other Members	Total Inclusive Members	Total Churches	Membership Calculation Method
2010	12,850	23,180	0	12,850	93	
2009	12,850	23,180	0	12,850	90	
2008	12,900	23,400	0	12,900	87	
2007	12,880	23,400	0	12,880	87	
2006	12,840	23,375	0	12,840	87	
2004	12,880	23,600	0	12,880	86	
2003	12,780	0	0	12,780	86	
2002	12,890	24,400	0	12,890	91	
1999	12,800	24,180	0	12,800	91	
1998	12,700	0	0	12,700	89	

	Full Communicants	Average Attendance	Other Members	Total Inclusive Members	Total Churches	Membership Calculation Method
1997	12,538	0	0	12,538	89	
1996	12,200	0	0	12,200	91	
1989	0	0	0	11,450	80	
1988	11,240	0	60	11,300	80	
1986	10,916	0	6,000	16,916	80	
1985	11,400	0	11,200	22,600	84	
1984	11,300	0	11,150	22,450	83	
1983	11,173	0	10,000	21,173	82	
1981	10,500	0	0	9,500	81	
1980	10,672	0	0	10,672	81	
1977	9,888	0	8,000	17,888	80	
1976	9,500	0	5,000	14,500	78	
1973	9,500	0	0	9,500	78	
1971	9,160	0	0	9,160	77	
1969	9,100	0	0	9,100	75	
1968	8,955	0	0	8,955	75	
1967	8,750	0	0	8,750	75	
1966	8,740	0	0	8,740	72	
1965	0	0	0	8,700	72	
1964	0	0	0	8,688	70	
1963	0	0	0	8,535	64	
1962	0	0	0	8,535	64	
1961	0	0	0	8,535	64	
1960	0	0	0	8,400	65	
1959	0	0	0	8,400	65	
1958	0	0	0	8,338	64	
1957	0	0	0	8,325	65	
1956	0	0	0	8,298	63	
1954	0	0	0	7,669	58	
1953	0	0	0	7,669	58	
1950	0	0	0	7,300	56	
1943	6,425	0	0	6,425	53	
1936	5,836	0	5	5,841	57	
1919	5,000	0	0	5,000	52	
1916	4,766	0	0	4,766	54	
1906	4,558	0	0	4,558	42	

Clergy

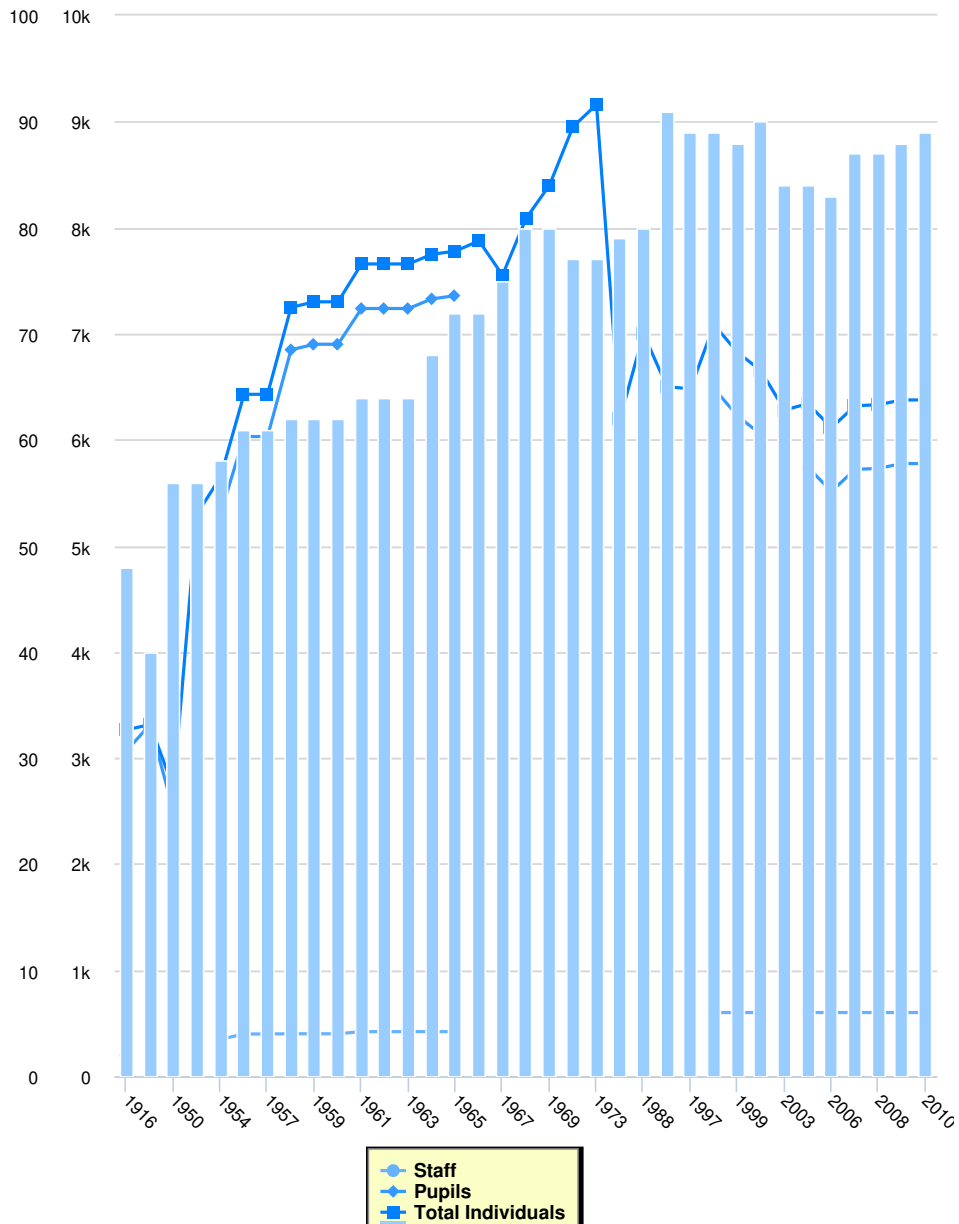


Clergy

	Serving Churches	Retired	Other Service to the Church	Total Clergy
2010	336	125	0	461
2009	335	118	0	453
2008	332	108	0	440
2007	330	106	0	436
2006	325	99	0	424
2004	315	105	0	420
2003	311	0	0	412
2002	312	90	0	402
1999	300	87	0	387
1998	301	74	0	375
1989	300	0	0	340
1988	290	0	0	329
1986	269	0	0	347
1985	273	0	0	296

	Serving Churches	Retired	Other Service to the Church	Total Clergy
1984	262	0	0	285
1983	211	0	0	290
1981	259	0	0	279
1980	247	0	0	270
1977	182	0	0	243
1976	37	0	0	42
1973	0	0	0	273
1971	0	0	0	273
1969	220	0	0	230
1968	206	0	0	216
1967	35	0	0	203
1966	80	0	0	33
1965	72	0	0	30
1964	65	0	0	29
1963	64	0	0	28
1962	64	0	0	28
1961	64	0	0	28
1960	185	0	0	25
1959	185	0	0	25
1958	179	0	0	24
1957	176	0	0	30
1956	174	0	0	29
1954	163	0	0	25
1953	163	0	0	25
1950	146	0	0	22
1943	0	0	0	125
1936	0	0	0	125
1919	0	0	0	73
1916	0	0	0	50
1906	0	0	0	19


Education



	Education			
	Total Schools	Staff	Pupils	Total Individuals
2010	89	600	5,775	6,375
2009	88	600	5,775	6,375
2008	87	600	5,730	6,330
2007	87	600	5,720	6,320
2006	83	600	5,513	6,113
2004	84	600	5,740	6,340
2003	84	0	0	6,280
2002	90	600	6,050	6,650
1999	88	600	6,224	6,824
1998	89	600	6,484	7,084
1997	89	0	0	6,480
1996	91	0	0	6,500
1988	80	0	0	7,000

	Total Schools	Staff	Pupils	Total Individuals
1986	79	0	0	6,197
1973	77	0	0	9,160
1971	77	0	0	8,950
1969	80	0	0	8,400
1968	80	0	0	8,085
1967	75	0	0	7,551
1966	72	0	0	7,875
1965	72	420	7,358	7,778
1964	68	420	7,328	7,748
1963	64	420	7,237	7,657
1962	64	420	7,237	7,657
1961	64	420	7,237	7,657
1960	62	400	6,900	7,300
1959	62	400	6,900	7,300
1958	62	400	6,848	7,248
1957	61	398	6,030	6,428
1956	61	398	6,030	6,428
1954	58	348	5,301	5,649
1953	56	0	0	5,301
1950	56	214	2,500	2,714
1919	40	0	3,315	3,315
1916	48	197	3,068	3,265

Finance



	Total Benevolences	Total Financials	Total Giving	Local Expenses	Method
1917	\$0	\$29,893		\$0	