



THE YEARBOOK

of American & Canadian Churches

ASSOCIATION OF STATISTICIANS OF AMERICAN RELIGIOUS BODIES

THE YEARBOOK OF AMERICAN & CANADIAN CHURCHES

Copyright © 2020 Association of Statisticians of American Religious Bodies All rights reserved.

No part of this book may be reproduced in any manner whatsoever without written permission of the publisher except in brief quotations embodied in critical articles or reviews. For more information, contact the Association of of Statisticians of American Religious Bodies

ABOUT THE YEARBOOK

The Yearbook of American & Canadian Churches has served as the definitive handbook of North American denominations since 1916. Over our 100 year history, The Yearbook has remained an authoritative source for the most accurate and complete compilation of statistical data for North American religious bodies. Now an interactive online application, The Yearbook continues to catalog census information for *** denominational religious bodies. As of 2020, the Yearbook represents ***,*** faithful members, ***,*** clergy, ***,*** congregations, **,*** educational bodies, and more than \$***,***,***,***.** in total financial commitment.

Each listing contains a brief paragraph about the religious body, contact information for the group, and informative graphs detailing current and historical statistical data. Previously stewarded by the National Council of Churches, The Yearbook is overseen by the Association of Statisticians of American Religious Bodies (ASARB). in partnership with The National Council of Churches and Lake Institute on Faith and Giving. We invite you to join our effort by adding data for your religious group, becoming an ASARB member or making a contribution to our cause.

Visit us online at www.asarb.org.

OUR PARTNERS



ARMENIAN APOSTOLIC CHURCH OF AMERICA



Headquarters

138 E. 39th St.
New York, NY 10016
United States
[\(212\)689-7810](tel:(212)689-7810)
email@armenianprelacy.org
<https://www.armprel...>
[Chrisitan Orthodox](#)

Attesting Officer

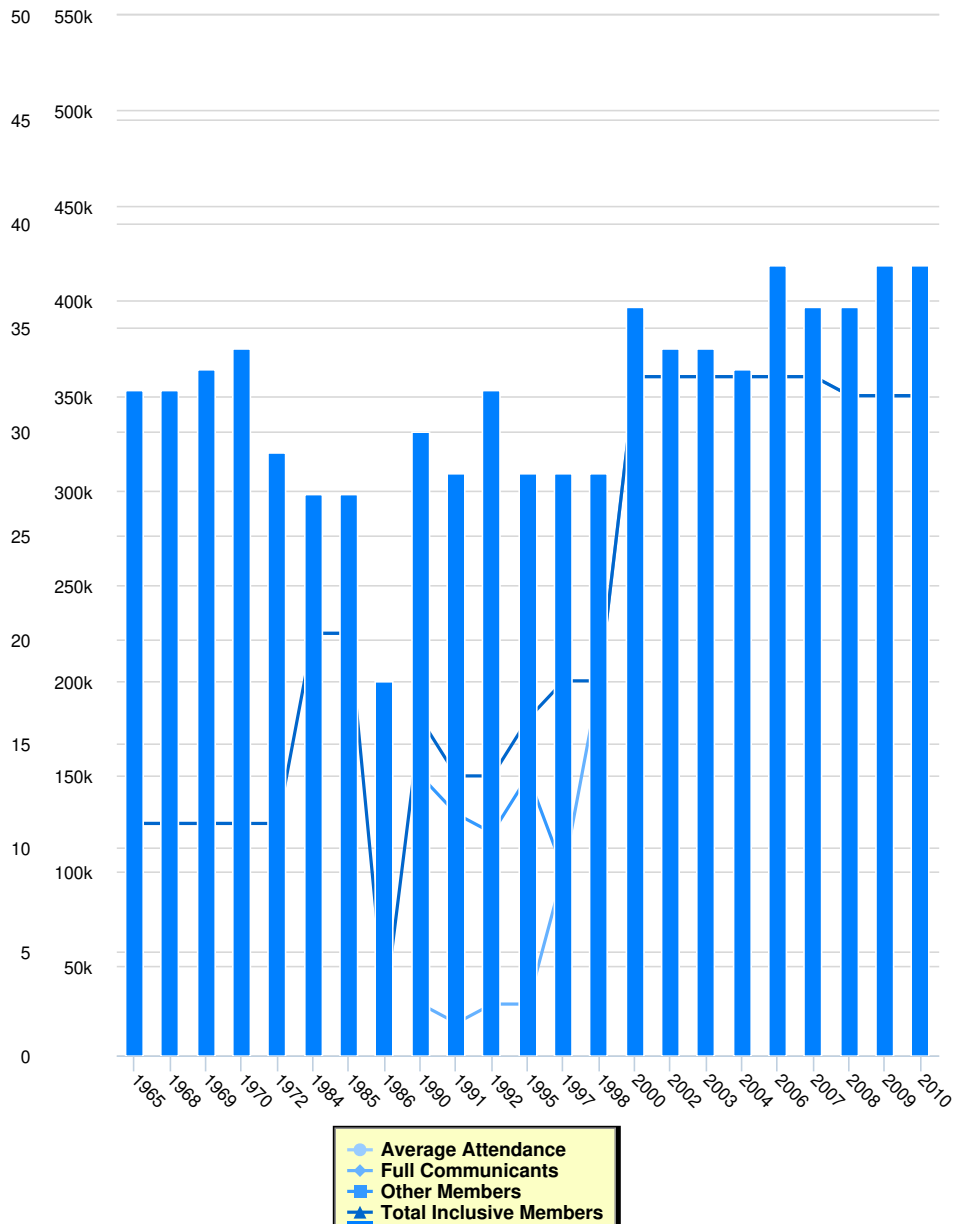
VAZKEN GHOUGASSIAN
Executive Director
[\(212\)689-7810](tel:(212)689-7810)
vazken@armenianprelacy.org

Media Contact

VAZKEN GHOUGASSIAN
Executive Director
[\(212\)689-7810](tel:(212)689-7810)
vazken@armenianprelacy.org

Widespread movement of the Armenian people over the centuries caused the development of two seats of religious jurisdiction of the Armenian Apostolic Church in the World-the See of Etchmiadzin, in Armenia, and the See of Cilicia, in Lebanon. In America, the Armenian Church functioned under the jurisdiction of the Etchmiadzin See from 1887 to 1933, when a division occurred within the American diocese over the condition of the church in Soviet Armenia. One group chose to remain independent until 1957, when the Holy See of Cilicia agreed to accept them under its jurisdiction. Despite the existence of two dioceses in North America, the Armenian Church has always functioned as one church in dogma and liturgy.

Membership



Instructions for the Chart and Legend

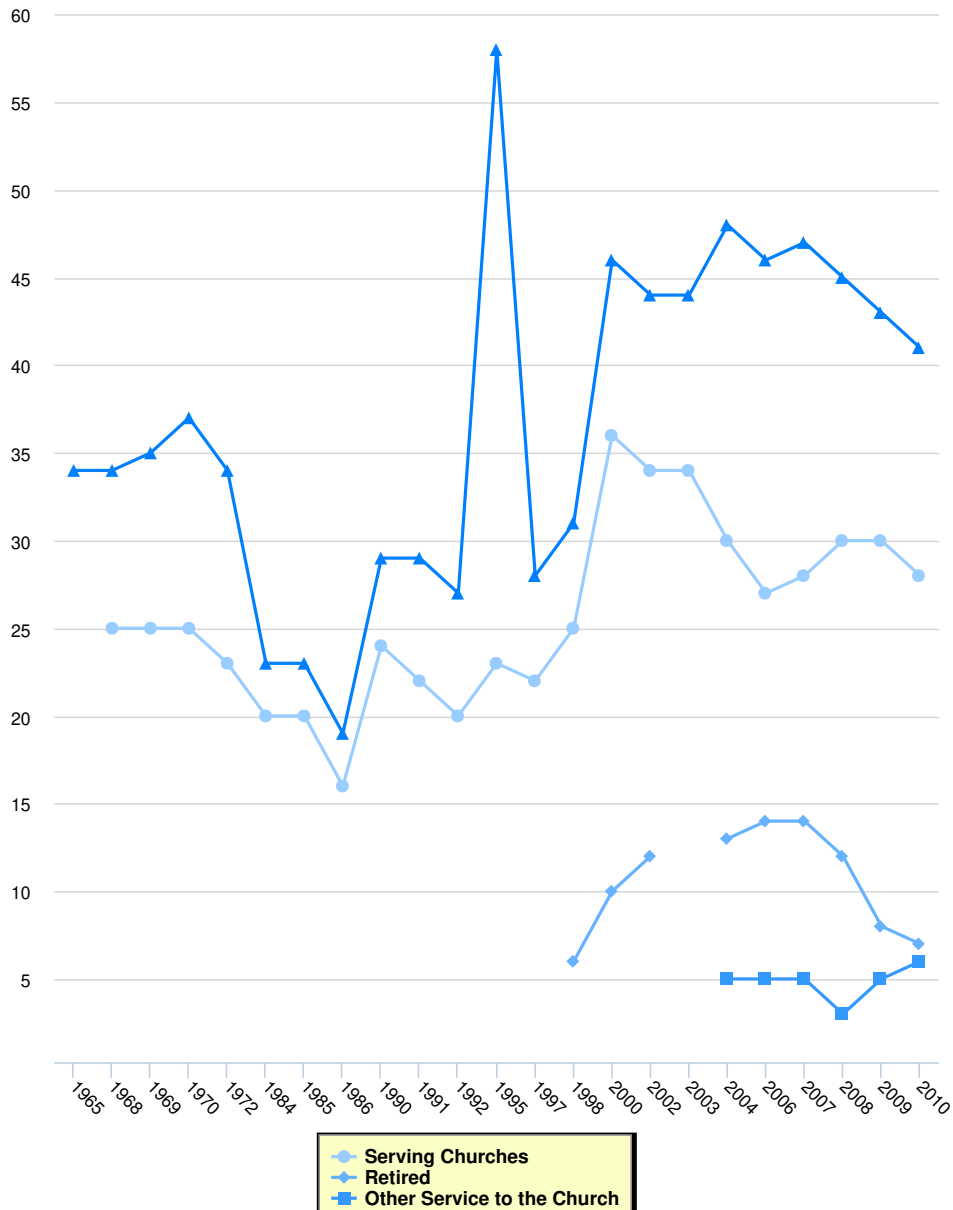
Simply click on the data set in the legend to make the values appear or disappear from the chart.

Membership

	Full Communicants	Average Attendance	Other Members	Total Inclusive Members	Total Churches	Membership Calculation Method
2010	350,000	0	350,000	350,000	38	
2009	350,000	0	350,000	350,000	38	
2008	350,000	0	0	350,000	36	
2007	360,000	0	0	360,000	36	
2006	360,000	0	0	360,000	38	
2004	360,000	0	0	360,000	33	
2003	360,000	0	0	360,000	34	
2002	360,000	0	0	360,000	34	
2000	360,000	0	0	360,000	36	
1998	200,000	0	0	200,000	28	

	Full Communicants	Average Attendance	Other Members	Total Inclusive Members	Total Churches	Membership Calculation Method
1997	100,000	0	100,000	200,000	28	
1995	30,000	0	150,000	180,000	28	
1992	30,000	0	120,000	150,000	32	
1991	20,000	0	130,000	150,000	28	
1990	30,000	0	150,000	180,000	30	
1986	0	0	0	29,070	18	
1985	225,000	0	0	225,000	27	
1984	225,000	0	0	225,000	27	
1972	0	0	0	125,000	29	
1970	125,000	0	0	125,000	34	
1969	125,000	0	0	125,000	33	
1968	125,000	0	0	125,000	32	
1965	125,000	0	0	125,000	32	

Clergy

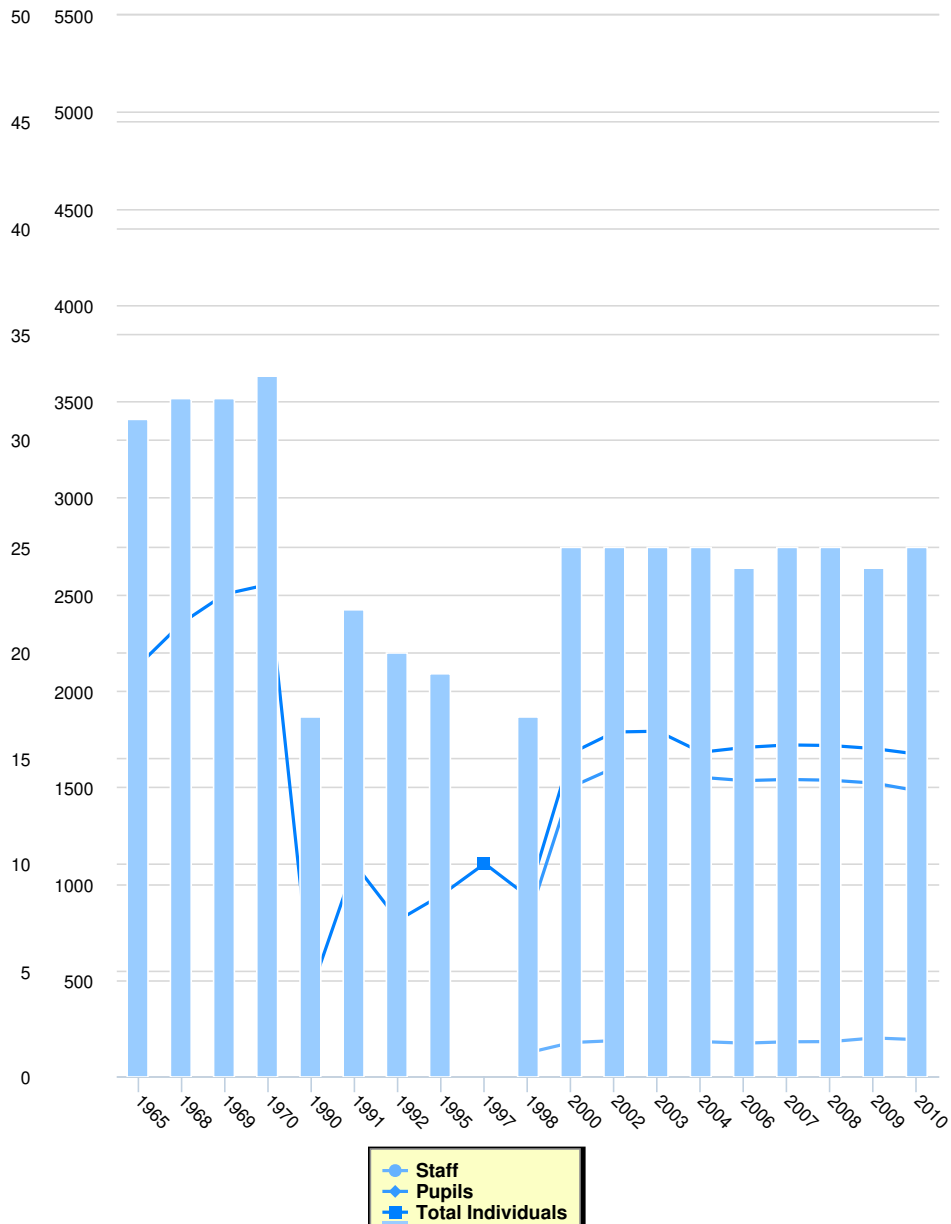


Clergy

	Serving Churches	Retired	Other Service to the Church	Total Clergy
2010	28	7	6	41
2009	30	8	5	43
2008	30	12	3	45
2007	28	14	5	47
2006	27	14	5	46
2004	30	13	5	48
2003	34	0	0	44
2002	34	12	0	44
2000	36	10	0	46
1998	25	6	0	31
1997	22	0	0	28
1995	23	0	0	58
1992	20	0	0	27
1991	22	0	0	29

	Serving Churches	Retired	Other Service to the Church	Total Clergy
1990	24	0	0	29
1986	16	0	0	19
1985	20	0	0	23
1984	20	0	0	23
1972	23	0	0	34
1970	25	0	0	37
1969	25	0	0	35
1968	25	0	0	34
1965	0	0	0	34

Education



Education

	Total Schools	Staff	Pupils	Total Individuals
2010	25	190	1,480	1,670
2009	24	199	1,520	1,699
2008	25	180	1,535	1,715
2007	25	179	1,539	1,718
2006	24	172	1,533	1,705
2004	25	180	1,550	1,680
2003	25	0	0	1,789
2002	25	185	1,600	1,785
2000	25	175	1,500	1,675
1998	17	122	810	932
1997	0	0	0	1,103
1995	19	0	0	940
1992	20	0	0	809

	Total Schools	Staff	Pupils	Total Individuals
1991	22	0	0	1,100
1990	17	0	0	450
1970	33	0	0	2,550
1969	32	0	0	2,500
1968	32	0	0	2,350
1965	31	0	0	2,130

Total Benevolences	Total Financials	Finance	Total Giving	Local Expenses	Method
---------------------------	-------------------------	---------	---------------------	-----------------------	---------------

There is no data yet