



THE YEARBOOK

of American & Canadian Churches

ASSOCIATION OF STATISTICIANS OF AMERICAN RELIGIOUS BODIES

THE YEARBOOK OF AMERICAN & CANADIAN CHURCHES

Copyright © 2021 Association of Statisticians of American Religious Bodies All rights reserved.

No part of this book may be reproduced in any manner whatsoever without written permission of the publisher except in brief quotations embodied in critical articles or reviews. For more information, contact the Association of of Statisticians of American Religious Bodies

ABOUT THE YEARBOOK

The Yearbook of American & Canadian Churches has served as the definitive handbook of North American denominations since 1916. Over our 100 year history, The Yearbook has remained an authoritative source for the most accurate and complete compilation of statistical data for North American religious bodies. Now an interactive online application, The Yearbook continues to catalog census information for *** denominational religious bodies. As of 2020, the Yearbook represents ***,*** faithful members, ***,*** clergy, ***,*** congregations, **,*** educational bodies, and more than \$***,***,***,***.** in total financial commitment.

Each listing contains a brief paragraph about the religious body, contact information for the group, and informative graphs detailing current and historical statistical data. Previously stewarded by the National Council of Churches, The Yearbook is overseen by the Association of Statisticians of American Religious Bodies (ASARB). in partnership with The National Council of Churches and Lake Institute on Faith and Giving. We invite you to join our effort by adding data for your religious group, becoming an ASARB member or making a contribution to our cause.

Visit us online at www.asarb.org.

OUR PARTNERS



ASSOCIATE REFORMED PRESBYTERIAN CHURCH (GENERAL SYNOD)



Headquarters

1 Cleveland St.
Greenville, SC 29601-3696
United States
[\(864\)232-8297](tel:(864)232-8297)
pwilliams@arpsynod.org
<https://www.arpsyno...>
[Christian Protestant TO BE
ALLOCATED](#)

Attesting Officer

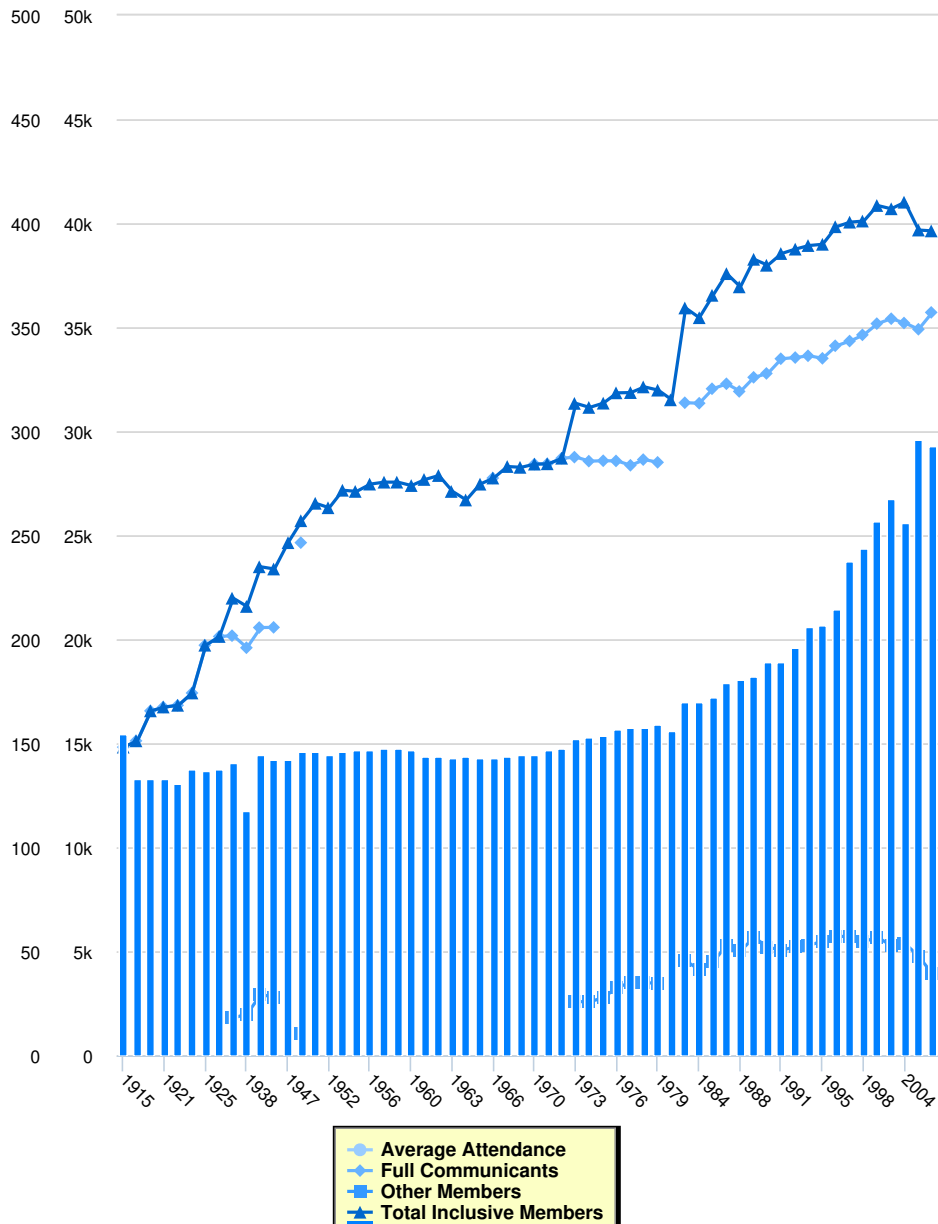
REV. GEORGE E.
EKEROTH
Executive Director & Ed.
[\(858\)677-9701](tel:(858)677-9701)
info@agifellowship.org

The Associate Reformed Presbyterian Church (ARP) developed from two groups that formed in Scotland in the 17th and 18th Centuries -- the Covenanters and Seceders. These two movements developed into the Reformed Presbyterian Church of Scotland and the Associate Church of Scotland respectively, and their members migrated to America because of religious and political upheaval in Britain. The two merged in 1782 and eventually became known as the Associate Reformed Presbyterian Church. The church continues its commitment to the fundamental truths on which it was founded: the Lordship of Jesus Christ and the free offer of the Gospel of grace.

We are a Presbyterian and Reformed Church rooted in the historic Reformed tradition as expressed in the Westminster Confession of Faith and Catechisms. Each local congregation elects ruling elders to the session, and deacons to the diaconate. In this representative form of government, the session oversees the total ministry of the congregation and is concerned primarily with the spiritual life of the church. The diaconate is concerned primarily with material needs.

The governing body above the local session is the presbytery, which oversees a group of congregations in a specific geographical area. The highest governing body is the General Synod, composed of all ARP ministers and at least one elder from each congregation. The Synod meets annually to worship together and conduct business.

Membership



Instructions for the Chart and Legend

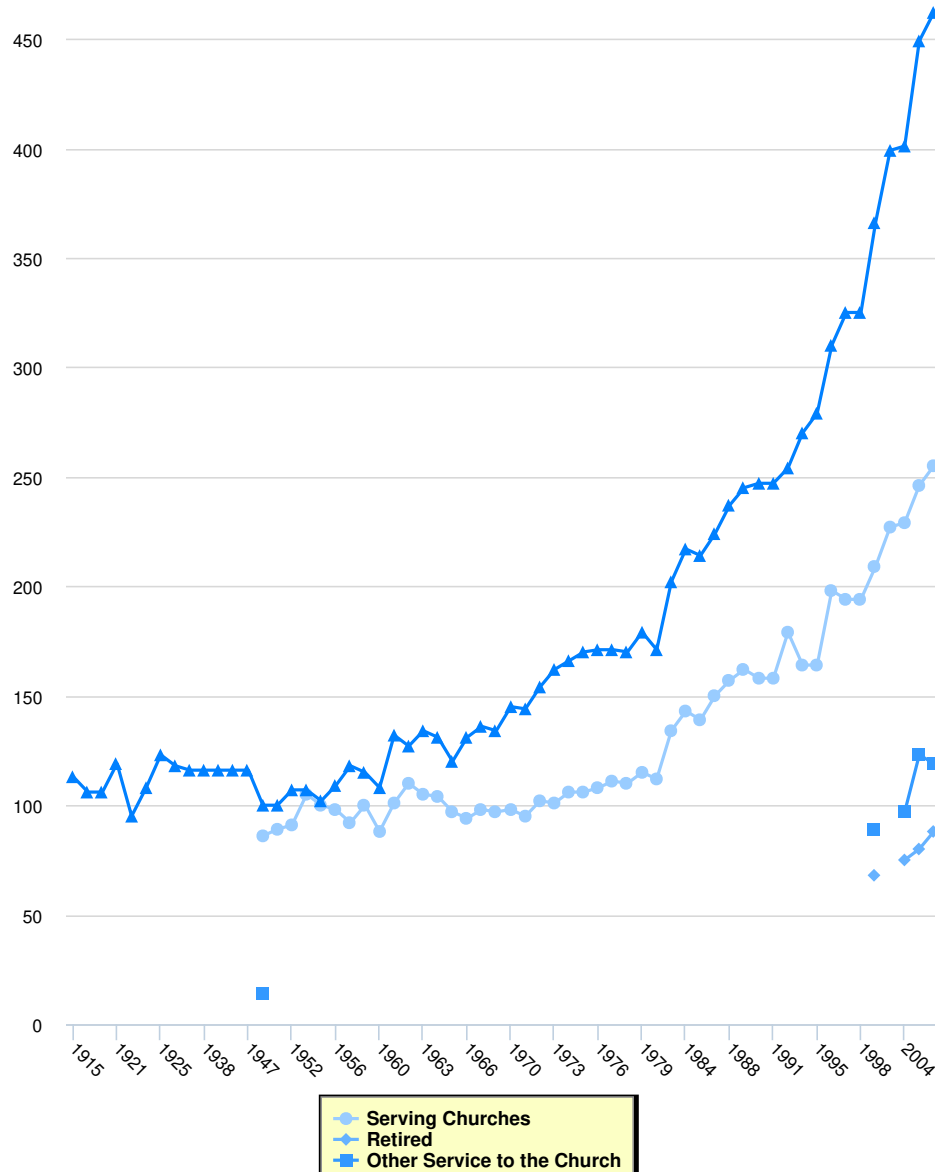
Simply click on the data set in the legend to make the values appear or disappear from the chart.

Membership

	Full Communicants	Average Attendance	Other Members	Total Inclusive Members	Total Churches	Membership Calculation Method
2010	35,721	0	3,918	39,639	293	
2008	34,911	0	4,770	39,681	296	
2004	35,211	0	5,379	41,019	256	
2003	35,418	0	5,285	40,703	268	
2001	35,181	0	5,680	40,861	257	
1998	34,642	0	5,471	40,113	244	
1997	34,344	0	5,716	40,060	238	
1996	34,117	0	5,723	39,840	215	
1995	33,513	0	5,483	38,996	207	
1994	33,636	0	5,300	38,936	206	

	Full Communicants	Average Attendance	Other Members	Total Inclusive Members	Total Churches	Membership Calculation Method
1992	33,550	0	5,213	38,763	196	
1991	33,494	0	5,058	38,552	189	
1990	32,787	0	5,201	37,988	189	
1989	32,600	0	5,674	38,274	182	
1988	31,922	0	5,027	36,949	181	
1987	32,289	0	5,296	37,585	179	
1985	32,051	0	4,492	36,543	172	
1984	31,355	0	4,112	35,467	170	
1983	31,378	0	4,556	35,934	170	
1980	0	0	0	31,518	156	
1979	28,513	0	3,471	31,984	159	
1978	28,644	0	3,495	32,139	158	
1977	28,371	0	3,496	31,867	158	
1976	28,581	0	3,273	31,854	157	
1975	28,589	0	2,769	31,358	154	
1974	28,570	0	2,584	31,154	153	
1973	28,763	0	2,584	31,347	152	
1972	28,711	0	0	28,711	148	
1971	28,443	0	0	28,443	147	
1970	28,427	0	0	28,427	145	
1969	0	0	0	28,273	145	
1968	0	0	0	28,312	144	
1966	27,758	0	0	27,758	143	
1965	0	0	0	27,464	143	
1964	0	0	0	26,703	144	
1963	0	0	0	27,114	143	
1962	0	0	0	27,879	144	
1961	0	0	0	27,690	144	
1960	0	0	0	27,397	147	
1958	0	0	0	27,561	148	
1957	0	0	0	27,560	148	
1956	0	0	0	27,467	147	
1955	0	0	0	27,116	147	
1953	0	0	0	27,171	146	
1952	0	0	0	26,330	145	
1951	0	0	0	26,544	146	
1950	24,651	0	1,055	25,706	146	
1947	0	0	0	24,651	142	
1944	20,579	0	2,806	23,385	142	
1943	20,570	0	2,921	23,491	145	
1938	19,599	0	1,986	21,585	118	
1936	20,179	0	1,802	21,981	141	
1929	20,141	0	0	20,141	138	
1925	19,721	0	0	19,721	137	
1923	17,424	0	0	17,424	138	
1922	16,832	0	0	16,832	131	
1921	16,750	0	0	16,750	133	
1919	16,564	0	0	16,564	133	
1916	15,124	0	0	15,124	133	
1915	14,821	0	0	14,821	155	

Clergy

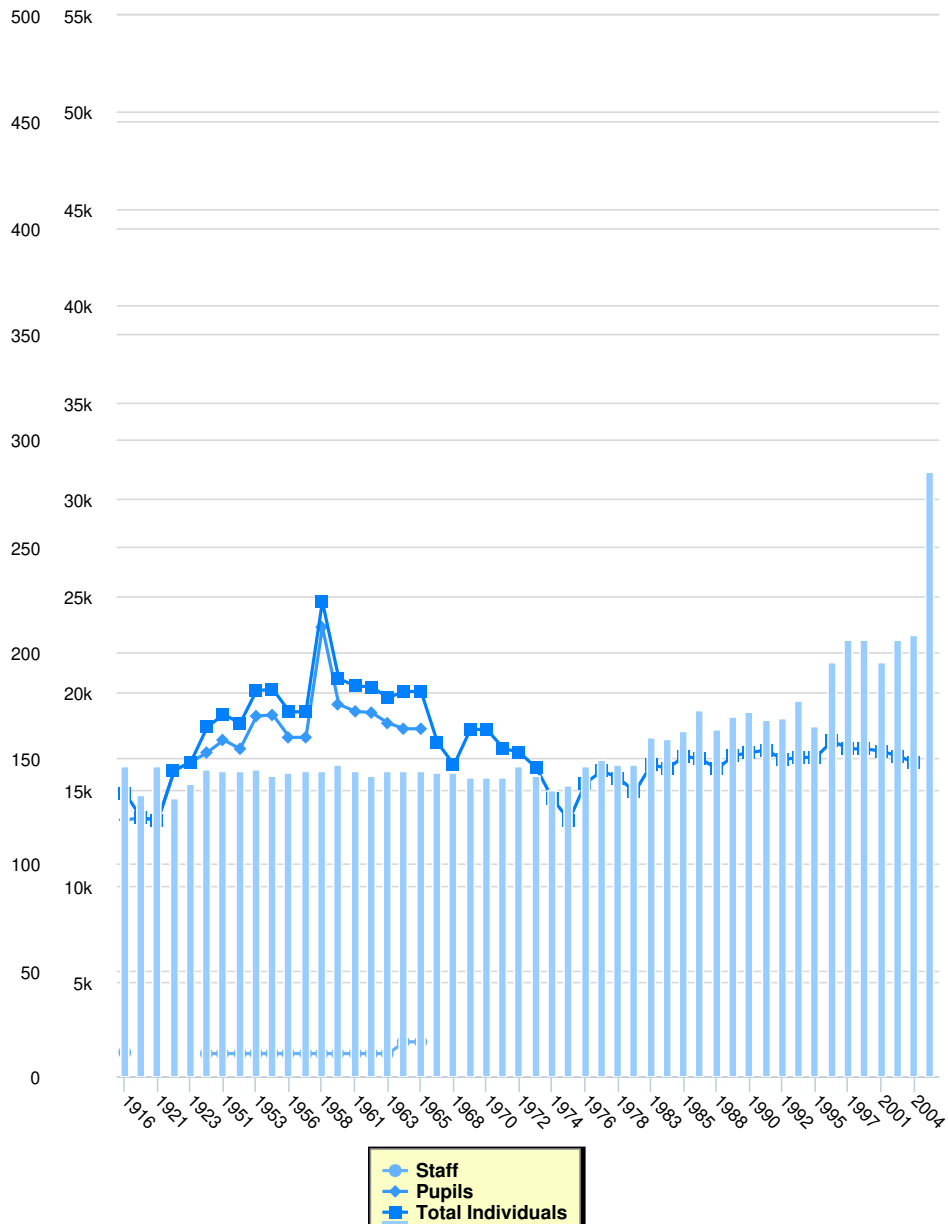


Clergy

	Serving Churches	Retired	Other Service to the Church	Total Clergy
2010	255	88	119	462
2008	246	80	123	449
2004	229	75	97	401
2003	227	0	0	399
2001	209	68	89	366
1998	194	0	0	325
1997	194	0	0	325
1996	198	0	0	310
1995	164	0	0	279
1994	164	0	0	270
1992	179	0	0	254
1991	158	0	0	247
1990	158	0	0	247
1989	162	0	0	245

	Serving Churches	Retired	Other Service to the Church	Total Clergy
1988	157	0	0	237
1987	150	0	0	224
1985	139	0	0	214
1984	143	0	0	217
1983	134	0	0	202
1980	112	0	0	171
1979	115	0	0	179
1978	110	0	0	170
1977	111	0	0	171
1976	108	0	0	171
1975	106	0	0	170
1974	106	0	0	166
1973	101	0	0	162
1972	102	0	0	154
1971	95	0	0	144
1970	98	0	0	145
1969	97	0	0	134
1968	98	0	0	136
1966	94	0	0	131
1965	97	0	0	120
1964	104	0	0	131
1963	105	0	0	134
1962	110	0	0	127
1961	101	0	0	132
1960	88	0	0	108
1958	100	0	0	115
1957	92	0	0	118
1956	98	0	0	109
1955	100	0	0	102
1953	105	0	0	107
1952	91	0	0	107
1951	89	0	0	100
1950	86	0	14	100
1947	0	0	0	116
1944	0	0	0	116
1943	0	0	0	116
1938	0	0	0	116
1936	0	0	0	116
1929	0	0	0	118
1925	0	0	0	123
1923	0	0	0	108
1922	0	0	0	95
1921	0	0	0	119
1919	0	0	0	106
1916	0	0	0	106
1915	0	0	0	113

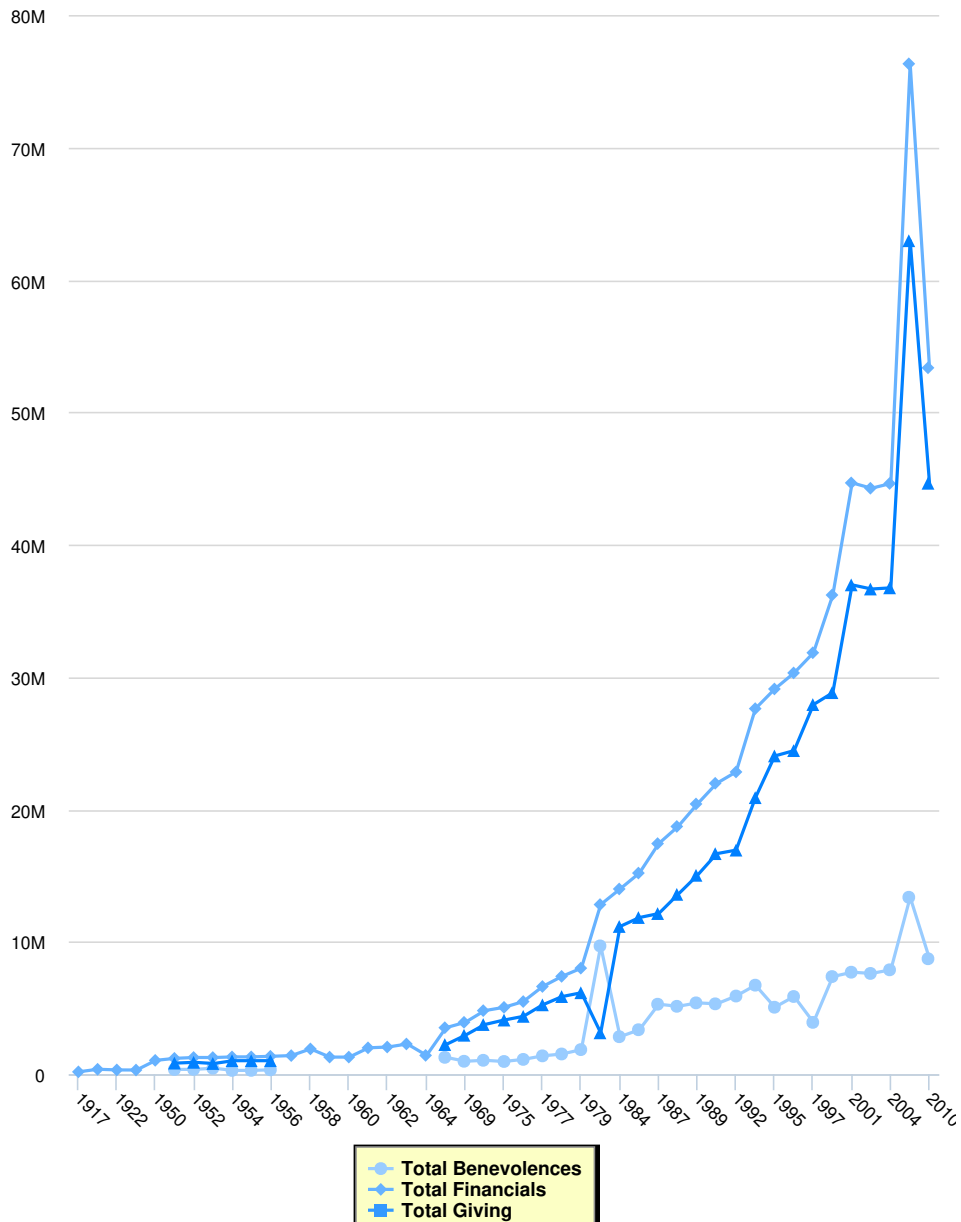
Education



	Education			
	Total Schools	Staff	Pupils	Total Individuals
2008	285	0	0	0
2004	208	0	16,374	16,374
2003	206	0	0	16,706
2001	195	0	16,958	16,958
1998	206	0	0	17,078
1997	206	0	0	17,078
1996	195	0	0	17,488
1995	165	0	0	16,644
1994	177	0	0	16,631
1992	169	0	0	16,525
1991	168	0	0	17,011
1990	172	0	0	16,892
1989	170	0	0	16,732

	Total Schools	Staff	Pupils	Total Individuals
1988	164	0	0	16,042
1987	173	0	0	16,563
1985	163	0	0	16,692
1984	159	0	0	16,067
1983	160	0	0	16,258
1979	147	0	0	14,864
1978	147	0	0	15,566
1977	149	0	0	15,941
1976	146	0	0	15,306
1975	137	0	0	13,395
1974	135	0	0	14,486
1973	142	0	0	16,098
1972	146	0	0	16,883
1971	141	0	0	17,109
1970	141	0	0	18,084
1969	141	0	0	18,084
1968	143	0	0	16,250
1966	143	0	0	17,402
1965	144	1,930	18,116	20,046
1964	144	1,930	18,116	20,046
1963	144	1,322	18,406	19,728
1962	142	1,322	18,950	20,272
1961	144	1,322	19,018	20,340
1960	147	1,322	19,378	20,700
1958	144	1,322	23,377	24,699
1957	144	1,322	17,673	18,995
1956	143	1,322	17,670	18,992
1955	142	1,322	18,827	20,149
1953	145	1,322	18,774	20,096
1952	144	1,322	17,081	18,403
1951	144	1,322	17,537	18,859
1950	145	1,322	16,887	18,209
1923	138	0	16,394	16,394
1922	131	0	15,967	15,967
1921	146	0	13,393	13,393
1919	133	0	13,507	13,507
1916	146	1,379	13,411	14,790

Finance



Finance

	Total Benevolences	Total Financials	Total Giving	Local Expenses	Method
2010	\$8,724,417	\$53,379,344		\$44,654,927	
2008	\$13,369,742	\$76,353,565		\$62,983,823	
2004	\$7,888,164	\$44,640,298		\$36,752,134	
2003	\$7,615,661	\$44,279,992		\$36,664,331	
2001	\$7,707,456	\$44,684,109		\$36,976,653	
1998	\$7,378,121	\$36,210,103		\$28,831,982	
1997	\$3,917,098	\$31,848,213		\$27,931,115	
1996	\$5,871,337	\$30,324,161		\$24,452,824	
1995	\$5,061,215	\$29,111,254		\$24,050,039	
1994	\$6,727,857	\$27,625,383		\$20,897,526	
1992	\$5,907,013	\$22,840,011		\$16,932,998	
1990	\$5,317,162	\$21,984,152		\$16,666,990	
1989	\$5,390,867	\$20,421,076		\$15,030,209	

	Total Benevolences	Total Financials	Total Giving	Local Expenses	Method
1988	\$5,130,806	\$18,720,812		\$13,590,006	
1987	\$5,287,424	\$17,426,383		\$12,138,959	
1985	\$3,360,285	\$15,199,862		\$11,839,577	
1984	\$2,833,349	\$13,996,932		\$11,163,583	
1983	\$9,695,273	\$12,820,280		\$3,125,007	
1979	\$1,858,199	\$8,013,395		\$6,155,196	
1978	\$1,527,561	\$7,392,977		\$5,865,416	
1977	\$1,385,800	\$6,627,045		\$5,241,245	
1976	\$1,118,783	\$5,489,614		\$4,370,831	
1975	\$961,760	\$5,052,081		\$4,090,321	
1974	\$1,050,697	\$4,803,817		\$3,753,120	
1969	\$978,097	\$3,921,311		\$2,943,214	
1968	\$1,274,348	\$3,514,173		\$2,239,825	
1964	\$0	\$1,421,894		\$0	
1963	\$0	\$2,283,423		\$0	
1962	\$0	\$2,054,846		\$0	
1961	\$0	\$1,993,441		\$0	
1960	\$0	\$1,292,612		\$0	
1959	\$0	\$1,292,612		\$0	
1958	\$0	\$1,909,692		\$0	
1957	\$0	\$1,405,784		\$0	
1956	\$333,655	\$1,354,533		\$1,020,878	
1955	\$289,282	\$1,310,160		\$1,020,878	
1954	\$286,228	\$1,307,106		\$1,020,878	
1953	\$451,931	\$1,260,273		\$808,342	
1952	\$366,788	\$1,263,523		\$896,735	
1951	\$360,152	\$1,199,020		\$838,868	
1950	\$0	\$1,046,607		\$0	
1923	\$0	\$315,934		\$0	
1922	\$0	\$323,110		\$0	
1921	\$0	\$373,193		\$0	
1917	\$0	\$178,138		\$0	