



THE YEARBOOK

of American & Canadian Churches

ASSOCIATION OF STATISTICIANS OF AMERICAN RELIGIOUS BODIES

THE YEARBOOK OF AMERICAN & CANADIAN CHURCHES

Copyright © 2021 Association of Statisticians of American Religious Bodies All rights reserved.

No part of this book may be reproduced in any manner whatsoever without written permission of the publisher except in brief quotations embodied in critical articles or reviews. For more information, contact the Association of of Statisticians of American Religious Bodies

ABOUT THE YEARBOOK

The Yearbook of American & Canadian Churches has served as the definitive handbook of North American denominations since 1916. Over our 100 year history, The Yearbook has remained an authoritative source for the most accurate and complete compilation of statistical data for North American religious bodies. Now an interactive online application, The Yearbook continues to catalog census information for *** denominational religious bodies. As of 2020, the Yearbook represents ***,*** faithful members, ***,*** clergy, ***,*** congregations, **,*** educational bodies, and more than \$***,***,***,***.** in total financial commitment.

Each listing contains a brief paragraph about the religious body, contact information for the group, and informative graphs detailing current and historical statistical data. Previously stewarded by the National Council of Churches, The Yearbook is overseen by the Association of Statisticians of American Religious Bodies (ASARB). in partnership with The National Council of Churches and Lake Institute on Faith and Giving. We invite you to join our effort by adding data for your religious group, becoming an ASARB member or making a contribution to our cause.

Visit us online at www.asarb.org.

OUR PARTNERS



BRETHREN IN CHRIST CHURCH, CANADIAN CONFERENCE



Headquarters

Bishop's Office
416 North Service Rd. E.,
Suite 1
Oakville ON L6H 5R2
Canada
[\(905\)339-2335](tel:(905)339-2335)
info@bgc.ca
<https://www.bgc.ca>
[Christian Protestant TO BE
ALLOCATED](#)

Attesting Officer

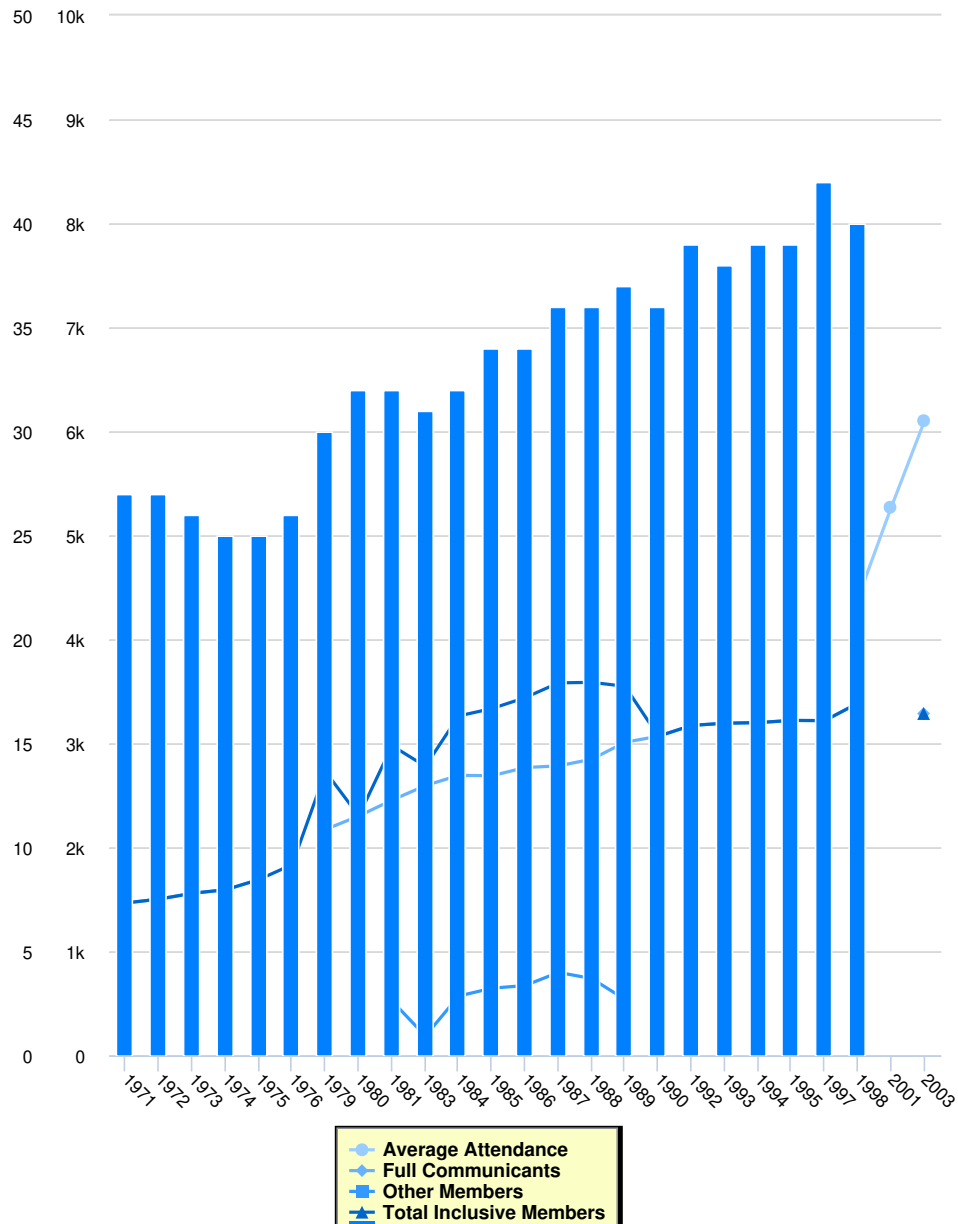
LOIS MASON
Admin. Assistant
[\(717\)697-2634](tel:(717)697-2634)
lmason@messiah.edu

Media Contact

DR. WARREN L. HOFFMAN

The Brethren in Christ, formerly known as Tunkers in Canada, arose out of a religious awakening in Lancaster County, Pennsylvania late in the 18th century. Representatives of the new denomination reached Ontario in 1788 and established the church in the southern part of the present province. Presently the conference has congregations in Ontario, Alberta, Quebec and Saskatchewan. In theology they have accents of the Pietist, Anabaptist, Wesleyan and Evangelical movements.

Membership



Instructions for the Chart and Legend

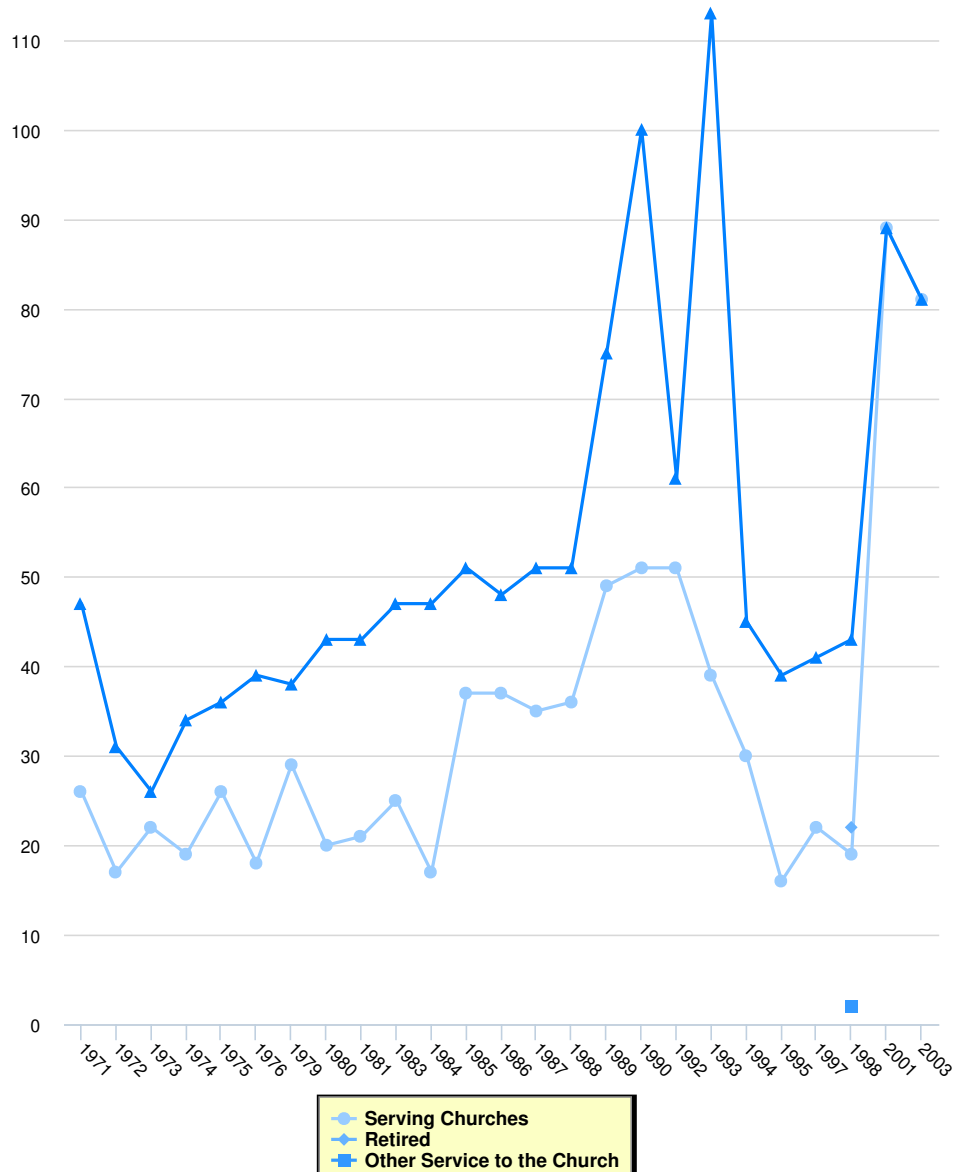
Simply click on the data set in the legend to make the values appear or disappear from the chart.

Membership

	Full Communicants	Average Attendance	Other Members	Total Inclusive Members	Total Churches	Membership Calculation Method
2003	3,287	6,103	0	3,287	0	
2001	0	5,271	0	0	0	
1998	3,387	4,395	0	3,387	40	
1997	3,219	0	0	3,219	42	
1995	3,221	0	0	3,221	39	
1994	3,200	0	0	3,200	39	
1993	3,194	0	0	3,194	38	
1992	3,173	0	0	3,173	39	
1990	3,069	0	0	3,069	36	
1989	3,011	0	538	3,549	37	

	Full Communicants	Average Attendance	Other Members	Total Inclusive Members	Total Churches	Membership Calculation Method
1988	2,848	0	739	3,587	36	
1987	2,784	0	798	3,582	36	
1986	2,768	0	672	3,440	34	
1985	2,689	0	646	3,335	34	
1984	2,693	0	571	3,264	32	
1983	2,594	0	186	2,780	31	
1981	2,455	0	523	2,978	32	
1980	2,302	0	0	2,302	32	
1979	2,173	0	556	2,729	30	
1976	0	0	0	1,835	26	
1975	1,691	0	0	1,691	25	
1974	1,593	0	0	1,593	25	
1973	1,559	0	0	1,559	26	
1972	1,503	0	0	1,503	27	
1971	1,466	0	0	1,466	27	

Clergy

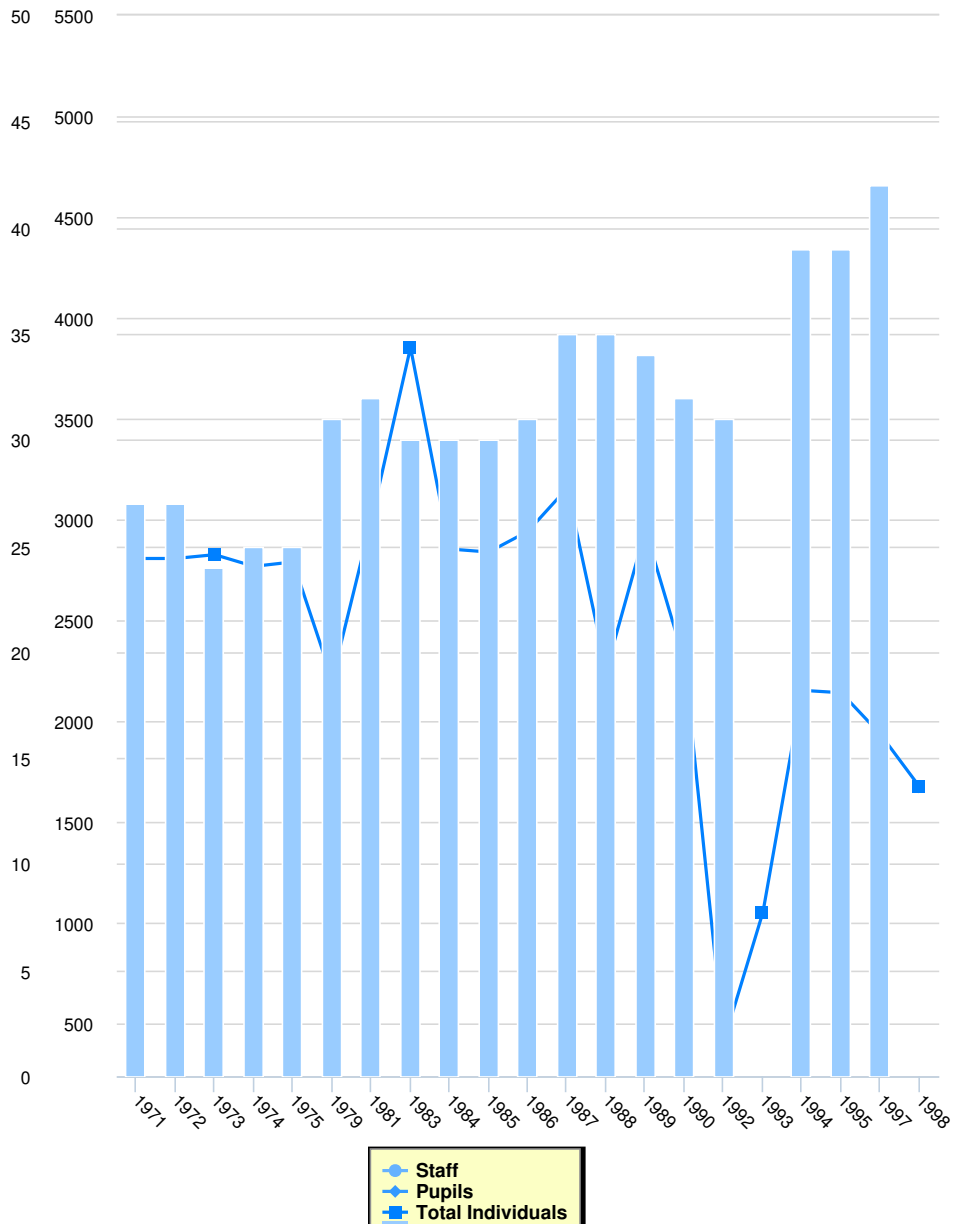


Clergy

	Serving Churches	Retired	Other Service to the Church	Total Clergy
2003	81	0	0	81
2001	89	0	0	89
1998	19	22	2	43
1997	22	0	0	41
1995	16	0	0	39
1994	30	0	0	45
1993	39	0	0	113
1992	51	0	0	61
1990	51	0	0	100
1989	49	0	0	75
1988	36	0	0	51
1987	35	0	0	51
1986	37	0	0	48
1985	37	0	0	51

	Serving Churches	Retired	Other Service to the Church	Total Clergy
1984	17	0	0	47
1983	25	0	0	47
1981	21	0	0	43
1980	20	0	0	43
1979	29	0	0	38
1976	18	0	0	39
1975	26	0	0	36
1974	19	0	0	34
1973	22	0	0	26
1972	17	0	0	31
1971	26	0	0	47

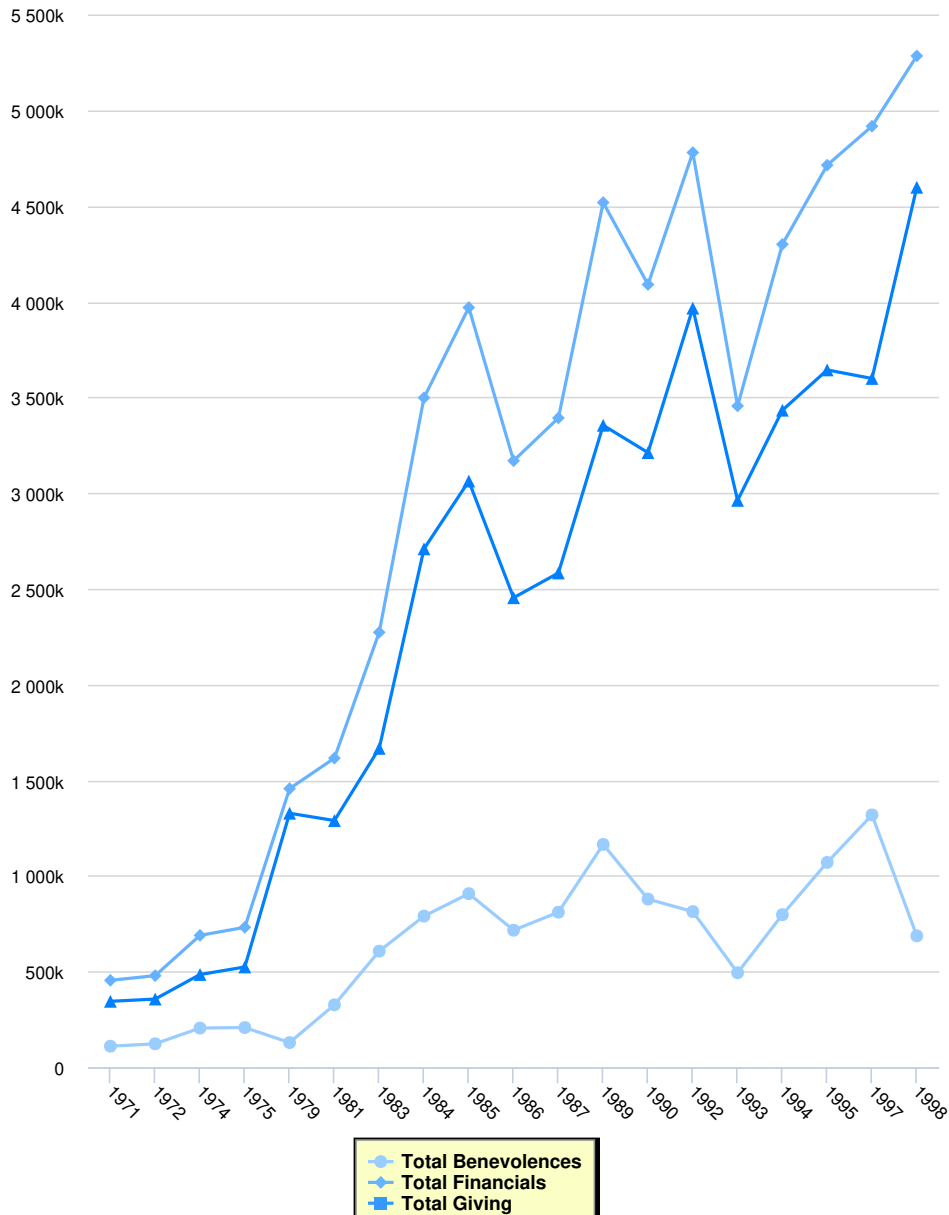
Education



	Education			
	Total Schools	Staff	Pupils	Total Individuals
1998	0	0	1,673	1,673
1997	42	0	0	1,934
1995	39	0	0	2,140
1994	39	0	0	2,152
1993	0	0	0	1,052
1992	31	0	0	410
1990	32	0	0	2,293
1989	34	0	0	2,947
1988	35	0	0	2,254
1987	35	0	0	3,155
1986	31	0	0	2,941
1985	30	0	0	2,838
1984	30	0	0	2,853

	Total Schools	Staff	Pupils	Total Individuals
1983	30	0	0	3,853
1981	32	0	0	2,997
1979	31	0	0	2,207
1975	25	0	0	2,789
1974	25	0	0	2,767
1973	24	0	0	2,825
1972	27	0	0	2,806
1971	27	0	0	2,806

Finance



Finance

	Total Benevolences	Total Financials	Total Giving	Local Expenses	Method
1998	\$686,251	\$5,283,709		\$4,597,458	
1997	\$1,318,090	\$4,916,548		\$3,598,458	
1995	\$1,069,949	\$4,712,993		\$3,643,044	
1994	\$796,955	\$4,299,451		\$3,432,496	
1993	\$493,424	\$3,454,932		\$2,961,508	
1992	\$813,075	\$4,778,774		\$3,965,699	
1990	\$878,319	\$4,089,420		\$3,211,101	
1989	\$1,163,834	\$4,517,681		\$3,353,847	
1987	\$809,865	\$3,392,045		\$2,582,180	
1986	\$715,733	\$3,168,571		\$2,452,838	
1985	\$906,749	\$3,969,040		\$3,062,291	
1984	\$789,399	\$3,497,663		\$2,708,264	
1983	\$606,482	\$2,272,193		\$1,665,711	

	Total Benevolences	Total Financials	Total Giving	Local Expenses	Method
1981	\$325,926	\$1,614,575		\$1,288,649	
1979	\$128,691	\$1,455,629		\$1,326,938	
1975	\$207,195	\$730,787		\$523,592	
1974	\$204,519	\$688,784		\$484,265	
1972	\$122,347	\$478,391		\$356,044	
1971	\$109,675	\$453,874		\$344,199	