



THE YEARBOOK

of American & Canadian Churches

ASSOCIATION OF STATISTICIANS OF AMERICAN RELIGIOUS BODIES

THE YEARBOOK OF AMERICAN & CANADIAN CHURCHES

Copyright © 2021 Association of Statisticians of American Religious Bodies All rights reserved.

No part of this book may be reproduced in any manner whatsoever without written permission of the publisher except in brief quotations embodied in critical articles or reviews. For more information, contact the Association of of Statisticians of American Religious Bodies

ABOUT THE YEARBOOK

The Yearbook of American & Canadian Churches has served as the definitive handbook of North American denominations since 1916. Over our 100 year history, The Yearbook has remained an authoritative source for the most accurate and complete compilation of statistical data for North American religious bodies. Now an interactive online application, The Yearbook continues to catalog census information for *** denominational religious bodies. As of 2020, the Yearbook represents ***,*** faithful members, ***,*** clergy, ***,*** congregations, **,*** educational bodies, and more than \$***,***,***,***.** in total financial commitment.

Each listing contains a brief paragraph about the religious body, contact information for the group, and informative graphs detailing current and historical statistical data. Previously stewarded by the National Council of Churches, The Yearbook is overseen by the Association of Statisticians of American Religious Bodies (ASARB). in partnership with The National Council of Churches and Lake Institute on Faith and Giving. We invite you to join our effort by adding data for your religious group, becoming an ASARB member or making a contribution to our cause.

Visit us online at www.asarb.org.

OUR PARTNERS



BRETHREN IN CHRIST CHURCH



Headquarters

431 Grantham Rd
Mechanicsburg, PA 17055
United States
[\(717\)697-2634](tel:(717)697-2634)
bic@bic-church.org
<https://www.bic-chu...>
[Christian Protestant TO BE
ALLOCATED](#)

Attesting Officer

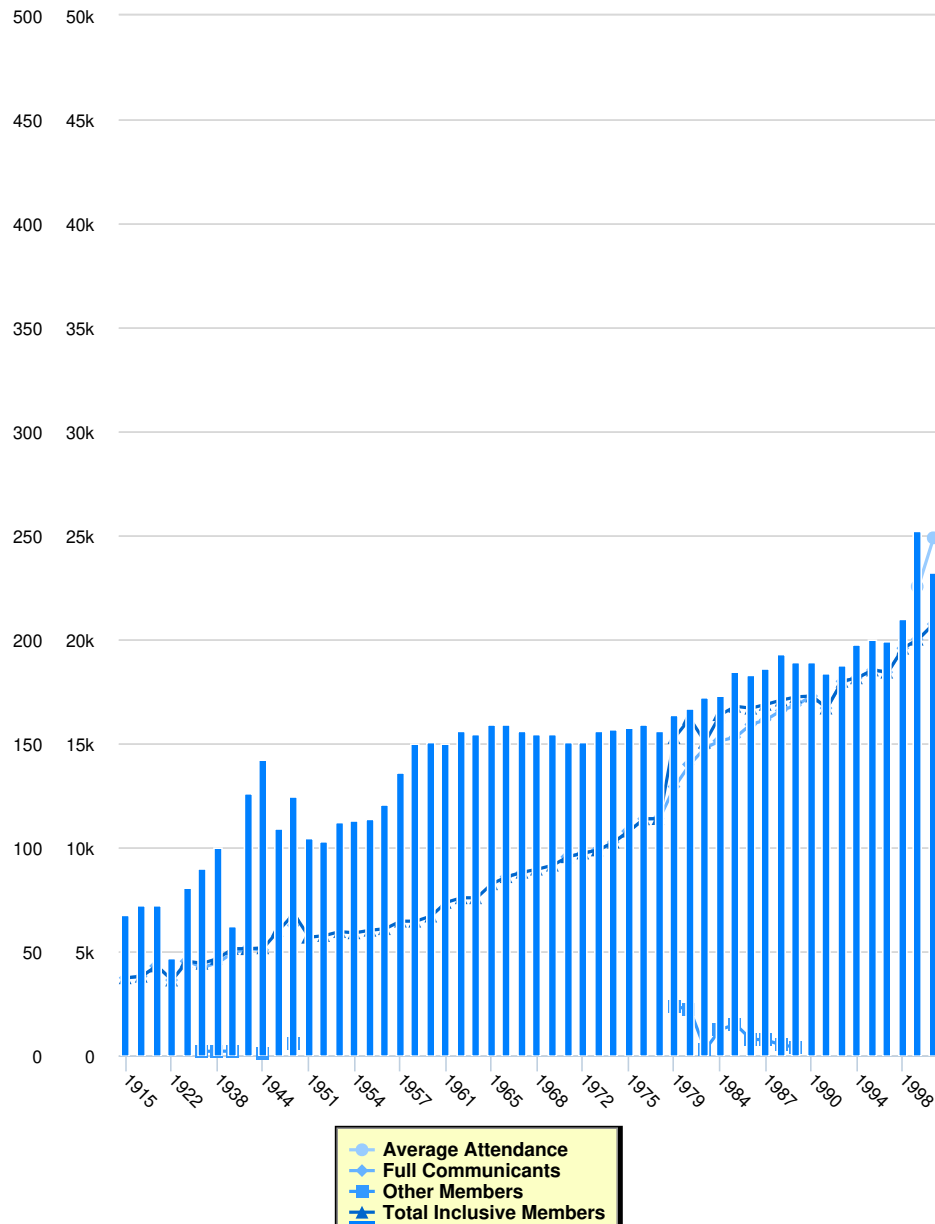
HUIE L. ROGERS
Presiding Bishop
[\(718\)774-0401](tel:(718)774-0401)
BWC@biblewaychurch.org

Media Contact

DR. WARREN L. HOFFMAN,
MOD.

The Brethren in Christ Church was founded in Lancaster County, Pa. in about the year 1778 and was an outgrowth of the religious awakening which occurred in that area during the latter part of the 18th century. This group became known as "River Brethren" because of their original location near the Susquehanna River. The name "Brethren in Christ" was officially adopted in 1863. In theology they have accents of the Pietist, Anabaptist, Wesleyan and Evangelical movements.

Membership



Instructions for the Chart and Legend

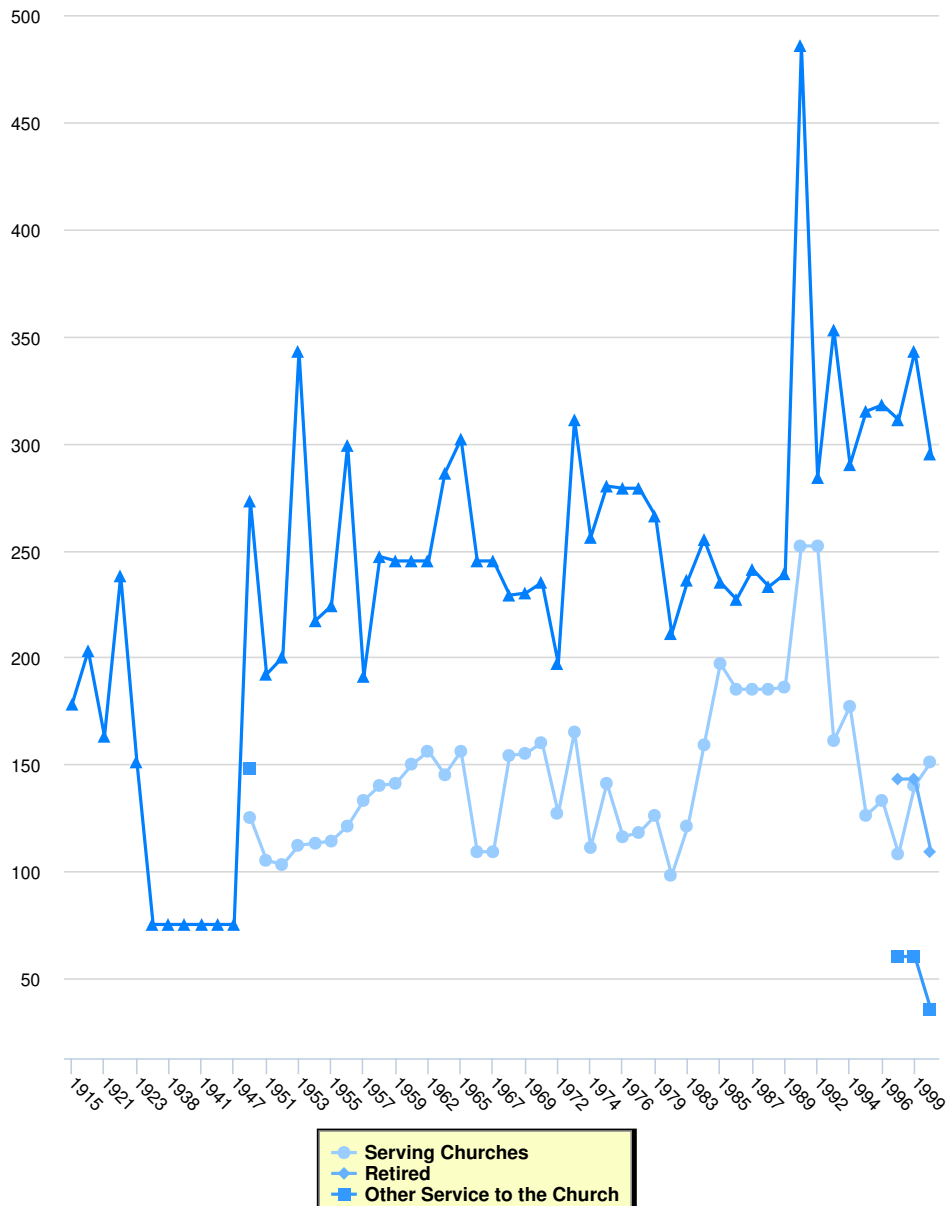
Simply click on the data set in the legend to make the values appear or disappear from the chart.

Membership

	Full Communicants	Average Attendance	Other Members	Total Inclusive Members	Total Churches	Membership Calculation Method
2001	20,739	24,883	0	20,739	232	
1999	20,010	22,542	0	20,010	252	
1998	19,577	0	0	19,577	210	
1996	18,424	0	0	18,424	199	
1995	18,529	0	0	18,529	200	
1994	18,152	0	0	18,152	198	
1993	17,986	0	0	17,986	188	
1992	16,697	0	0	16,697	184	
1990	17,277	0	0	17,277	189	
1989	16,842	0	398	17,240	189	

	Full Communicants	Average Attendance	Other Members	Total Inclusive Members	Total Churches	Membership Calculation Method
1988	16,580	0	501	17,081	193	
1987	16,136	0	741	16,877	186	
1986	15,911	0	782	16,693	183	
1985	15,299	0	1,484	16,783	185	
1984	15,128	0	1,254	16,382	173	
1983	14,782	0	276	15,058	172	
1981	13,993	0	2,208	16,201	167	
1979	12,923	0	2,360	15,283	164	
1977	11,384	0	0	11,384	156	
1976	11,375	0	0	11,375	159	
1975	10,784	0	0	10,784	158	
1974	10,255	0	0	10,255	157	
1973	9,877	0	0	9,877	156	
1972	9,730	0	0	9,730	151	
1971	9,550	0	0	9,550	151	
1969	0	0	0	9,145	155	
1968	0	0	0	8,954	155	
1967	8,806	0	0	8,806	156	
1966	8,593	0	0	8,593	159	
1965	0	0	0	8,251	159	
1963	0	0	0	7,578	155	
1962	0	0	0	7,578	156	
1961	0	0	0	7,358	150	
1959	0	0	0	6,698	151	
1958	0	0	0	6,453	150	
1957	0	0	0	6,453	136	
1956	0	0	0	6,092	121	
1955	0	0	0	6,017	114	
1954	0	0	0	5,894	113	
1953	0	0	0	5,950	112	
1952	0	0	0	5,760	103	
1951	0	0	0	5,680	105	
1950	6,253	0	554	6,807	125	
1947	0	0	0	6,013	109	
1944	5,071	0	100	5,171	142	
1941	5,129	0	0	5,129	126	
1940	4,934	0	200	5,134	62	
1938	4,454	0	205	4,659	100	
1936	4,231	0	195	4,426	90	
1923	4,527	0	0	4,527	81	
1922	3,622	0	0	3,622	47	
1921	4,300	0	0	4,300	72	
1916	3,805	0	0	3,805	72	
1915	3,731	0	0	3,731	68	

Clergy

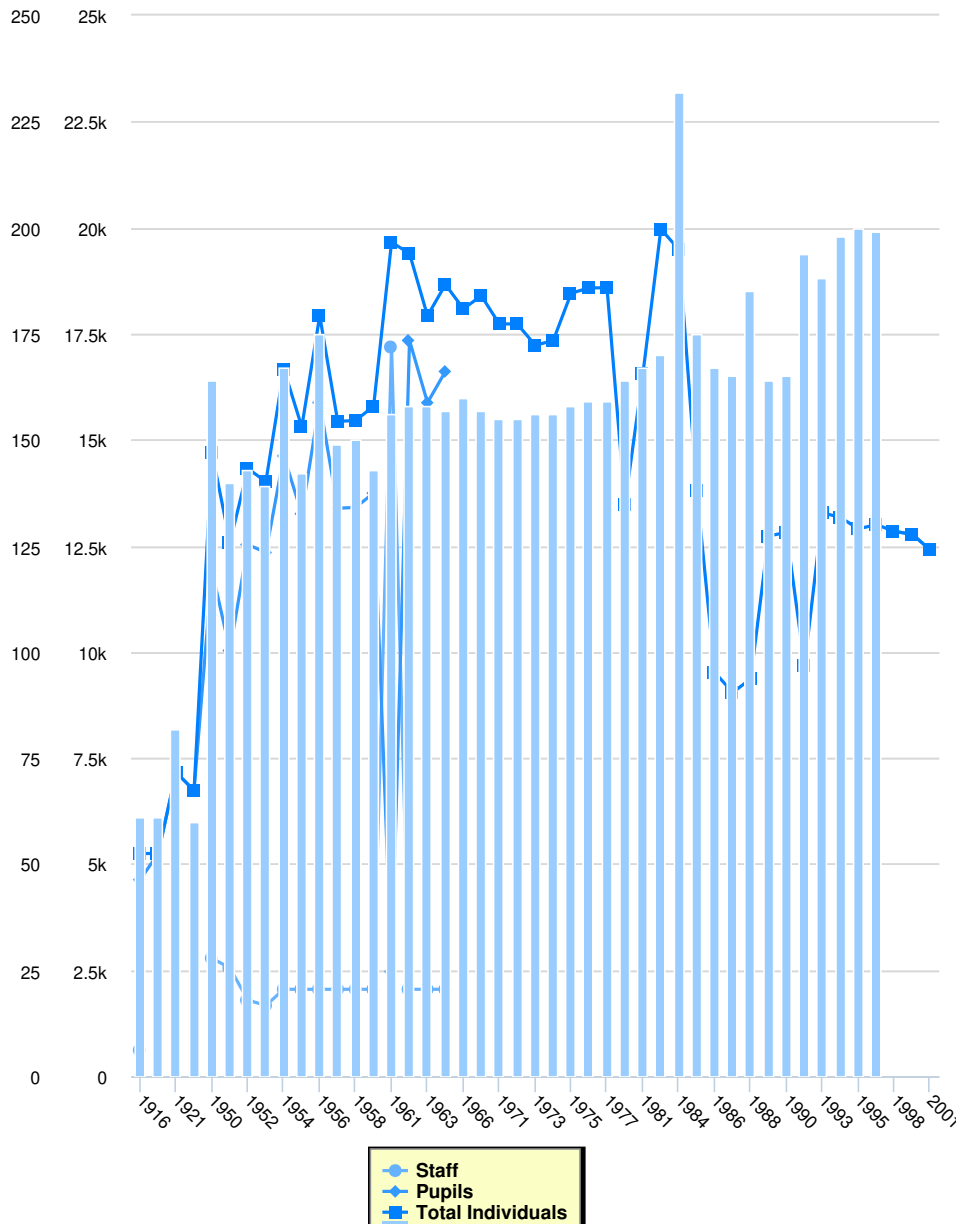


Clergy

	Serving Churches	Retired	Other Service to the Church	Total Clergy
2001	151	109	35	295
1999	140	143	60	343
1998	108	143	60	311
1996	133	0	0	318
1995	126	0	0	315
1994	177	0	0	290
1993	161	0	0	353
1992	252	0	0	284
1990	252	0	0	486
1989	186	0	0	239
1988	185	0	0	233
1987	185	0	0	241
1986	185	0	0	227
1985	197	0	0	235

	Serving Churches	Retired	Other Service to the Church	Total Clergy
1984	159	0	0	255
1983	121	0	0	236
1981	98	0	0	211
1979	126	0	0	266
1977	118	0	0	279
1976	116	0	0	279
1975	141	0	0	280
1974	111	0	0	256
1973	165	0	0	311
1972	127	0	0	197
1971	160	0	0	235
1969	155	0	0	230
1968	154	0	0	229
1967	109	0	0	245
1966	109	0	0	245
1965	156	0	0	302
1963	145	0	0	286
1962	156	0	0	245
1961	150	0	0	245
1959	141	0	0	245
1958	140	0	0	247
1957	133	0	0	191
1956	121	0	0	299
1955	114	0	0	224
1954	113	0	0	217
1953	112	0	0	343
1952	103	0	0	200
1951	105	0	0	192
1950	125	0	148	273
1947	0	0	0	75
1944	0	0	0	75
1941	0	0	0	75
1940	0	0	0	75
1938	0	0	0	75
1936	0	0	0	75
1923	0	0	0	151
1922	0	0	0	238
1921	0	0	0	163
1916	0	0	0	203
1915	0	0	0	178

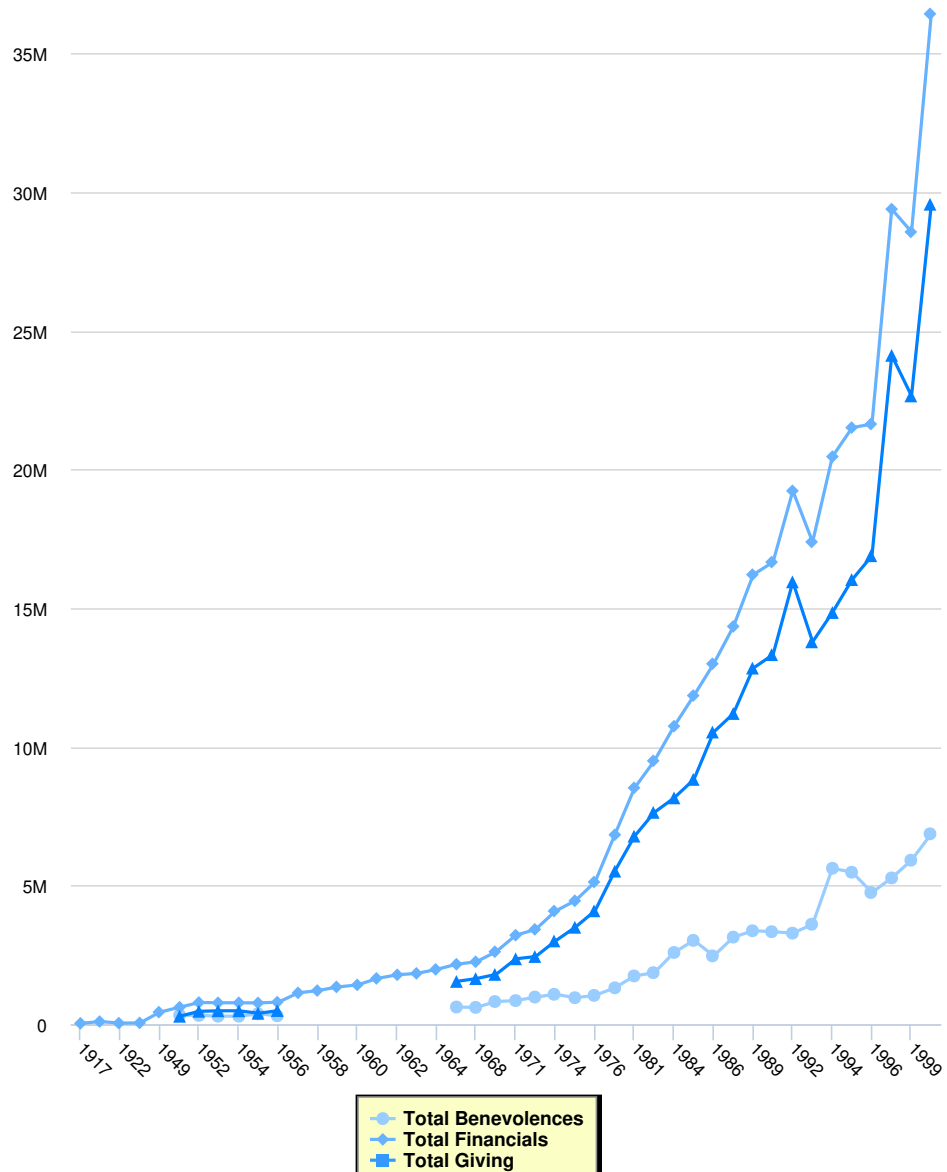
Education



	Education			
	Total Schools	Staff	Pupils	Total Individuals
2001	0	0	12,404	12,404
1999	0	0	12,771	12,771
1998	0	0	12,840	12,840
1996	199	0	0	13,000
1995	200	0	0	12,899
1994	198	0	0	13,170
1993	188	0	0	13,278
1992	194	0	0	9,672
1990	165	0	0	12,818
1989	164	0	0	12,730
1988	185	0	0	9,365
1987	165	0	0	9,043
1986	167	0	0	9,516

	Total Schools	Staff	Pupils	Total Individuals
1985	175	0	0	13,809
1984	232	0	0	19,484
1983	170	0	0	19,964
1981	167	0	0	16,556
1979	164	0	0	13,483
1977	159	0	0	18,580
1976	159	0	0	18,580
1975	158	0	0	18,451
1974	156	0	0	17,332
1973	156	0	0	17,229
1972	155	0	0	17,729
1971	155	0	0	17,729
1967	157	0	0	18,392
1966	160	0	0	18,086
1965	157	2,048	16,609	18,657
1963	158	2,048	15,873	17,921
1962	158	2,048	17,341	19,389
1961	156	17,186	2,468	19,654
1959	143	2,048	13,742	15,790
1958	150	2,048	13,405	15,453
1957	149	2,048	13,385	15,433
1956	175	2,048	15,875	17,923
1955	142	2,048	13,254	15,302
1954	167	2,048	14,618	16,666
1953	139	1,668	12,342	14,010
1952	143	1,792	12,527	14,319
1951	140	2,548	10,032	12,580
1950	164	2,781	11,909	14,690
1922	60	0	6,735	6,735
1921	82	0	7,159	7,159
1919	61	0	5,248	5,248
1916	61	617	4,631	5,248

Finance



Finance

	Total Benevolences	Total Financials	Total Giving	Local Expenses	Method
2001	\$6,864,936	\$36,431,223		\$29,566,287	
1999	\$5,913,551	\$28,568,117		\$22,654,566	
1998	\$5,274,612	\$29,391,501		\$24,116,889	
1996	\$4,748,871	\$21,641,025		\$16,892,154	
1995	\$5,480,828	\$21,512,977		\$16,032,149	
1994	\$5,622,005	\$20,466,677		\$14,844,672	
1993	\$3,603,878	\$17,390,272		\$13,786,394	
1992	\$3,283,180	\$19,233,360		\$15,950,180	
1990	\$3,336,580	\$16,663,994		\$13,327,414	
1989	\$3,370,306	\$16,210,344		\$12,840,038	
1987	\$3,139,949	\$14,343,270		\$11,203,321	
1986	\$2,463,558	\$12,997,441		\$10,533,883	
1985	\$3,023,214	\$11,850,154		\$8,826,940	

	Total Benevolences	Total Financials	Total Giving	Local Expenses	Method
1984	\$2,586,843	\$10,747,202		\$8,160,359	
1983	\$1,858,632	\$9,497,045		\$7,638,413	
1981	\$1,740,711	\$8,522,568		\$6,781,857	
1979	\$1,312,046	\$6,831,083		\$5,519,037	
1976	\$1,038,484	\$5,126,976		\$4,088,492	
1975	\$955,845	\$4,450,997		\$3,495,152	
1974	\$1,078,576	\$4,080,794		\$3,002,218	
1972	\$978,957	\$3,419,357		\$2,440,400	
1971	\$851,725	\$3,209,511		\$2,357,786	
1969	\$817,445	\$2,613,304		\$1,795,859	
1968	\$606,179	\$2,251,435		\$1,645,256	
1967	\$619,851	\$2,162,165		\$1,542,314	
1964	\$0	\$1,976,840		\$0	
1963	\$0	\$1,832,499		\$0	
1962	\$0	\$1,781,251		\$0	
1961	\$0	\$1,651,456		\$0	
1960	\$0	\$1,417,024		\$0	
1959	\$0	\$1,344,115		\$0	
1958	\$0	\$1,213,369		\$0	
1957	\$0	\$1,130,888		\$0	
1956	\$303,048	\$795,514		\$492,466	
1955	\$373,382	\$767,206		\$393,824	
1954	\$289,601	\$773,085		\$483,484	
1953	\$289,601	\$773,085		\$483,484	
1952	\$317,318	\$782,790		\$465,472	
1951	\$327,415	\$613,223		\$285,808	
1949	\$0	\$434,899		\$0	
1923	\$0	\$47,329		\$0	
1922	\$0	\$39,181		\$0	
1921	\$0	\$95,368		\$0	
1917	\$0	\$31,841		\$0	