



THE YEARBOOK

of American & Canadian Churches

ASSOCIATION OF STATISTICIANS OF AMERICAN RELIGIOUS BODIES

THE YEARBOOK OF AMERICAN & CANADIAN CHURCHES

Copyright © 2020 Association of Statisticians of American Religious Bodies All rights reserved.

No part of this book may be reproduced in any manner whatsoever without written permission of the publisher except in brief quotations embodied in critical articles or reviews. For more information, contact the Association of of Statisticians of American Religious Bodies

ABOUT THE YEARBOOK

The Yearbook of American & Canadian Churches has served as the definitive handbook of North American denominations since 1916. Over our 100 year history, The Yearbook has remained an authoritative source for the most accurate and complete compilation of statistical data for North American religious bodies. Now an interactive online application, The Yearbook continues to catalog census information for *** denominational religious bodies. As of 2020, the Yearbook represents ***,*** faithful members, ***,*** clergy, ***,*** congregations, **,*** educational bodies, and more than \$***,***,***,***.** in total financial commitment.

Each listing contains a brief paragraph about the religious body, contact information for the group, and informative graphs detailing current and historical statistical data. Previously stewarded by the National Council of Churches, The Yearbook is overseen by the Association of Statisticians of American Religious Bodies (ASARB). in partnership with The National Council of Churches and Lake Institute on Faith and Giving. We invite you to join our effort by adding data for your religious group, becoming an ASARB member or making a contribution to our cause.

Visit us online at www.asarb.org.

OUR PARTNERS



CONSERVATIVE BAPTIST ASSOCIATION OF AMERICA (CBAMERICA)



Headquarters

1501 W. Mineral Ave., Suite
B
Littleton, CO 80120-5612
United States
[\(888\)627-1995](tel:(888)627-1995)
info@cbamerica.org
<https://www.cbameri...>
[Christian Protestant TO BE
ALLOCATED](#)

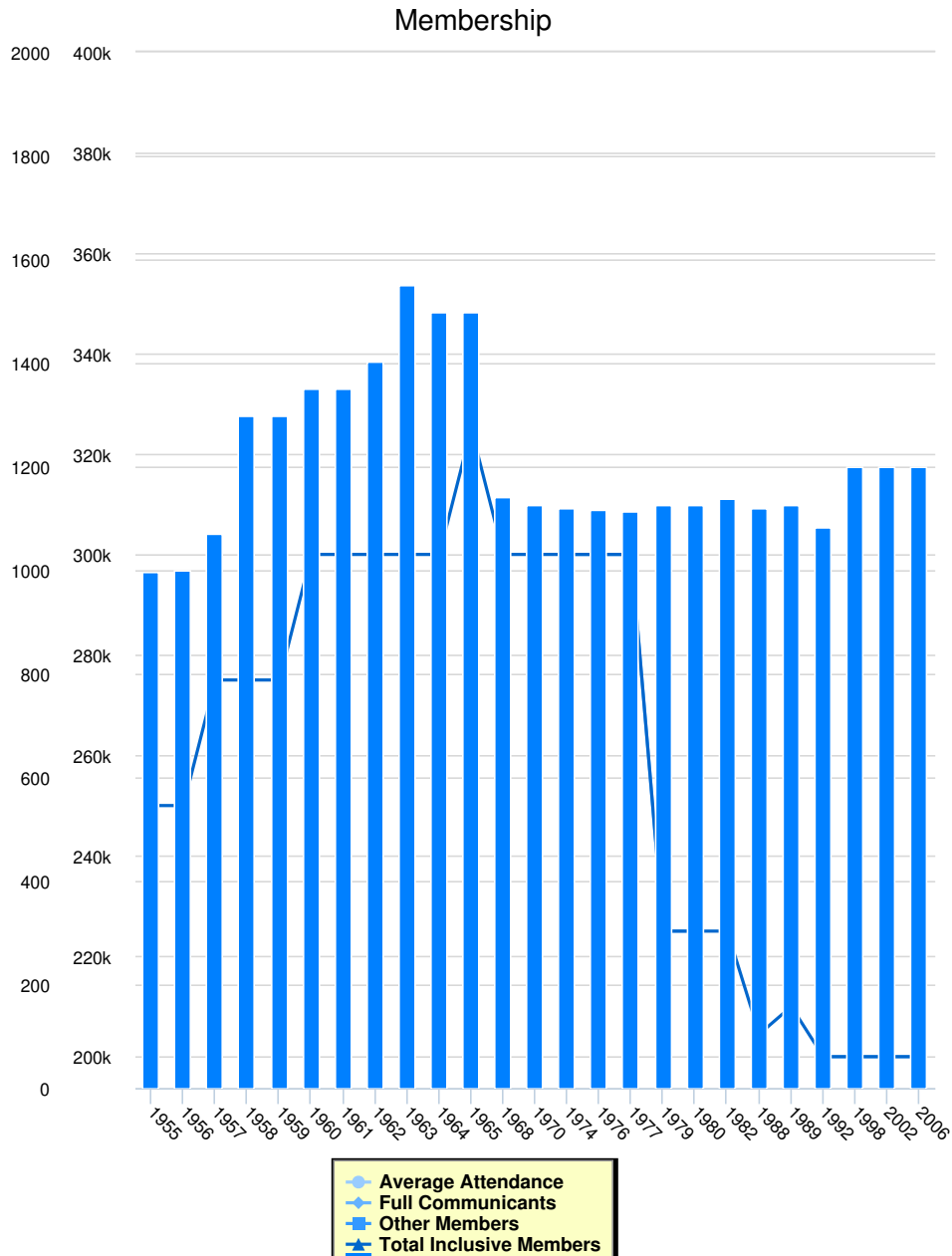
Attesting Officer

BISHOP CHET SMITH
General Supt.
[\(770\)228-4833](tel:(770)228-4833)
chchurch@bellsouth.net

Media Contact

DR. DENNIS L. GORTON

The Conservative Baptist Association of America (now known as CBAmerica) was organized May 17, 1947 at Atlantic City, N.J. The Old and New Testaments are regarded as the divinely inspired Word of God and are therefore infallible and of supreme authority. Each local church is independent, autonomous and free from ecclesiastical or political authority. CBAmerica provides wide-ranging support to its affiliate churches and individuals through nine regional associations. CBA offers personnel to assist churches in areas such as growth and health conflict resolution and financial analysis. The association supports its clergy with retirement planning, referrals for new places of ministry and spiritual counseling. The Conservative Baptist Women's Ministries assists women in the church to be effective in their personal growth and leadership. Each June or July there is a National Conference giving members an opportunity for fellowship, inspiration and motivation.



Instructions for the Chart and Legend

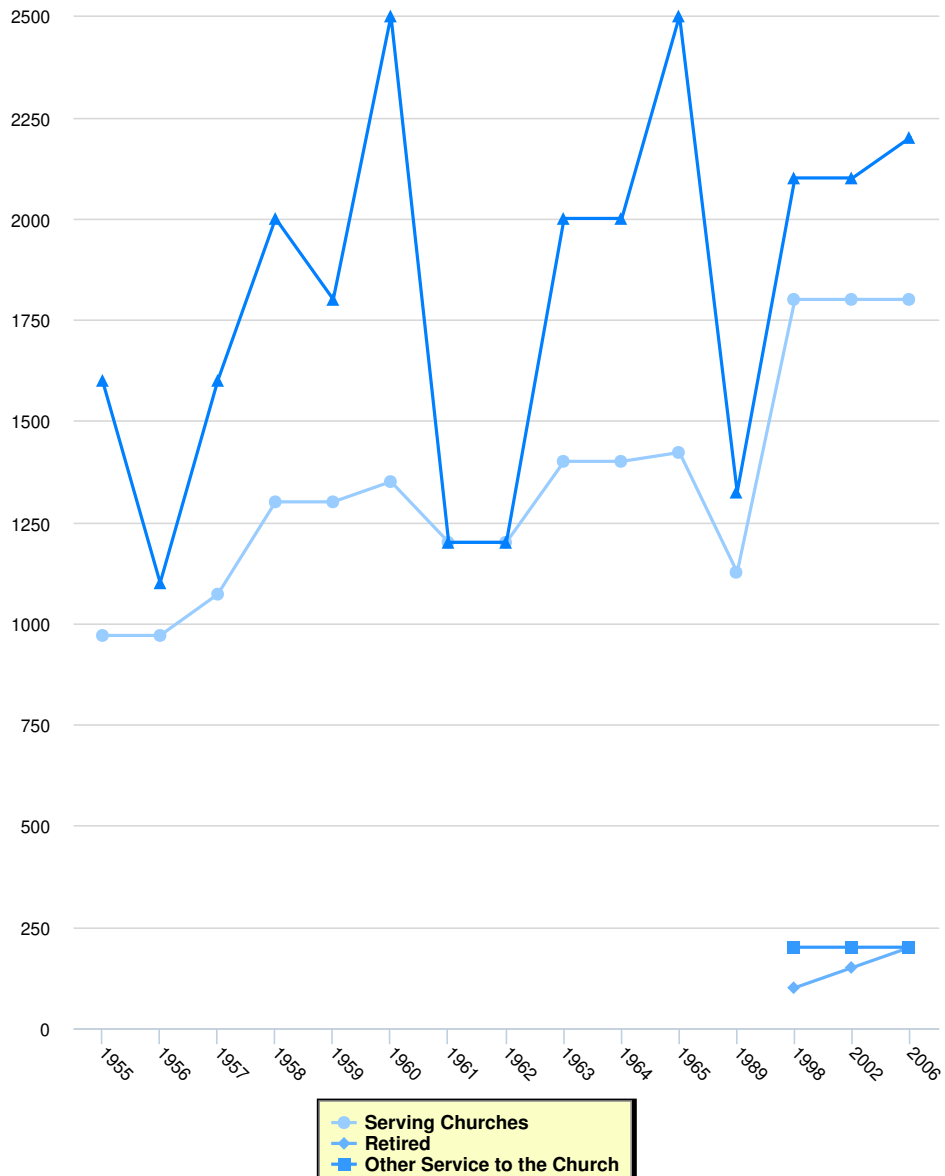
Simply click on the data set in the legend to make the values appear or disappear from the chart.

Membership

	Full Communicants	Average Attendance	Other Members	Total Inclusive Members	Total Churches	Membership Calculation Method
2006	200,000	0	0	200,000	1,200	
2002	200,000	0	0	200,000	1,200	
1998	200,000	0	0	200,000	1,200	
1992	200,000	0	0	200,000	1,084	
1989	0	0	0	210,000	1,126	
1988	204,496	0	0	204,496	1,121	
1982	0	0	0	225,000	1,140	
1980	225,000	0	0	225,000	1,126	
1979	225,000	0	0	225,000	1,125	
1977	300,000	0	0	300,000	1,114	

	Full Communicants	Average Attendance	Other Members	Total Inclusive Members	Total Churches	Membership Calculation Method
1976	300,000	0	0	300,000	1,117	
1974	300,000	0	0	300,000	1,120	
1970	0	0	0	300,000	1,127	
1968	0	0	0	300,000	1,143	
1965	0	0	0	325,000	1,500	
1964	0	0	0	300,000	1,500	
1963	0	0	0	300,000	1,550	
1962	0	0	0	300,000	1,403	
1961	0	0	0	300,000	1,351	
1960	0	0	0	300,000	1,350	
1959	0	0	0	275,000	1,300	
1958	0	0	0	275,000	1,300	
1957	0	0	0	275,000	1,072	
1956	0	0	0	250,000	1,000	
1955	0	0	0	250,000	998	

Clergy

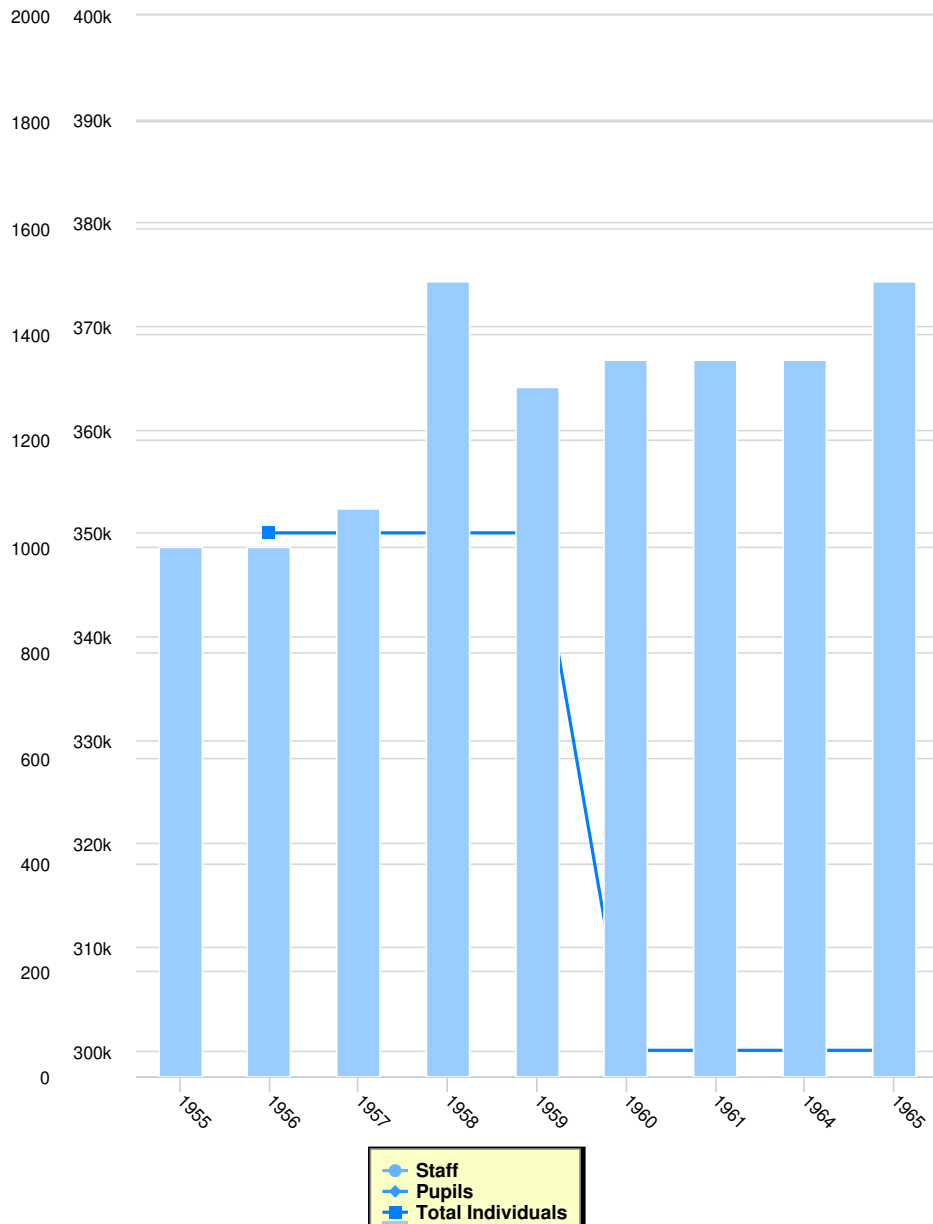


Clergy

	Serving Churches	Retired	Other Service to the Church	Total Clergy
2006	1,800	200	200	2,200
2002	1,800	150	200	2,100
1998	1,800	100	200	2,100
1989	1,126	0	0	1,324
1965	1,422	0	0	2,500
1964	1,400	0	0	2,000
1963	1,400	0	0	2,000
1962	1,200	0	0	1,200
1961	1,200	0	0	1,200
1960	1,350	0	0	2,500
1959	1,300	0	0	1,800
1958	1,300	0	0	2,000
1957	1,072	0	0	1,600
1956	970	0	0	1,100

	Serving Churches	Retired	Other Service to the Church	Total Clergy
1955	970	0	0	1,600

Education



Education

	Total Schools	Staff	Pupils	Total Individuals
1965	1,500	0	0	300,000
1964	1,351	0	0	300,000
1961	1,351	0	0	300,000
1960	1,350	0	0	300,000
1959	1,300	0	0	350,000
1958	1,500	0	0	350,000
1957	1,072	0	0	350,000
1956	1,000	0	0	350,000
1955	998	0	0	0

Total Benevolences	Total Financials	Finance	Total Giving	Local Expenses	Method
---------------------------	-------------------------	---------	---------------------	-----------------------	---------------

There is no data yet