



THE YEARBOOK

of American & Canadian Churches

ASSOCIATION OF STATISTICIANS OF AMERICAN RELIGIOUS BODIES

THE YEARBOOK OF AMERICAN & CANADIAN CHURCHES

Copyright © 2020 Association of Statisticians of American Religious Bodies All rights reserved.

No part of this book may be reproduced in any manner whatsoever without written permission of the publisher except in brief quotations embodied in critical articles or reviews. For more information, contact the Association of of Statisticians of American Religious Bodies

ABOUT THE YEARBOOK

The Yearbook of American & Canadian Churches has served as the definitive handbook of North American denominations since 1916. Over our 100 year history, The Yearbook has remained an authoritative source for the most accurate and complete compilation of statistical data for North American religious bodies. Now an interactive online application, The Yearbook continues to catalog census information for *** denominational religious bodies. As of 2020, the Yearbook represents ***,*** faithful members, ***,*** clergy, ***,*** congregations, **,*** educational bodies, and more than \$***,***,***,***.** in total financial commitment.

Each listing contains a brief paragraph about the religious body, contact information for the group, and informative graphs detailing current and historical statistical data. Previously stewarded by the National Council of Churches, The Yearbook is overseen by the Association of Statisticians of American Religious Bodies (ASARB). in partnership with The National Council of Churches and Lake Institute on Faith and Giving. We invite you to join our effort by adding data for your religious group, becoming an ASARB member or making a contribution to our cause.

Visit us online at www.asarb.org.

OUR PARTNERS



CANADIAN BAPTIST MINISTRIES



Headquarters

7185 Millcreek Dr.
Mississauga ON L5N 5R4
Canada
[\(905\)821-3533](tel:(905)821-3533)
info@bmechristchurch.org
<https://www.cbmin.org>
[Christian Protestant TO BE
ALLOCATED](#)

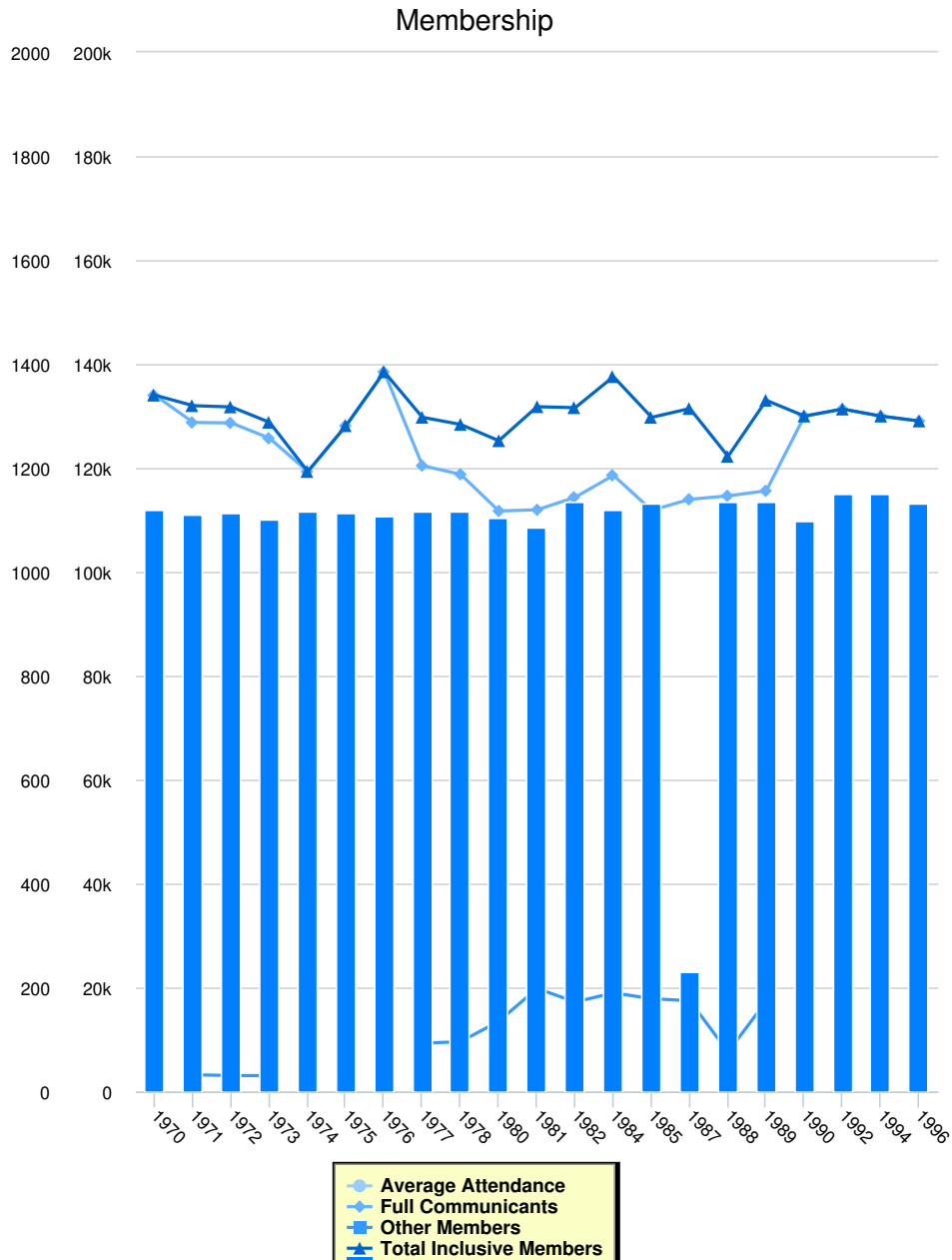
Attesting Officer

DAVID ROGELSTAD
Director of Communications
[\(905\)821-3533](tel:(905)821-3533)
info@cbmin.org

Media Contact

DAVID ROGELSTAD
Director of Communications
[\(905\)821-3533](tel:(905)821-3533)
info@cbmin.org

The Canadian Baptist Ministries has four federated member bodies, (1) Baptist Convention of Ontario and Quebec, (2) Baptist Union of Western Canada, (3) the United Baptist Convention of the Atlantic Provinces, (4) Union d'Églises Baptistes Françaises au Canada (French Baptist Union). Its main purpose is to act as a coordinating agency for the four groups for mission in all five continents.



Instructions for the Chart and Legend

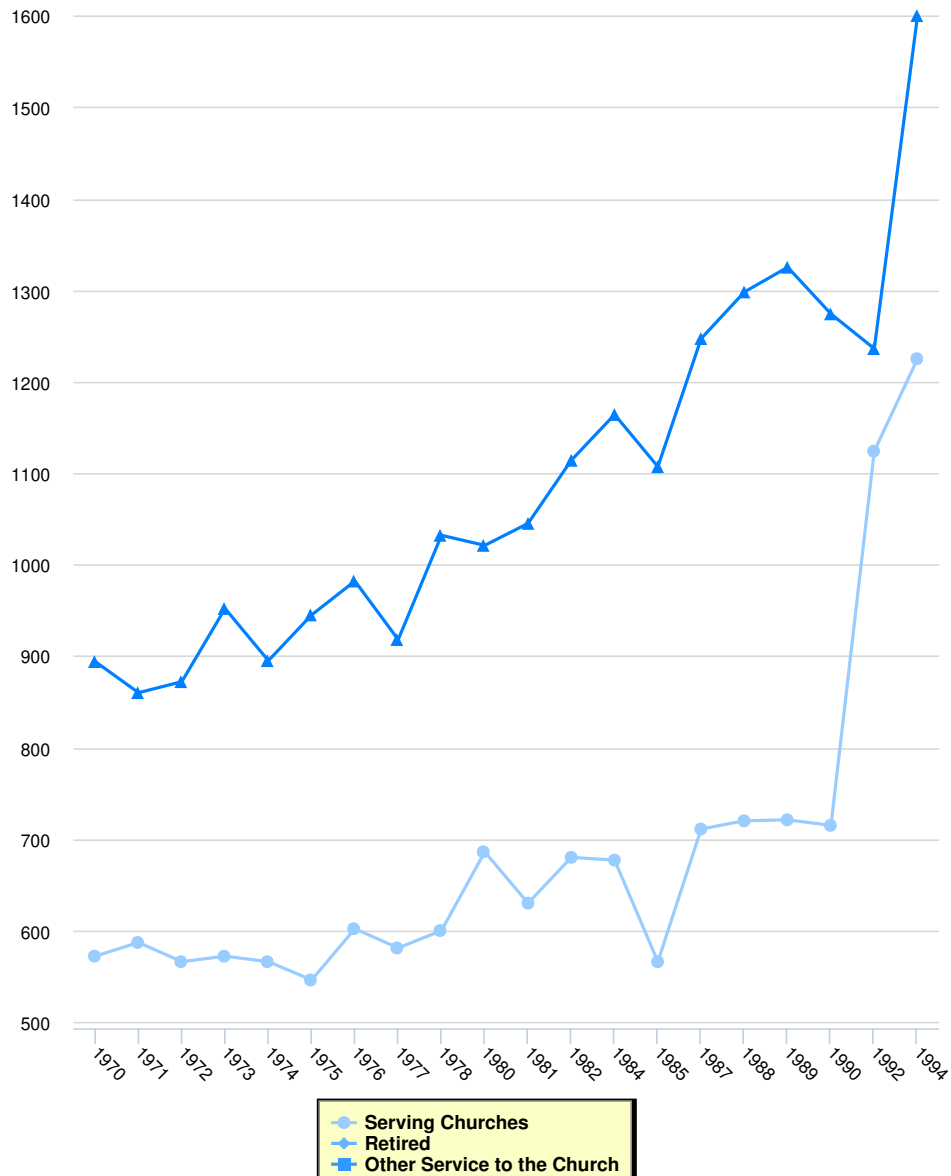
Simply click on the data set in the legend to make the values appear or disappear from the chart.

Membership

	Full Communicants	Average Attendance	Other Members	Total Inclusive Members	Total Churches	Membership Calculation Method
1996	129,055	0	0	129,055	1,133	
1994	130,000	0	0	130,000	1,150	
1992	131,349	0	0	131,349	1,150	
1990	130,000	0	0	130,000	1,100	
1989	115,615	0	17,417	133,032	1,135	
1988	114,647	0	7,600	122,247	1,136	
1987	113,981	0	17,471	131,452	231	
1985	111,881	0	17,876	129,757	1,131	
1984	118,597	0	18,993	137,590	1,120	
1982	114,377	0	17,236	131,613	1,135	

	Full Communicants	Average Attendance	Other Members	Total Inclusive Members	Total Churches	Membership Calculation Method
1981	111,960	0	19,845	131,805	1,085	
1980	111,737	0	13,522	125,259	1,106	
1978	118,791	0	9,600	128,391	1,117	
1977	120,462	0	9,300	129,762	1,117	
1976	138,514	0	0	138,514	1,107	
1975	128,146	0	0	128,146	1,113	
1974	119,329	0	0	119,329	1,117	
1973	125,733	0	3,061	128,794	1,102	
1972	128,683	0	3,074	131,757	1,113	
1971	128,774	0	3,229	132,003	1,110	
1970	134,027	0	0	134,027	1,119	

Clergy

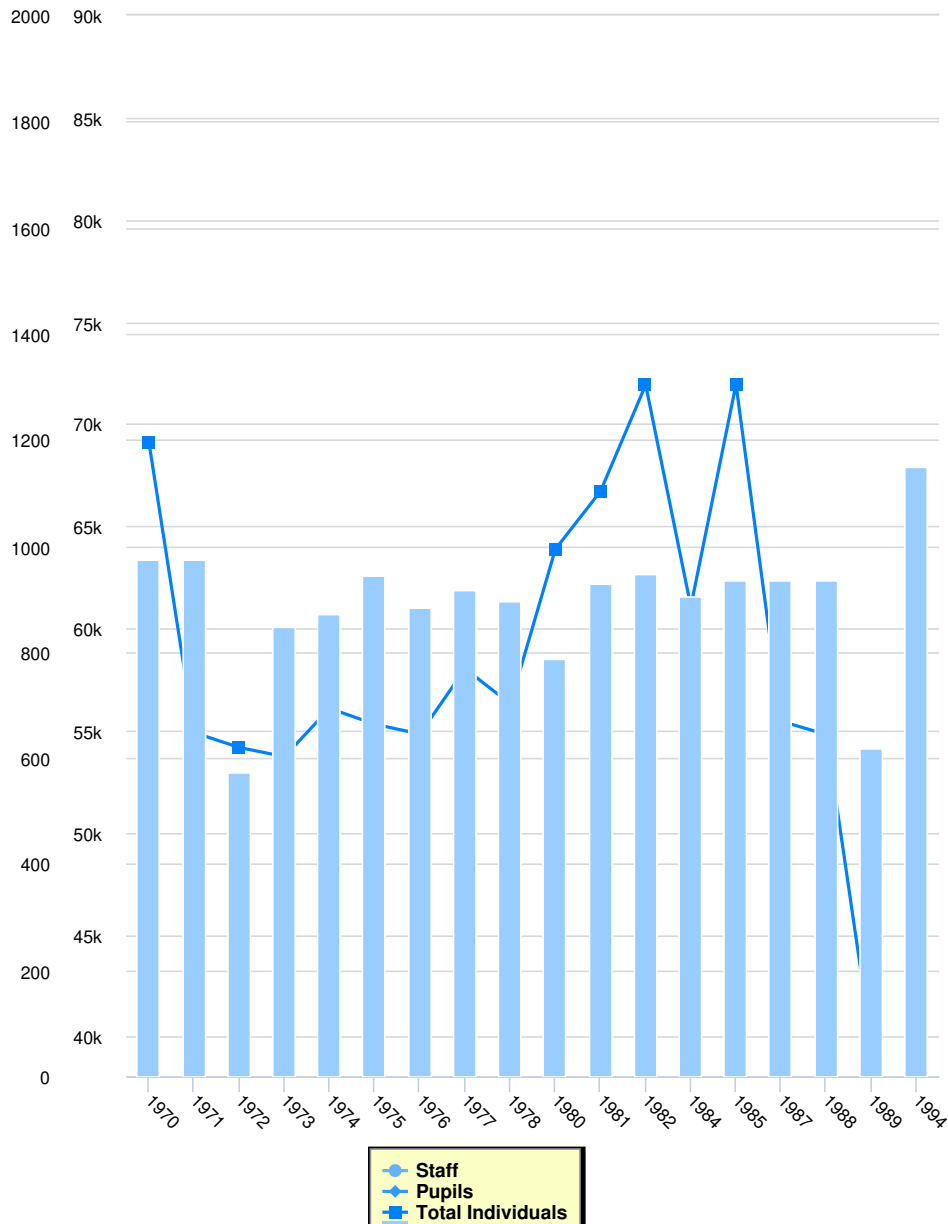


Clergy

	Serving Churches	Retired	Other Service to the Church	Total Clergy
1994	1,225	0	0	1,600
1992	1,124	0	0	1,236
1990	715	0	0	1,274
1989	721	0	0	1,325
1988	720	0	0	1,298
1987	711	0	0	1,247
1985	566	0	0	1,107
1984	677	0	0	1,164
1982	680	0	0	1,114
1981	630	0	0	1,045
1980	686	0	0	1,021
1978	600	0	0	1,032
1977	581	0	0	918
1976	602	0	0	982

	Serving Churches	Retired	Other Service to the Church	Total Clergy
1975	546	0	0	945
1974	566	0	0	895
1973	572	0	0	952
1972	566	0	0	872
1971	587	0	0	860
1970	572	0	0	894

Education



Education				
	Total Schools	Staff	Pupils	Total Individuals
1994	1,150	0	0	0
1989	619	0	0	39,693
1988	935	0	0	54,806
1987	934	0	0	55,454
1985	935	0	0	71,944
1984	906	0	0	61,071
1982	946	0	0	71,918
1981	930	0	0	66,710
1980	787	0	0	63,875
1978	896	0	0	56,305
1977	916	0	0	58,026
1976	884	0	0	54,829
1975	945	0	0	55,308

	Total Schools	Staff	Pupils	Total Individuals
1974	872	0	0	56,085
1973	849	0	0	53,721
1972	574	0	0	54,169
1971	973	0	0	54,899
1970	973	0	0	69,095

Total Benevolences	Total Financials	Finance	Total Giving	Local Expenses	Method
---------------------------	-------------------------	---------	---------------------	-----------------------	---------------

There is no data yet