



# **THE YEARBOOK**

of American & Canadian Churches

ASSOCIATION OF STATISTICIANS OF AMERICAN RELIGIOUS BODIES

# THE YEARBOOK OF AMERICAN & CANADIAN CHURCHES

Copyright © 2020 Association of Statisticians of American Religious Bodies All rights reserved.

No part of this book may be reproduced in any manner whatsoever without written permission of the publisher except in brief quotations embodied in critical articles or reviews. For more information, contact the Association of of Statisticians of American Religious Bodies

## ABOUT THE YEARBOOK

The Yearbook of American & Canadian Churches has served as the definitive handbook of North American denominations since 1916. Over our 100 year history, The Yearbook has remained an authoritative source for the most accurate and complete compilation of statistical data for North American religious bodies. Now an interactive online application, The Yearbook continues to catalog census information for \*\*\* denominational religious bodies. As of 2020, the Yearbook represents \*\*\*,\*\*\* faithful members, \*\*\*,\*\*\* clergy, \*\*\*,\*\*\* congregations, \*\*,\*\*\* educational bodies, and more than \$\*\*\*,\*\*\*,\*\*\*,\*\*\*.\*\* in total financial commitment.

Each listing contains a brief paragraph about the religious body, contact information for the group, and informative graphs detailing current and historical statistical data. Previously stewarded by the National Council of Churches, The Yearbook is overseen by the Association of Statisticians of American Religious Bodies (ASARB). in partnership with The National Council of Churches and Lake Institute on Faith and Giving. We invite you to join our effort by adding data for your religious group, becoming an ASARB member or making a contribution to our cause.

Visit us online at [www.asarb.org](http://www.asarb.org).

## OUR PARTNERS



## THE WESLEYAN CHURCH OF CANADA [CANADA]



### Headquarters

3545 Centennial Rd  
Lyn K0E 1M0  
Canada  
[\(877\) 862-4637](tel:(877)862-4637)  
[office.ccdwesleyan@gmail.com](mailto:office.ccdwesleyan@gmail.com)  
<https://www.ccdwesl...>  
[Christian Protestant TO BE  
ALLOCATED](#)

### Attesting Officer

DR. H.C. WILSON  
[\(506\)383-8326](tel:(506)383-8326)  
[information@wesleyan.org](mailto:information@wesleyan.org)

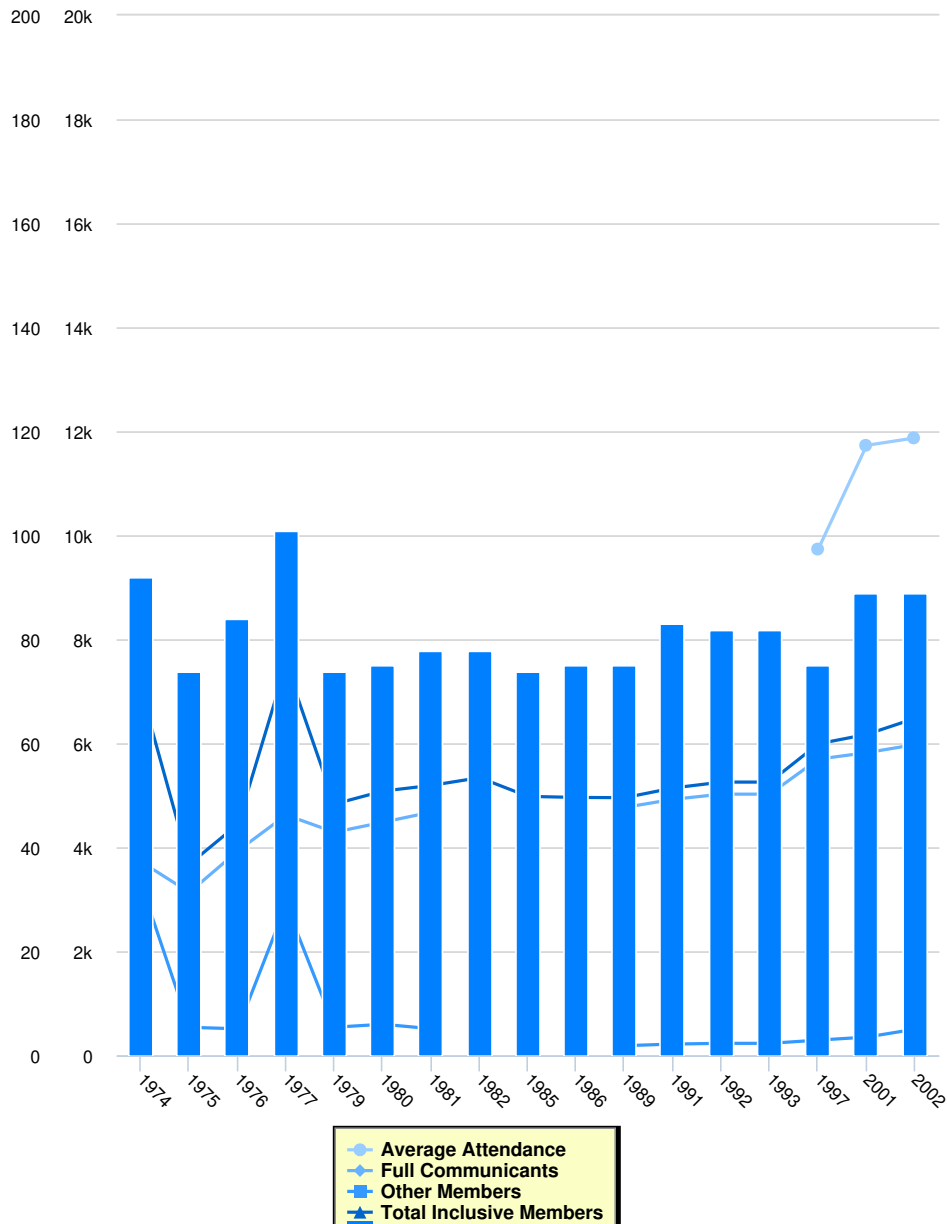
### Media Contact

REV. DR. PETER RIGBY

This group is the Canadian portion of The Wesleyan Church which consists of the Atlantic and Central Canada districts. The Central Canada District of the former Wesleyan Methodist Church of America was organized at Winchester, Ontario, in 1889 and the Atlantic District was founded in 1888 as the Alliance of the Reformed Baptist Church, which merged with the Wesleyan Methodist Church in July, 1966.

The Wesleyan Methodist Church and the Pilgrim Holiness Church merged in June, 1968, to become The Wesleyan Church. The doctrine is evangelical and Wesleyan Arminian and stresses holiness beliefs. For more details, consult the U.S. listing under The Wesleyan Church.

## Membership



### Instructions for the Chart and Legend

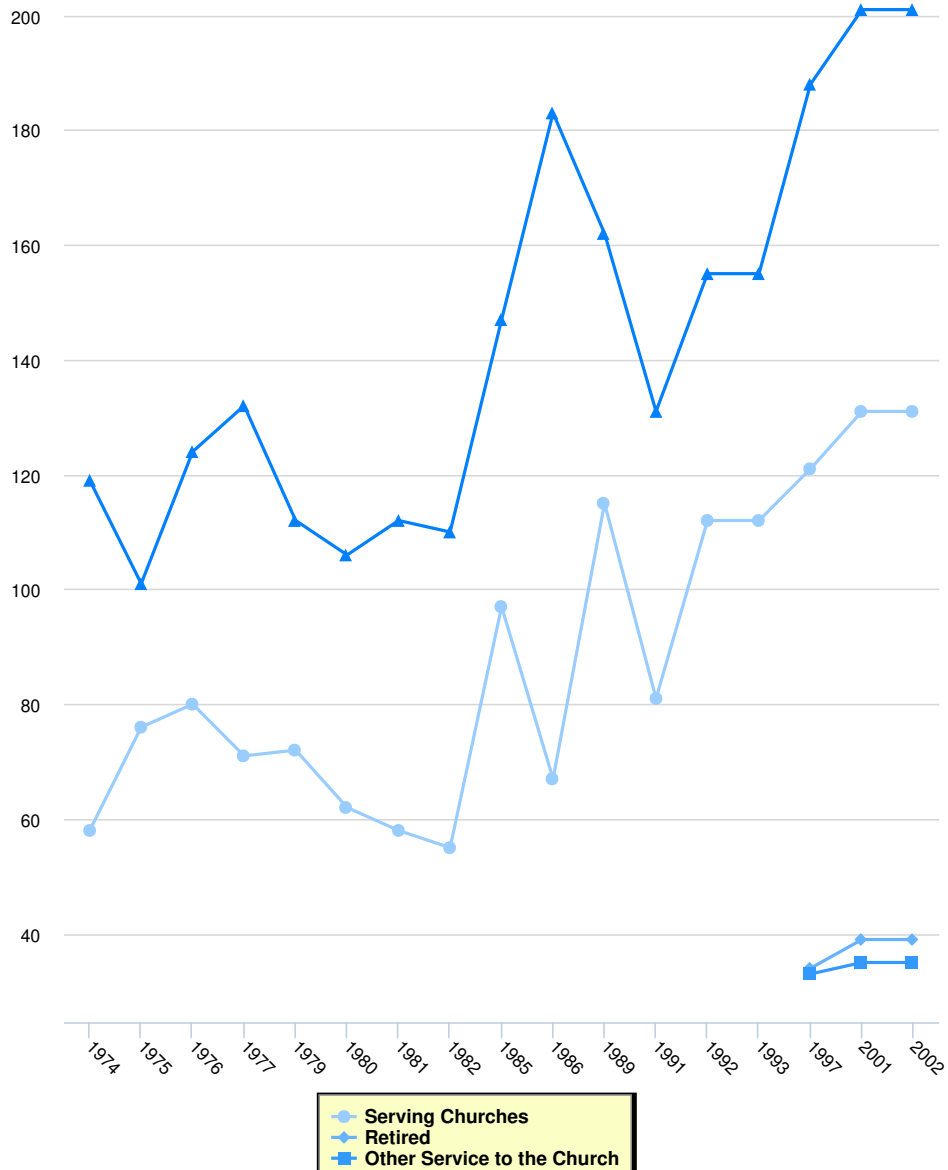
Simply click on the data set in the legend to make the values appear or disappear from the chart.

### Membership

	Full Communicants	Average Attendance	Other Members	Total Inclusive Members	Total Churches	Membership Calculation Method
2002	5,977	11,875	504	6,481	89	
2001	5,821	11,732	352	6,173	89	
1997	5,698	9,737	294	5,992	75	
1993	5,024	0	232	5,256	82	
1992	5,024	0	232	5,256	82	
1991	4,925	0	218	5,143	83	
1989	4,769	0	187	4,956	75	
1986	0	0	0	4,961	75	
1985	4,663	0	318	4,981	74	
1982	0	0	0	5,341	78	

	<b>Full Communicants</b>	<b>Average Attendance</b>	<b>Other Members</b>	<b>Total Inclusive Members</b>	<b>Total Churches</b>	<b>Membership Calculation Method</b>
1981	4,679	0	513	5,192	78	
1980	4,484	0	599	5,083	75	
1979	4,292	0	542	4,834	74	
1977	4,623	0	2,899	7,522	101	
1976	3,932	0	512	4,444	84	
1975	3,135	0	540	3,675	74	
1974	3,725	0	3,300	7,025	92	

## Clergy

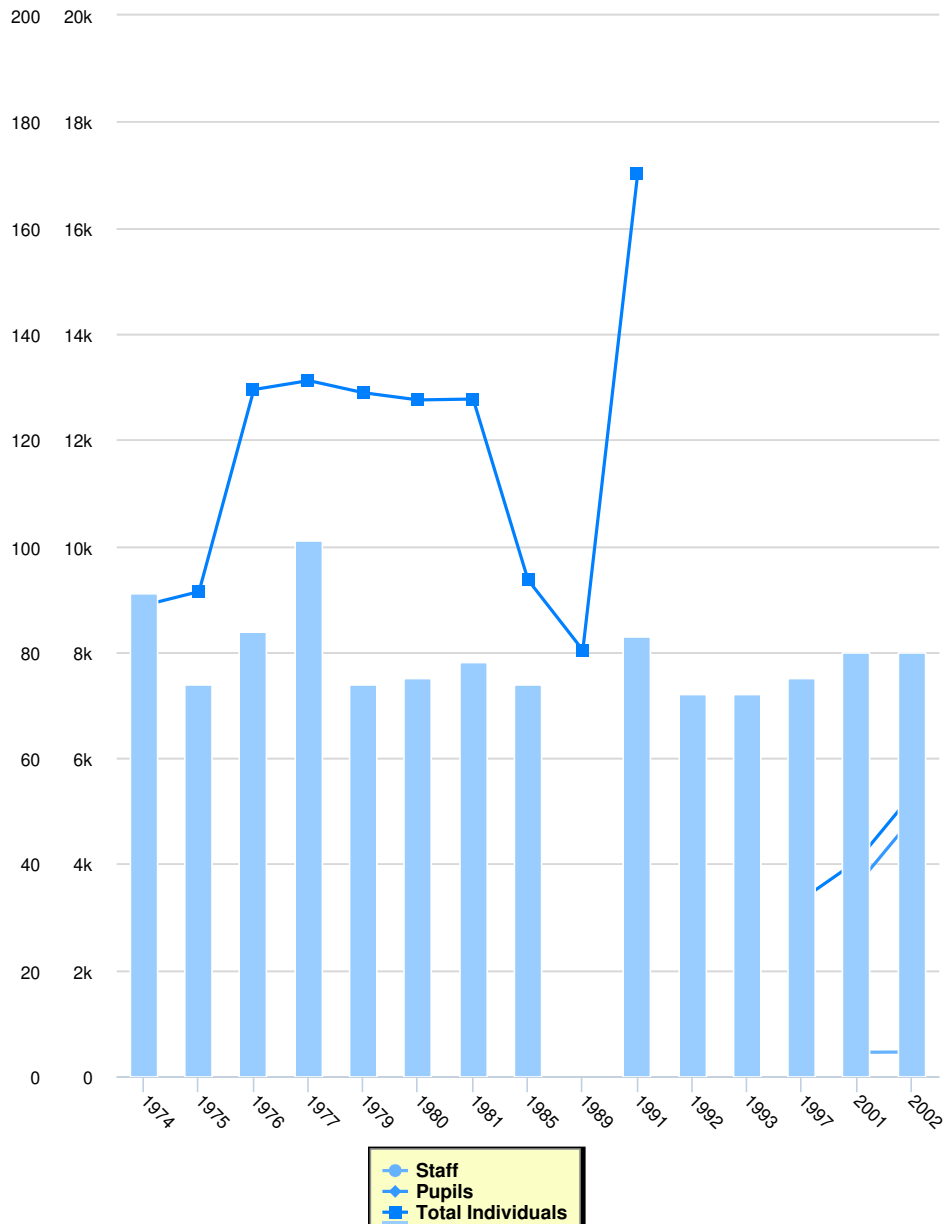


## Clergy

	Serving Churches	Retired	Other Service to the Church	Total Clergy
2002	131	39	35	201
2001	131	39	35	201
1997	121	34	33	188
1993	112	0	0	155
1992	112	0	0	155
1991	81	0	0	131
1989	115	0	0	162
1986	67	0	0	183
1985	97	0	0	147
1982	55	0	0	110
1981	58	0	0	112
1980	62	0	0	106
1979	72	0	0	112
1977	71	0	0	132

	<b>Serving Churches</b>	<b>Retired</b>	<b>Other Service to the Church</b>	<b>Total Clergy</b>
1976	80	0	0	124
1975	76	0	0	101
1974	58	0	0	119

## Education



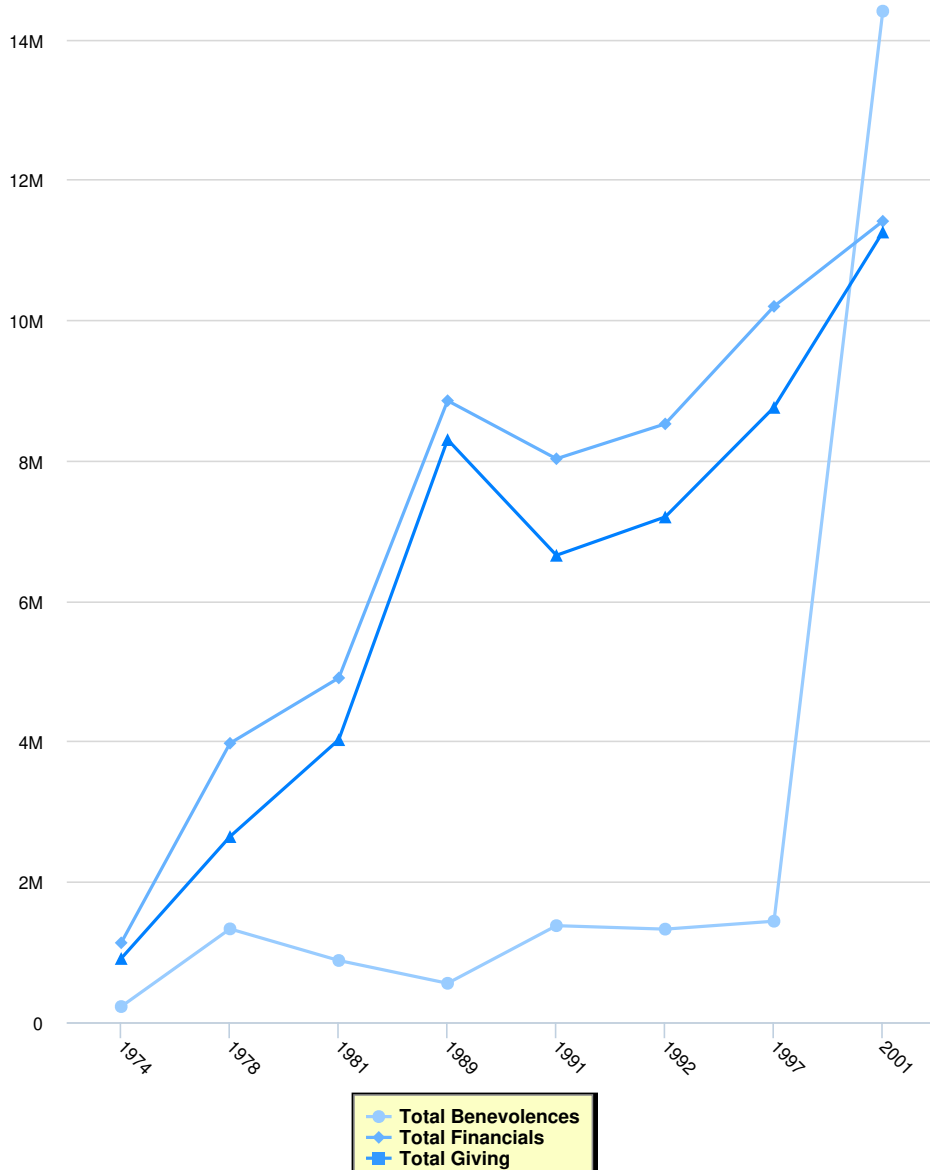
## Education

	<b>Total Schools</b>	<b>Staff</b>	<b>Pupils</b>	<b>Total Individuals</b>
2002	80	456	4,850	5,306
2001	80	451	3,604	4,055
1997	75	0	0	3,336
1993	72	0	0	0
1992	72	0	0	0
1991	83	0	0	17,010
1989	0	0	0	8,033
1985	74	0	0	9,358
1981	78	0	0	12,767
1980	75	0	0	12,750
1979	74	0	0	12,886
1977	101	0	0	13,115
1976	84	0	0	12,946



	<b>Total Schools</b>	<b>Staff</b>	<b>Pupils</b>	<b>Total Individuals</b>
1975	74	0	0	9,137
1974	91	0	0	8,878

## Finance



## Finance

	<b>Total Benevolences</b>	<b>Total Financials</b>	<b>Total Giving</b>	<b>Local Expenses</b>	<b>Method</b>
2001	\$14,396,942	\$11,406,443		\$11,251,957	
1997	\$1,438,117	\$10,193,278		\$8,755,161	
1992	\$1,325,210	\$8,519,899		\$7,194,689	
1991	\$1,374,578	\$8,023,384		\$6,648,806	
1989	\$554,106	\$8,850,516		\$8,296,410	
1981	\$878,809	\$4,902,200		\$4,023,391	
1978	\$1,328,836	\$3,972,200		\$2,643,364	
1974	\$222,679	\$1,130,362		\$907,683	