



# **THE YEARBOOK**

of American & Canadian Churches

ASSOCIATION OF STATISTICIANS OF AMERICAN RELIGIOUS BODIES

# THE YEARBOOK OF AMERICAN & CANADIAN CHURCHES

Copyright © 2020 Association of Statisticians of American Religious Bodies All rights reserved.

No part of this book may be reproduced in any manner whatsoever without written permission of the publisher except in brief quotations embodied in critical articles or reviews. For more information, contact the Association of of Statisticians of American Religious Bodies

## ABOUT THE YEARBOOK

The Yearbook of American & Canadian Churches has served as the definitive handbook of North American denominations since 1916. Over our 100 year history, The Yearbook has remained an authoritative source for the most accurate and complete compilation of statistical data for North American religious bodies. Now an interactive online application, The Yearbook continues to catalog census information for \*\*\* denominational religious bodies. As of 2020, the Yearbook represents \*\*\*,\*\*\* faithful members, \*\*\*,\*\*\* clergy, \*\*\*,\*\*\* congregations, \*\*,\*\*\* educational bodies, and more than \$\*\*\*,\*\*\*,\*\*\*,\*\*\*.\*\* in total financial commitment.

Each listing contains a brief paragraph about the religious body, contact information for the group, and informative graphs detailing current and historical statistical data. Previously stewarded by the National Council of Churches, The Yearbook is overseen by the Association of Statisticians of American Religious Bodies (ASARB). in partnership with The National Council of Churches and Lake Institute on Faith and Giving. We invite you to join our effort by adding data for your religious group, becoming an ASARB member or making a contribution to our cause.

Visit us online at [www.asarb.org](http://www.asarb.org).

## OUR PARTNERS



## CHURCH OF GOD OF PROPHECY



### Headquarters

P.O. Box 2910  
Cleveland, TN 37320-2910  
United States  
[info@cogop.org](mailto:info@cogop.org)  
<https://www.cogop.org>  
[Christian Protestant](#)  
[Evangelical Protestant](#)

### Attesting Officer

REV. JAMES KILGORE  
Gen. Secretary-Treas.  
[\(423\)784-8260](tel:(423)784-8260)  
[cgmahdq@jellico.com](mailto:cgmahdq@jellico.com)

The Church of God of Prophecy is one of the churches that grew out of the work of A. J. Tomlinson in the first half of the twentieth century. Historically it shares a common heritage with the Church of God (Cleveland Tennessee) and is in the mainstream of the classical Pentecostal-Holiness tradition.

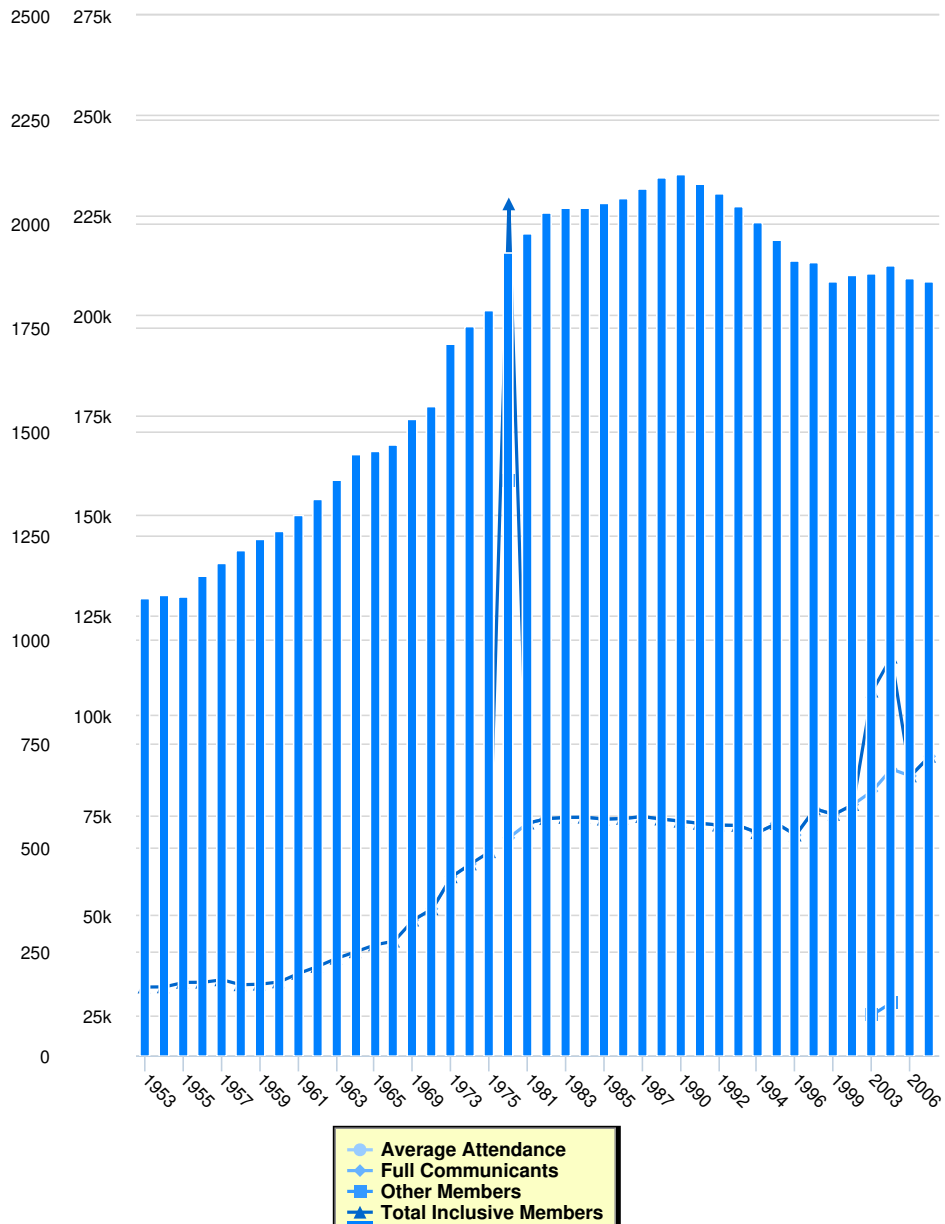
At the death of A.J. Tomlinson in 1943, M.A. Tomlinson was named General Overseer and served until his retirement in 1990. He emphasized unity and fellowship unlimited by racial, social, or political differences. The next General Overseer, Billy D. Murray, Sr., who served from 1990 until his retirement in 2000, emphasized a commitment to the promotion of Christian unity and world evangelization. In July 2000, Fred S. Fisher, Sr. was duly selected to serve as the fourth General Overseer of the Church of God of Prophecy until his retirement in September 2006. In August 2006, Bishop Randall E. Howard, then Global Outreach Ministries Director, was selected as the fifth General Overseer of the Church.

From its beginnings, the Church has based its beliefs on "the whole Bible, rightly divided," and has accepted the Bible as God's Holy Word, inspired, inerrant and infallible. The church is firm in its commitment to orthodox Christian belief. The Church affirms that there is one God, eternally existing in three persons, Father, Son and Holy Spirit. It believes in the deity of Christ, His virgin birth, His sinless life, the physical miracles He performed, His atoning death on the cross, His bodily resurrection, His ascension to the right hand of the Father and His Second coming. The church professes that salvation results from grace alone through faith in Christ, that regeneration by the Holy Spirit is essential for the salvation of sinful men, and that sanctification by the blood of Christ makes possible personal holiness. It affirms the present ministry of the Holy Spirit by Whose indwelling believers are able to live godly lives and have power for service. The church believes in, and promotes, the ultimate unity of believers as prayed for by Christ in John 17. The church stresses the sanctity of human life and is committed to the sanctity of the marriage bond and the importance of strong, loving Christian families. Other official teachings include Holy Spirit baptism with tongues as initial evidence; manifestation of the spiritual gifts; divine healing; premillennial second-coming of Christ; total abstinence from the use of tobacco, alcohol and narcotics; water baptism by immersion; the Lord's supper and washing of the saints' feet; and a concern for moderation and holiness in all dimensions of lifestyle.

The Church is racially integrated on all levels, including top leadership. Women play a prominent role in church affairs, serving in pastoral roles and other leadership positions. The church presbytery has recently adopted plurality of leadership in the selection of a General Oversight Group. This group consists of eight bishops located around the world who, along with the General Overseer, are responsible for inspirational leadership and vision casting for the church body.

The Church has local congregations in all 50 states and more than 120 nations worldwide. Organizationally there is a strong emphasis on international missions, evangelism, youth and children's ministries, women's and men's ministries, stewardship, communications, publishing, leadership development and discipleship.

## Membership



### Instructions for the Chart and Legend

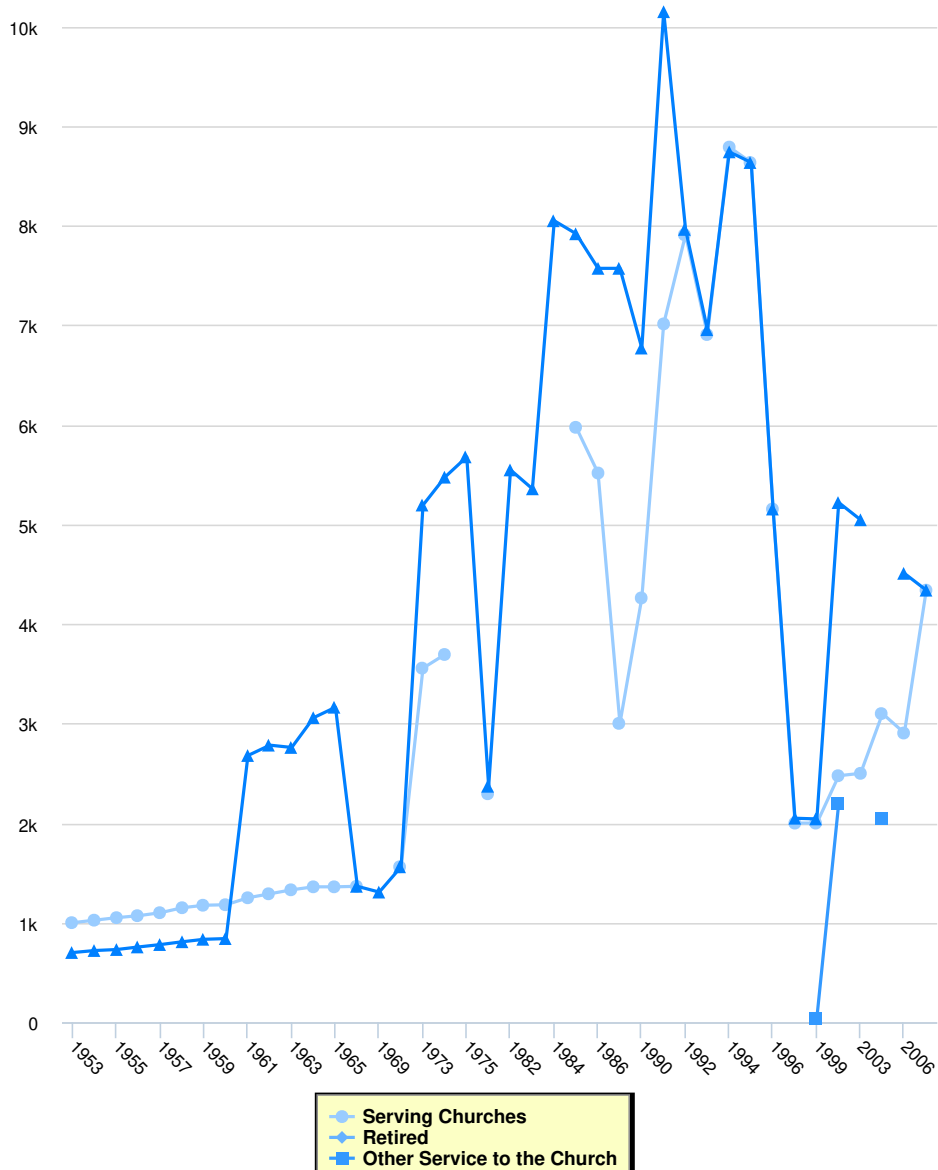
Simply click on the data set in the legend to make the values appear or disappear from the chart.

#### Membership

	Full Communicants	Average Attendance	Other Members	Total Inclusive Members	Total Churches	Membership Calculation Method
2007	89,674	0	0	89,674	1,860	
2006	84,762	0	0	84,762	1,871	
2004	86,476	0	28,000	114,476	1,901	
2003	80,976	0	25,000	105,976	1,879	
2002	77,609	0	0	77,609	1,876	
1999	75,112	0	0	75,112	1,862	
1997	76,531	0	0	76,531	1,908	
1996	69,974	0	0	69,974	1,910	
1995	72,859	0	0	72,859	1,961	
1994	70,570	0	0	70,570	2,005	

	<b>Full Communicants</b>	<b>Average Attendance</b>	<b>Other Members</b>	<b>Total Inclusive Members</b>	<b>Total Churches</b>	<b>Membership Calculation Method</b>
1993	72,370	0	0	72,370	2,044	
1992	72,465	0	0	72,465	2,072	
1991	72,904	0	0	72,904	2,096	
1990	73,430	0	0	73,430	2,119	
1989	73,977	0	0	73,977	2,111	
1987	74,588	0	0	74,588	2,085	
1986	74,122	0	0	74,122	2,062	
1985	73,952	0	0	73,952	2,051	
1984	74,430	0	0	74,430	2,040	
1983	74,384	0	0	74,384	2,040	
1982	74,084	0	0	74,084	2,026	
1981	72,977	0	0	72,977	1,977	
1979	69,285	0	158,565	227,850	1,930	
1975	0	0	0	65,801	1,791	
1974	62,743	0	0	62,743	1,755	
1973	59,535	0	0	59,535	1,711	
1970	51,527	0	0	51,527	1,561	
1969	48,708	0	0	48,708	1,531	
1966	0	0	0	43,441	1,469	
1965	0	0	0	42,516	1,452	
1964	0	0	0	40,785	1,447	
1963	0	0	0	39,154	1,383	
1962	0	0	0	37,107	1,340	
1961	0	0	0	35,349	1,301	
1960	0	0	0	33,240	1,262	
1959	0	0	0	32,673	1,243	
1958	0	0	0	32,526	1,214	
1957	0	0	0	33,761	1,183	
1956	0	0	0	33,149	1,154	
1955	0	0	0	33,119	1,105	
1954	0	0	0	32,000	1,107	
1953	0	0	0	31,956	1,100	

## Clergy

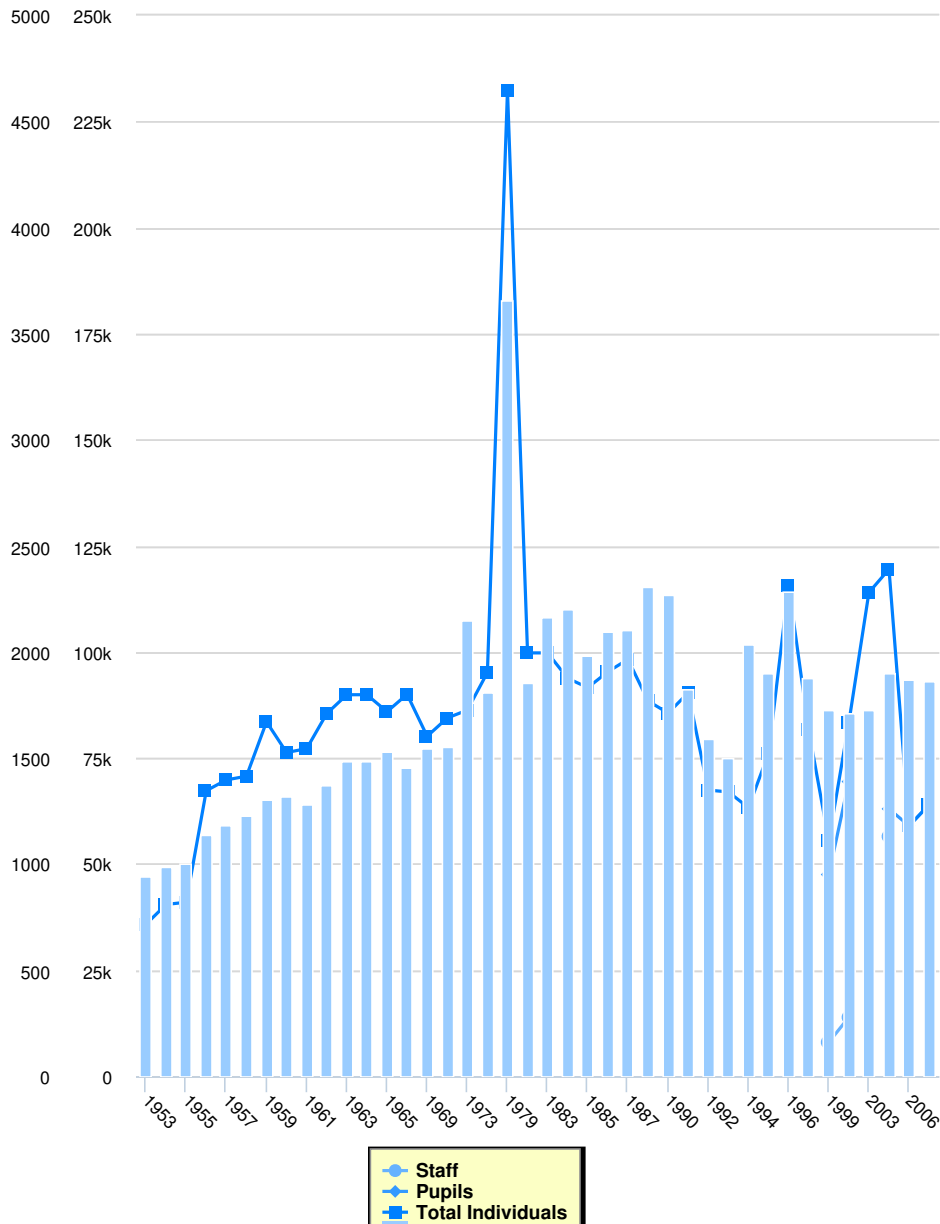


## Clergy

	Serving Churches	Retired	Other Service to the Church	Total Clergy
2007	4,340	0	0	4,340
2006	2,905	0	0	4,509
2004	3,100	0	2,050	0
2003	2,500	0	0	5,047
2002	2,476	0	2,200	5,220
1999	2,000	0	42	2,042
1997	2,000	0	0	2,049
1996	5,155	0	0	5,155
1995	8,636	0	0	8,636
1994	8,791	0	0	8,743
1993	6,908	0	0	6,957
1992	7,911	0	0	7,964
1991	7,015	0	0	10,151
1990	4,262	0	0	6,772

	<b>Serving Churches</b>	<b>Retired</b>	<b>Other Service to the Church</b>	<b>Total Clergy</b>
1987	3,002	0	0	7,573
1986	5,517	0	0	7,573
1985	5,976	0	0	7,920
1984	0	0	0	8,051
1983	0	0	0	5,358
1982	0	0	0	5,548
1979	2,295	0	0	2,370
1975	0	0	0	5,679
1974	3,694	0	0	5,475
1973	3,557	0	0	5,195
1970	1,561	0	0	1,561
1969	0	0	0	1,307
1966	1,365	0	0	1,365
1965	1,360	0	0	3,164
1964	1,360	0	0	3,059
1963	1,330	0	0	2,760
1962	1,290	0	0	2,783
1961	1,250	0	0	2,679
1960	1,180	0	0	840
1959	1,175	0	0	833
1958	1,150	0	0	808
1957	1,100	0	0	780
1956	1,070	0	0	756
1955	1,050	0	0	730
1954	1,025	0	0	720
1953	1,000	0	0	700

## Education

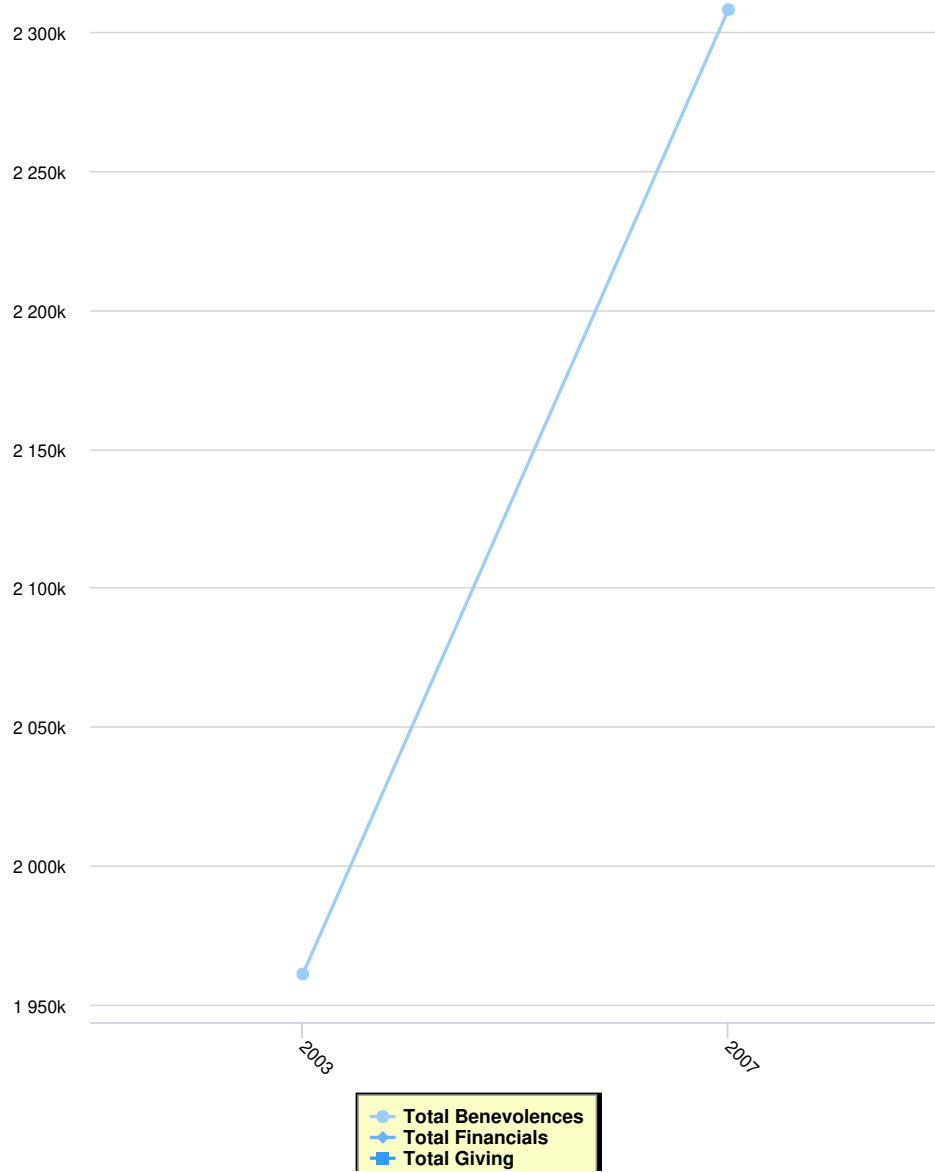


	Education			
	Total Schools	Staff	Pupils	Total Individuals
2007	1,860	0	64,000	64,000
2006	1,871	0	59,000	59,000
2004	1,901	56,500	63,000	119,500
2003	1,730	0	0	114,000
2002	1,715	13,886	69,433	83,319
1999	1,725	8,000	47,524	55,524
1997	1,880	0	0	81,608
1996	2,285	0	0	115,704
1995	1,900	0	0	76,050
1994	2,036	0	0	63,292
1993	1,500	0	0	67,000
1992	1,592	0	0	67,421
1991	1,824	0	0	90,357



	<b>Total Schools</b>	<b>Staff</b>	<b>Pupils</b>	<b>Total Individuals</b>
1990	2,267	0	0	85,578
1989	2,308	0	0	88,432
1987	2,103	0	0	98,247
1986	2,094	0	0	95,312
1985	1,982	0	0	91,585
1984	2,204	0	0	93,763
1983	2,168	0	0	99,760
1982	1,856	0	0	99,760
1979	3,659	0	0	232,284
1974	1,808	0	0	95,137
1973	2,149	0	0	86,276
1970	1,556	0	0	84,417
1969	1,546	0	0	80,119
1966	1,458	0	0	90,000
1965	1,533	0	0	85,909
1964	1,483	0	0	89,902
1963	1,483	0	0	89,902
1962	1,373	0	0	85,463
1961	1,279	0	0	77,195
1960	1,320	0	0	76,290
1959	1,301	0	0	83,514
1958	1,227	0	0	70,695
1957	1,182	0	0	69,834
1956	1,142	0	0	67,286
1955	1,000	0	0	41,000
1954	987	0	0	40,478
1953	946	0	0	35,822

## Finance



	Finance				
	<b>Total Benevolences</b>	<b>Total Financials</b>	<b>Total Giving</b>	<b>Local Expenses</b>	<b>Method</b>
2007	\$2,308,000	\$0		\$0	
2003	\$1,961,000	\$0		\$0	