



THE YEARBOOK

of American & Canadian Churches

ASSOCIATION OF STATISTICIANS OF AMERICAN RELIGIOUS BODIES

THE YEARBOOK OF AMERICAN & CANADIAN CHURCHES

Copyright © 2021 Association of Statisticians of American Religious Bodies All rights reserved.

No part of this book may be reproduced in any manner whatsoever without written permission of the publisher except in brief quotations embodied in critical articles or reviews. For more information, contact the Association of of Statisticians of American Religious Bodies

ABOUT THE YEARBOOK

The Yearbook of American & Canadian Churches has served as the definitive handbook of North American denominations since 1916. Over our 100 year history, The Yearbook has remained an authoritative source for the most accurate and complete compilation of statistical data for North American religious bodies. Now an interactive online application, The Yearbook continues to catalog census information for *** denominational religious bodies. As of 2020, the Yearbook represents ***,*** faithful members, ***,*** clergy, ***,*** congregations, **,*** educational bodies, and more than \$***,***,***,***.** in total financial commitment.

Each listing contains a brief paragraph about the religious body, contact information for the group, and informative graphs detailing current and historical statistical data. Previously stewarded by the National Council of Churches, The Yearbook is overseen by the Association of Statisticians of American Religious Bodies (ASARB). in partnership with The National Council of Churches and Lake Institute on Faith and Giving. We invite you to join our effort by adding data for your religious group, becoming an ASARB member or making a contribution to our cause.

Visit us online at www.asarb.org.

OUR PARTNERS



THE EVANGELICAL COVENANT CHURCH OF CANADA



Headquarters

PO Box 34025, RPO Fort
Richmond
Winnipeg MB R3T 5T5
Canada
[204-269-3437](tel:204-269-3437)
office@covchurch.ca
<https://www.covchurch.ca>
[Christian Protestant TO BE
ALLOCATED](#)

Attesting Officer

OFFICER OF THE CHURCH
Events & Public Relations
[\(780\)438-9127](tel:(780)438-9127)
bgcc@bgc.ca

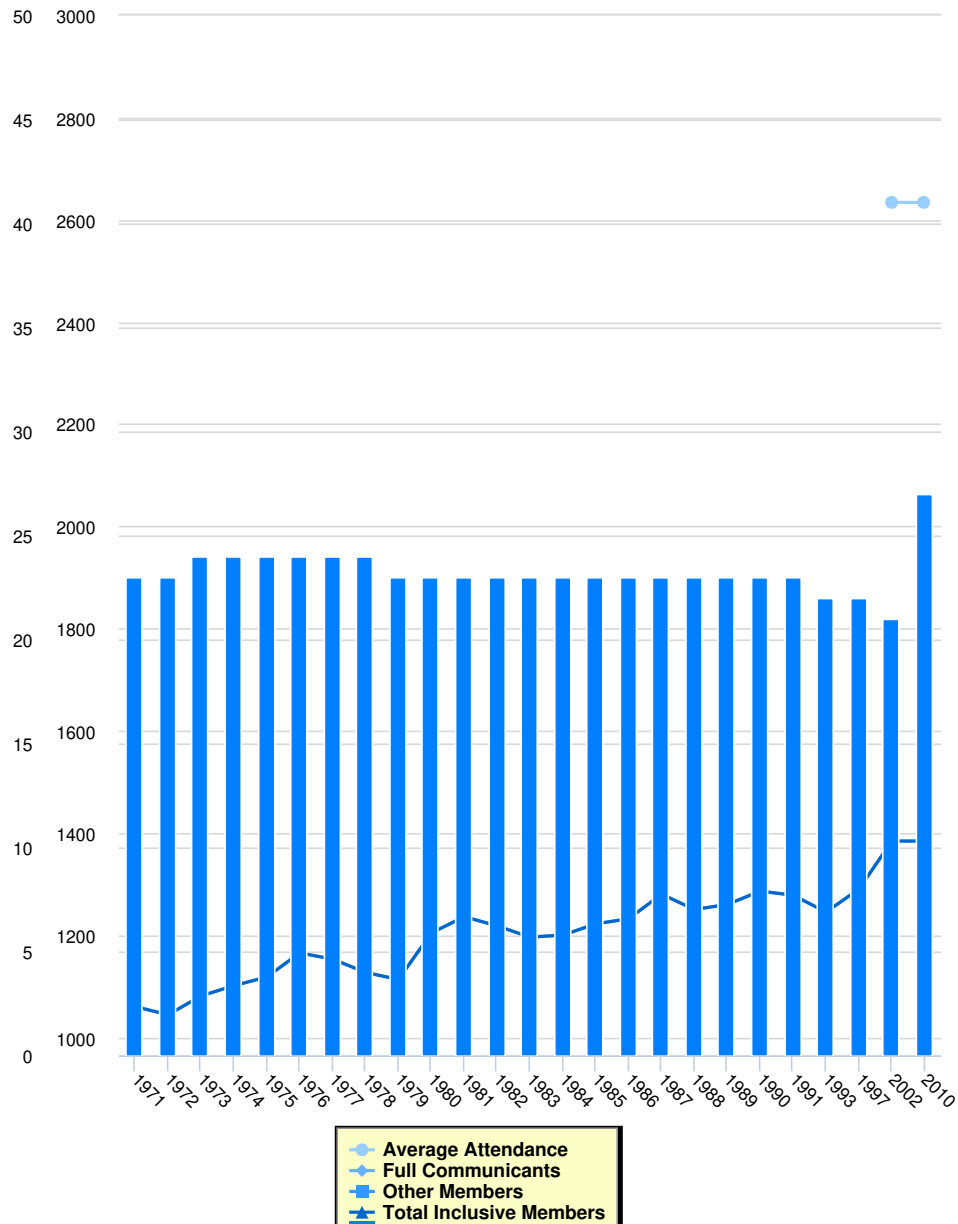
A Canadian denomination organized in Canada at Winnipeg in 1904 which is affiliated with the Evangelical Covenant Church of America and with the International Federation of Free Evangelical Churches, which includes 31 federations in 26 countries.

This body believes in the one triune God as confessed in the Apostles' Creed, that salvation is received through faith in Christ as Saviour, that the Bible is the authoritative guide in all matters of faith and practice. Christian Baptism and the Lord's Supper are accepted as divinely ordained sacraments of the church. As descendants of the 19th century northern European pietistic awakening, the group believes in the need of a personal experience of commitment to Christ, the development of a virtuous life and the urgency of spreading the gospel to the "ends of the world."

Four Core Values: To be a Missional Church; To be a Biblical Church; To be a Devotional Church; and to be a Connectional Church.

Four Ministry Priorities: Leadership Development; Church Planting & Mission; Church Renewal/ Transition; and Christian Services.

Membership



Instructions for the Chart and Legend

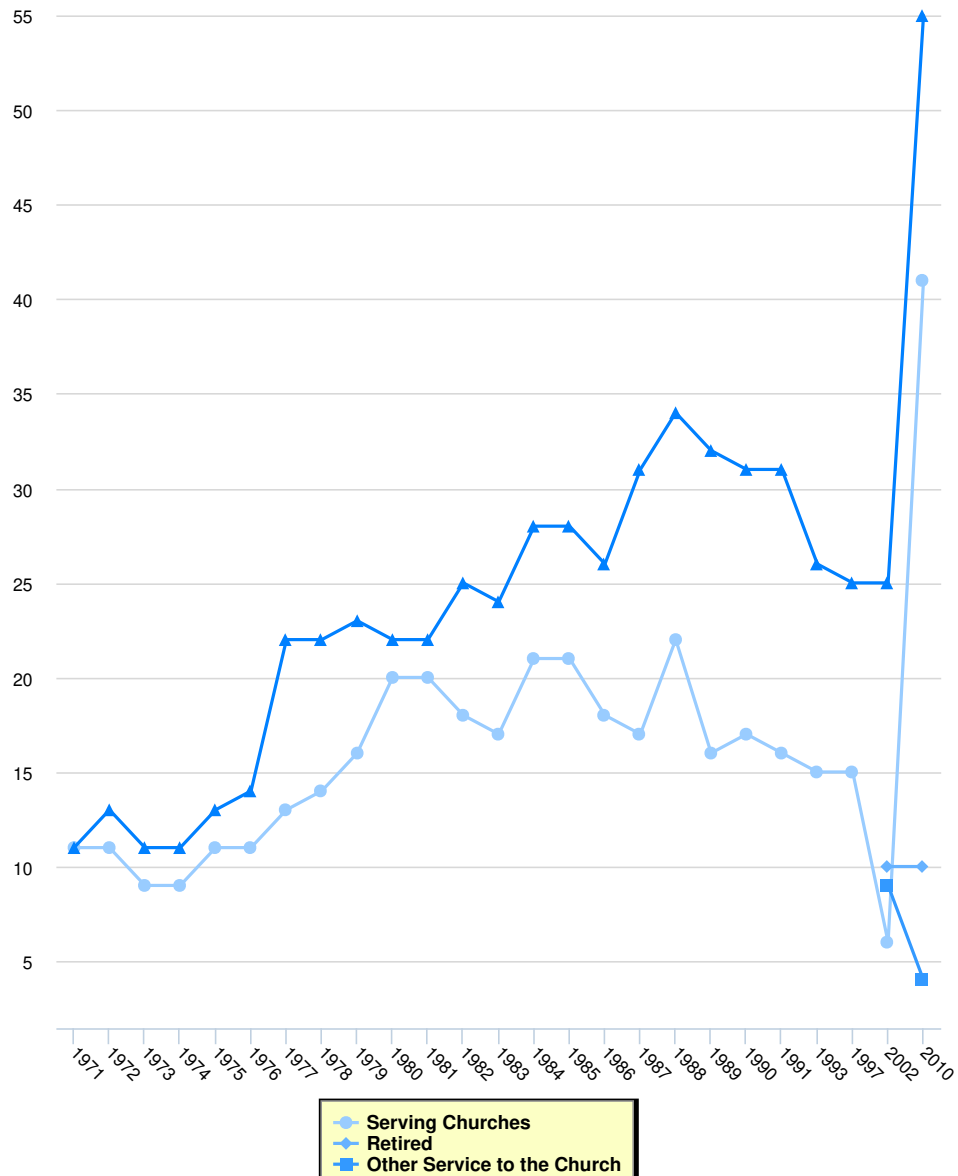
Simply click on the data set in the legend to make the values appear or disappear from the chart.

Membership

	Full Communicants	Average Attendance	Other Members	Total Inclusive Members	Total Churches	Membership Calculation Method
2010	1,384	2,634	0	1,384	27	
2002	1,384	2,634	0	1,384	21	
1997	1,290	0	0	1,290	22	
1993	1,245	0	0	1,245	22	
1991	1,278	0	0	1,278	23	
1990	1,286	0	0	1,286	23	
1989	1,260	0	0	1,260	23	
1988	1,250	0	0	1,250	23	
1987	1,280	0	0	1,280	23	
1986	1,232	0	0	1,232	23	

	Full Communicants	Average Attendance	Other Members	Total Inclusive Members	Total Churches	Membership Calculation Method
1985	1,222	0	0	1,222	23	
1984	1,200	0	0	1,200	23	
1983	1,196	0	0	1,196	23	
1982	1,218	0	0	1,218	23	
1981	1,236	0	0	1,236	23	
1980	1,204	0	0	1,204	23	
1979	1,113	0	0	1,113	23	
1978	1,127	0	0	1,127	24	
1977	1,153	0	0	1,153	24	
1976	1,165	0	0	1,165	24	
1975	1,118	0	0	1,118	24	
1974	1,101	0	0	1,101	24	
1973	1,081	0	0	1,081	24	
1972	1,044	0	0	1,044	23	
1971	1,060	0	0	1,060	23	

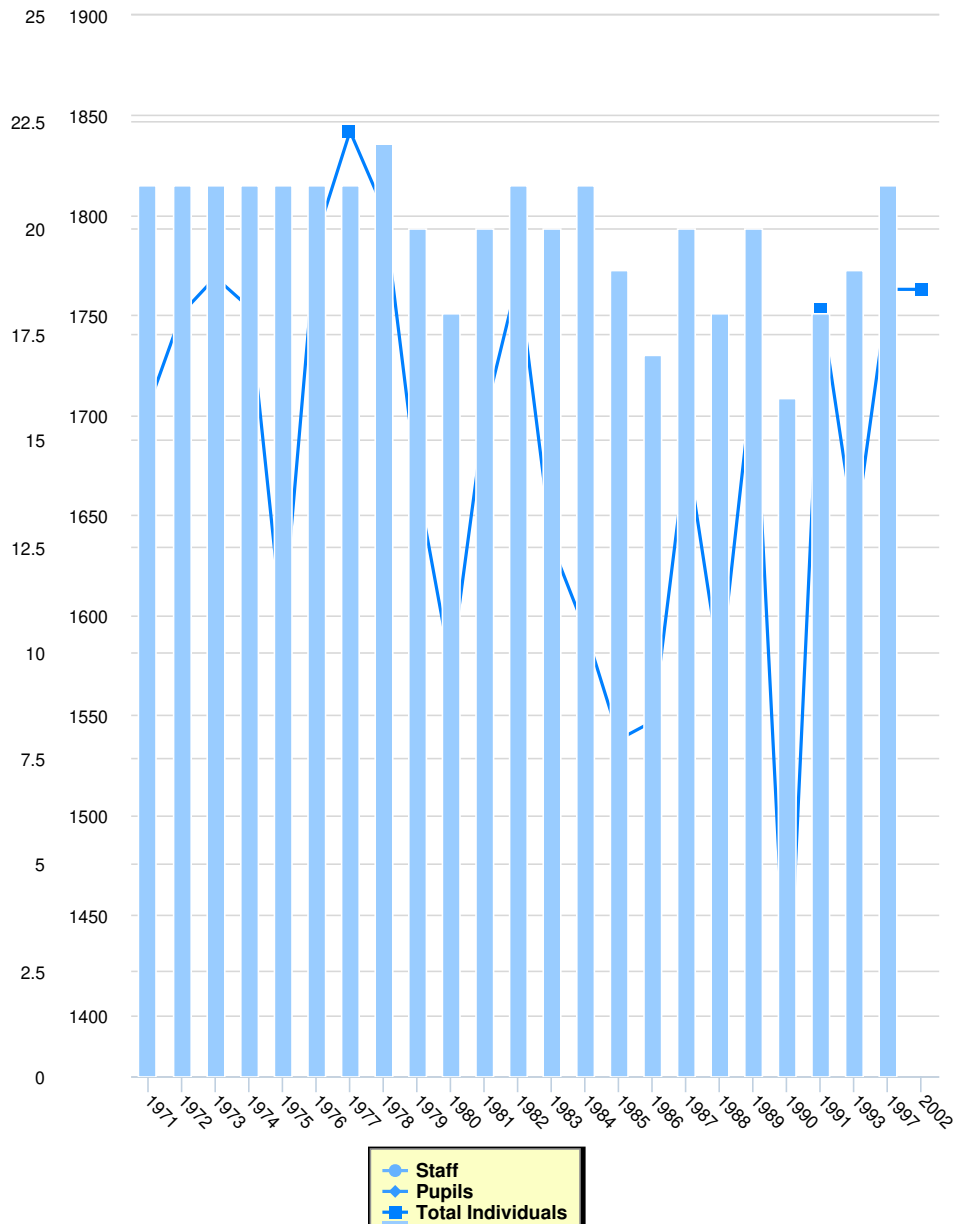
Clergy



	Clergy			
	Serving Churches	Retired	Other Service to the Church	Total Clergy
2010	41	10	4	55
2002	6	10	9	25
1997	15	0	0	25
1993	15	0	0	26
1991	16	0	0	31
1990	17	0	0	31
1989	16	0	0	32
1988	22	0	0	34
1987	17	0	0	31
1986	18	0	0	26
1985	21	0	0	28
1984	21	0	0	28
1983	17	0	0	24
1982	18	0	0	25

	Serving Churches	Retired	Other Service to the Church	Total Clergy
1981	20	0	0	22
1980	20	0	0	22
1979	16	0	0	23
1978	14	0	0	22
1977	13	0	0	22
1976	11	0	0	14
1975	11	0	0	13
1974	9	0	0	11
1973	9	0	0	11
1972	11	0	0	13
1971	11	0	0	11

Education

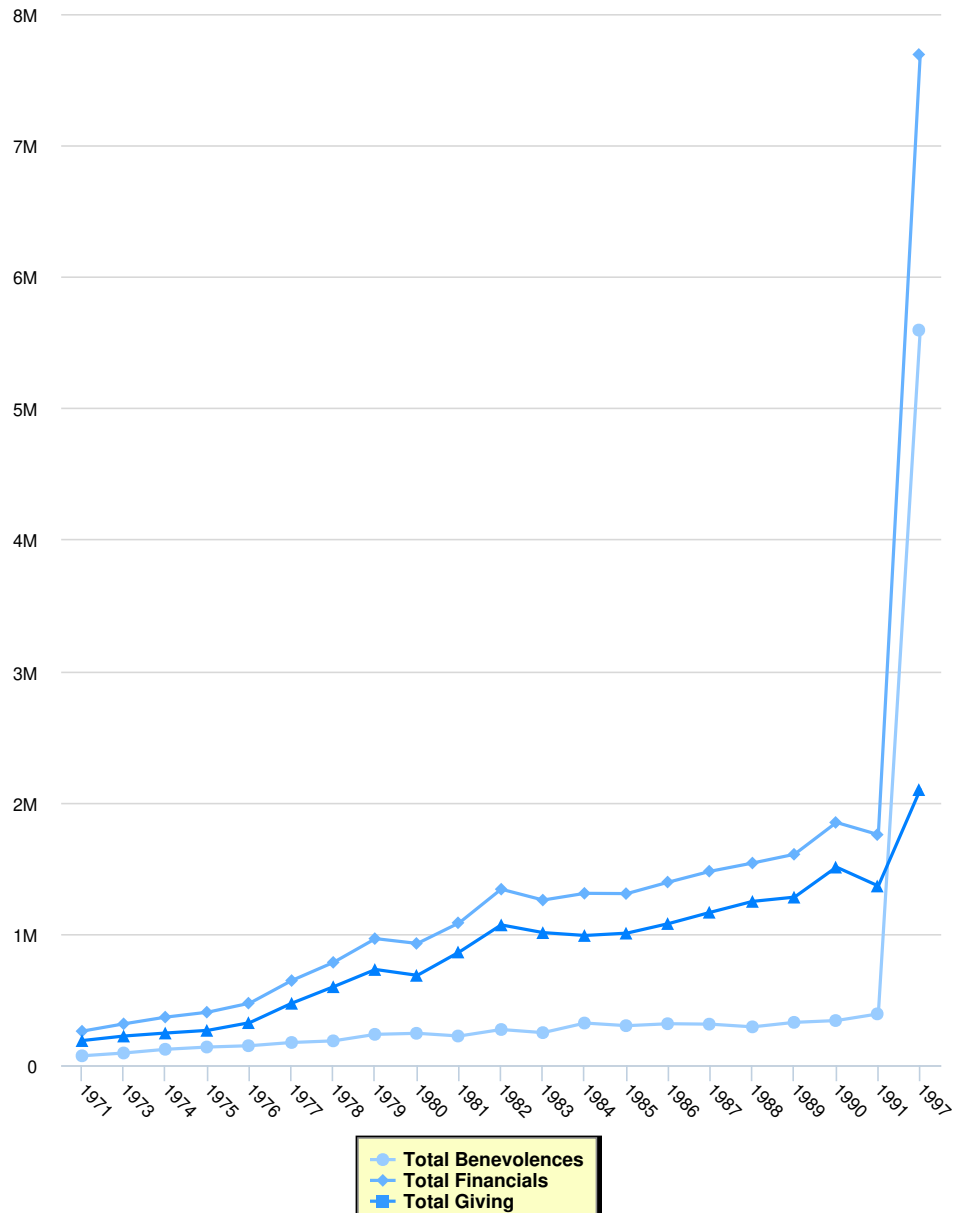


Education

	Total Schools	Staff	Pupils	Total Individuals
2002	0	0	0	1,763
1997	21	0	0	1,763
1993	19	0	0	1,641
1991	18	0	0	1,753
1990	16	0	0	1,392
1989	20	0	0	1,724
1988	18	0	0	1,573
1987	20	0	0	1,683
1986	17	0	0	1,547
1985	19	0	0	1,538
1984	21	0	0	1,592
1983	20	0	0	1,635
1982	21	0	0	1,769

	Total Schools	Staff	Pupils	Total Individuals
1981	20	0	0	1,700
1980	18	0	0	1,574
1979	20	0	0	1,666
1978	22	0	0	1,803
1977	21	0	0	1,842
1976	21	0	0	1,789
1975	21	0	0	1,594
1974	21	0	0	1,754
1973	21	0	0	1,769
1972	21	0	0	1,751
1971	21	0	0	1,704

Finance



Finance

	Total Benevolences	Total Financials	Total Giving	Local Expenses	Method
1997	\$5,593,342	\$7,690,321		\$2,096,979	
1991	\$390,532	\$1,754,167		\$1,363,635	
1990	\$339,709	\$1,846,999		\$1,507,290	
1989	\$326,031	\$1,604,840		\$1,278,809	
1988	\$291,736	\$1,538,227		\$1,246,491	
1987	\$312,213	\$1,476,273		\$1,164,060	
1986	\$315,603	\$1,393,542		\$1,077,939	
1985	\$300,686	\$1,305,595		\$1,004,909	
1984	\$320,745	\$1,307,771		\$987,026	
1983	\$247,740	\$1,256,571		\$1,008,831	
1982	\$271,598	\$1,339,210		\$1,067,612	
1981	\$222,082	\$1,083,533		\$861,451	
1980	\$242,705	\$926,408		\$683,703	

	Total Benevolences	Total Financials	Total Giving	Local Expenses	Method
1979	\$234,851	\$963,108		\$728,257	
1978	\$185,231	\$782,522		\$597,291	
1977	\$172,857	\$644,052		\$471,195	
1976	\$148,266	\$472,165		\$323,899	
1975	\$138,287	\$403,513		\$265,226	
1974	\$121,123	\$366,072		\$244,949	
1973	\$92,860	\$314,878		\$222,018	
1971	\$71,509	\$258,946		\$187,437	