



# **THE YEARBOOK**

of American & Canadian Churches

ASSOCIATION OF STATISTICIANS OF AMERICAN RELIGIOUS BODIES

# THE YEARBOOK OF AMERICAN & CANADIAN CHURCHES

Copyright © 2021 Association of Statisticians of American Religious Bodies All rights reserved.

No part of this book may be reproduced in any manner whatsoever without written permission of the publisher except in brief quotations embodied in critical articles or reviews. For more information, contact the Association of of Statisticians of American Religious Bodies

## ABOUT THE YEARBOOK

The Yearbook of American & Canadian Churches has served as the definitive handbook of North American denominations since 1916. Over our 100 year history, The Yearbook has remained an authoritative source for the most accurate and complete compilation of statistical data for North American religious bodies. Now an interactive online application, The Yearbook continues to catalog census information for \*\*\* denominational religious bodies. As of 2020, the Yearbook represents \*\*\*,\*\*\* faithful members, \*\*\*,\*\*\* clergy, \*\*\*,\*\*\* congregations, \*\*,\*\*\* educational bodies, and more than \$\*\*\*,\*\*\*,\*\*\*,\*\*\*.\*\* in total financial commitment.

Each listing contains a brief paragraph about the religious body, contact information for the group, and informative graphs detailing current and historical statistical data. Previously stewarded by the National Council of Churches, The Yearbook is overseen by the Association of Statisticians of American Religious Bodies (ASARB). in partnership with The National Council of Churches and Lake Institute on Faith and Giving. We invite you to join our effort by adding data for your religious group, becoming an ASARB member or making a contribution to our cause.

Visit us online at [www.asarb.org](http://www.asarb.org).

## OUR PARTNERS



## CHRISTIAN REFORMED CHURCH IN NORTH AMERICA



### Headquarters

1700 28th Street  
Grand Rapids, MI 49508-  
1407

United States

[\(616\) 224-0832](tel:(616)224-0832)

[executive-](mailto:executive-director@crcna.org)

[director@crcna.org](mailto:executive-director@crcna.org)

[https://www.crcna.o...](https://www.crcna.org)

[Evangelical Protestant](#)

### Attesting Officer

KRISTEN DEROO

VANDERBERG

Director of Communications

[\(800\) 730-3490](tel:(800)730-3490)

[kvanderberg@crcna.org](mailto:kvanderberg@crcna.org)

### Media Contact

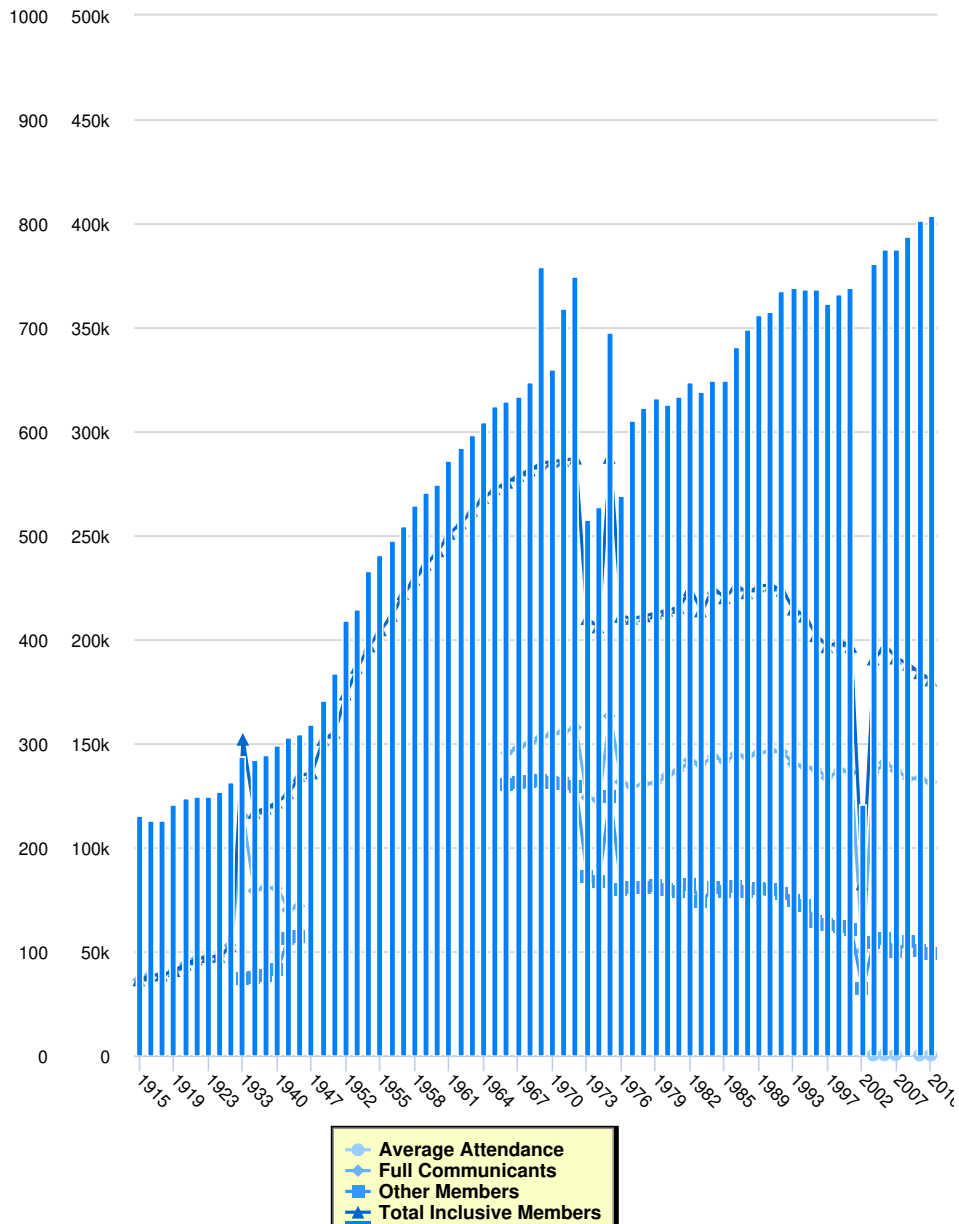
EXEC. DIR., REV. STEVEN R.

TIMMERMANS

The Christian Reformed Church is a protestant Christian denomination in the United States and Canada. Having roots in the Dutch Reformed churches of the Netherlands, the Christian Reformed Church was founded by Dutch immigrants who left the Reformed Church in America in 1857. The first Christian Reformed Church in Canada was founded in 1905.

The Christian Reformed Church is theologically Calvinist. It believes that the Bible is the inspired Word of God. It affirms three creeds (the Apostles' Creed, the Nicene Creed, and the Athanasian Creed) and three confessions (the Belgic Confession, the Heidelberg Catechism, and the Canons of Dort). It has also adopted a Contemporary Testimony (Our World Belongs to God) and an ecumenical faith declaration (the Belhar Confession). To learn more, visit [crcna.org](http://crcna.org)

## Membership



### **Instructions for the Chart and Legend**

Simply click on the data set in the legend to make the values appear or disappear from the chart.

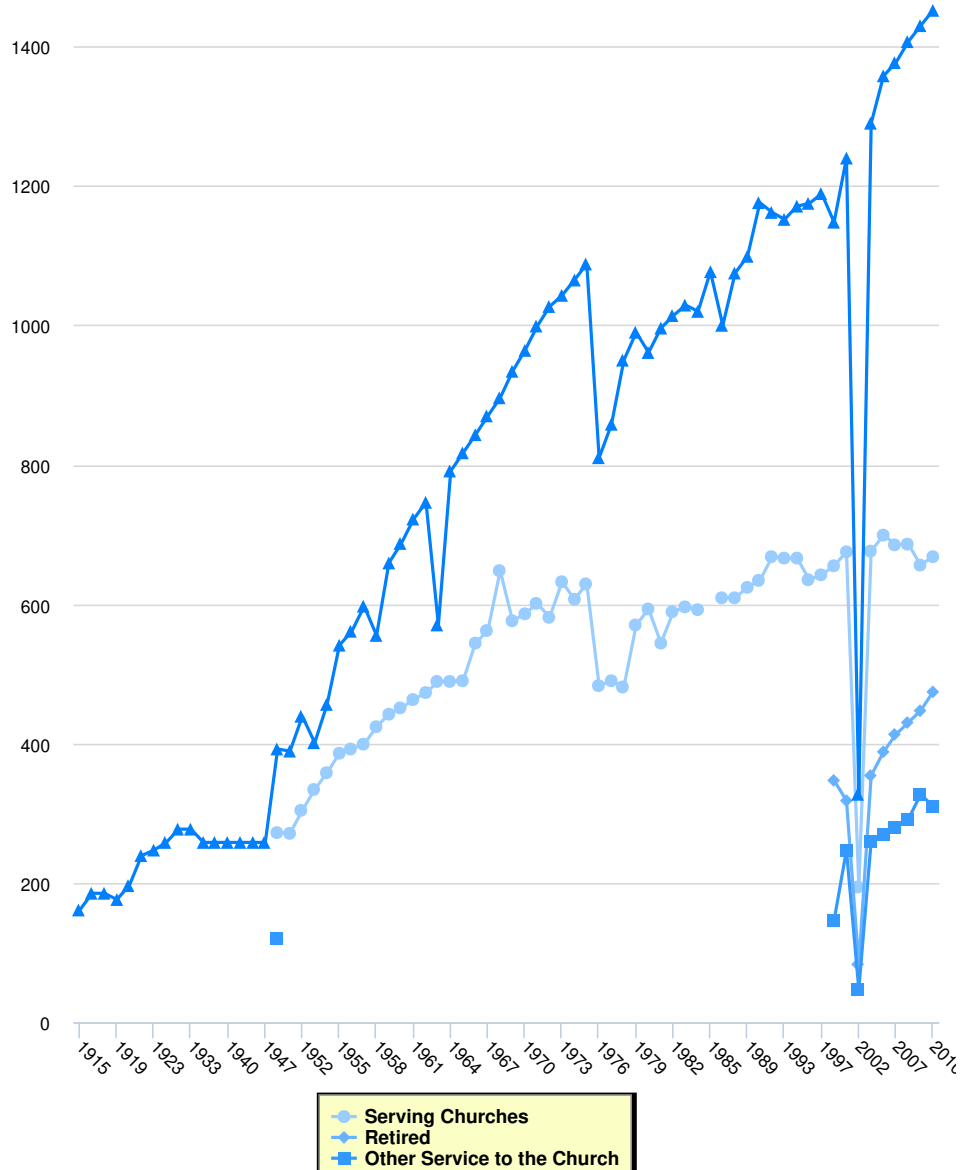
### Membership

	<b>Full Communicants</b>	<b>Average Attendance</b>	<b>Other Members</b>	<b>Total Inclusive Members</b>	<b>Total Churches</b>	<b>Membership Calculation Method</b>
2010	131,323	185	49,179	180,502	808	
2009	133,350	185	50,590	183,940	803	
2008	133,000	0	55,000	188,000	787	
2007	137,000	300	50,000	191,000	776	
2006	140,700	300	56,200	196,900	776	
2003	136,088	202	54,499	190,587	761	
2002	50,197	0	32,256	82,453	242	
1999	135,994	0	60,610	196,604	739	
1998	137,181	0	62,109	199,290	733	
1997	133,463	0	63,001	196,464	723	

	<b>Full Communicants</b>	<b>Average Attendance</b>	<b>Other Members</b>	<b>Total Inclusive Members</b>	<b>Total Churches</b>	<b>Membership Calculation Method</b>
1996	137,589	0	64,206	201,795	737	
1995	138,953	0	72,201	211,154	737	
1993	140,179	0	74,366	214,545	738	
1992	145,911	0	77,706	223,617	736	
1990	146,402	0	79,761	226,163	715	
1989	145,308	0	80,391	225,699	712	
1988	143,424	0	78,984	222,408	699	
1987	144,831	0	81,120	225,951	682	
1985	141,240	0	78,748	219,988	650	
1984	143,827	0	80,937	224,764	650	
1983	139,886	0	73,773	213,659	639	
1982	141,906	0	82,070	223,976	648	
1981	136,781	0	78,630	215,411	634	
1980	134,469	0	79,526	213,995	626	
1979	130,919	0	81,781	212,700	632	
1978	130,613	0	80,689	211,302	623	
1977	129,232	0	80,856	210,088	611	
1976	131,484	0	79,577	211,061	538	
1975	163,185	0	124,318	287,503	695	
1974	122,600	0	83,400	206,000	527	
1973	124,000	0	86,000	210,000	515	
1972	157,667	0	129,447	287,114	750	
1971	155,547	0	130,547	286,094	718	
1970	154,276	0	131,352	285,628	660	
1969	152,670	0	132,067	284,737	758	
1968	149,812	0	131,711	281,523	648	
1967	147,738	0	131,131	278,869	634	
1966	145,472	0	130,058	275,530	629	
1965	0	0	0	272,461	624	
1964	0	0	0	268,165	610	
1963	0	0	0	262,088	597	
1962	0	0	0	256,015	585	
1961	0	0	0	250,934	572	
1960	0	0	0	242,593	549	
1959	0	0	0	236,145	541	
1958	0	0	0	228,905	529	
1957	0	0	0	221,969	509	
1956	0	0	0	211,454	495	
1955	0	0	0	204,621	481	
1954	0	0	0	196,822	466	
1953	0	0	0	186,526	429	
1952	0	0	0	173,764	419	
1951	0	0	0	155,310	368	
1950	0	0	0	151,881	341	
1947	0	0	0	135,788	318	
1944	71,831	0	57,083	134,608	310	
1942	69,980	0	56,313	126,293	306	
1940	80,358	0	41,397	121,755	298	
1938	80,644	0	38,329	118,973	290	
1936	79,185	0	37,607	116,792	284	

	<b>Full Communicants</b>	<b>Average Attendance</b>	<b>Other Members</b>	<b>Total Inclusive Members</b>	<b>Total Churches</b>	<b>Membership Calculation Method</b>
1933	114,946	0	37,013	151,959	288	
1929	52,905	0	0	52,905	263	
1925	47,612	0	0	47,612	254	
1923	47,464	0	0	47,464	250	
1922	46,413	0	0	46,413	249	
1921	43,902	0	0	43,902	247	
1919	40,768	0	0	40,768	241	
1917	38,668	0	0	38,668	226	
1916	38,668	0	0	38,668	226	
1915	36,296	0	0	36,296	231	

## Clergy



## Clergy

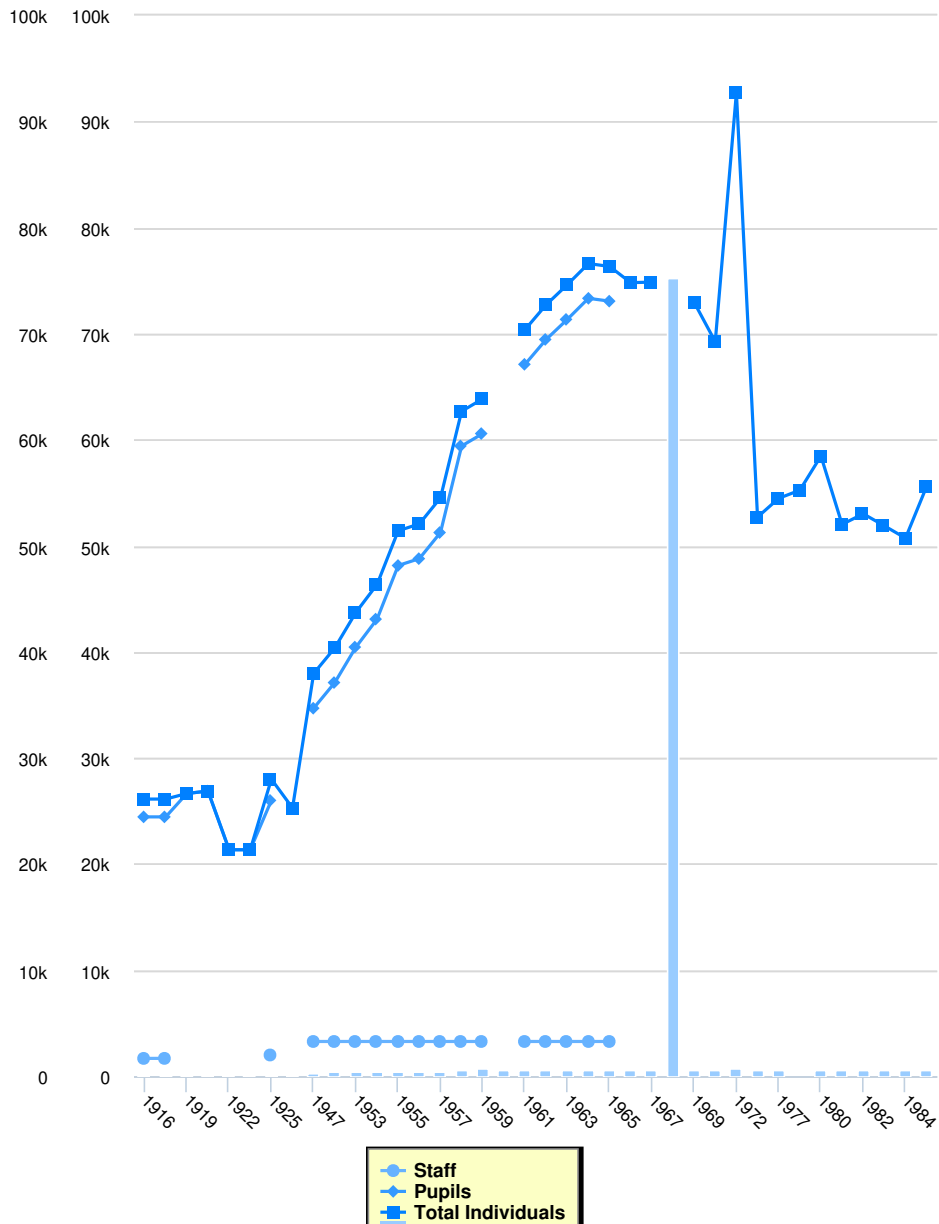
	<b>Serving Churches</b>	<b>Retired</b>	<b>Other Service to the Church</b>	<b>Total Clergy</b>
2010	668	474	310	1,452
2009	656	447	327	1,430
2008	686	430	291	1,407
2007	685	413	279	1,377
2006	699	388	269	1,358
2003	676	354	260	1,290
2002	194	83	47	327
1999	675	318	247	1,240
1998	655	347	146	1,148
1997	642	0	0	1,189
1996	635	0	0	1,175
1995	666	0	0	1,171
1993	666	0	0	1,152
1992	668	0	0	1,162

	<b>Serving Churches</b>	<b>Retired</b>	<b>Other Service to the Church</b>	<b>Total Clergy</b>
1990	634	0	0	1,176
1989	624	0	0	1,099
1988	609	0	0	1,075
1987	609	0	0	1,000
1985	0	0	0	1,077
1984	592	0	0	1,020
1983	596	0	0	1,029
1982	589	0	0	1,014
1981	544	0	0	996
1980	593	0	0	961
1979	570	0	0	990
1978	481	0	0	950
1977	490	0	0	858
1976	483	0	0	810
1975	629	0	0	1,088
1974	607	0	0	1,065
1973	632	0	0	1,043
1972	581	0	0	1,027
1971	601	0	0	999
1970	586	0	0	964
1969	576	0	0	934
1968	648	0	0	896
1967	562	0	0	870
1966	544	0	0	843
1965	490	0	0	817
1964	489	0	0	791
1963	489	0	0	570
1962	473	0	0	746
1961	463	0	0	722
1960	451	0	0	687
1959	442	0	0	659
1958	424	0	0	555
1957	399	0	0	597
1956	392	0	0	561
1955	386	0	0	541
1954	358	0	0	456
1953	334	0	0	401
1952	304	0	0	439
1951	271	0	0	389
1950	272	0	120	392
1947	0	0	0	258
1944	0	0	0	258
1942	0	0	0	258
1940	0	0	0	258
1938	0	0	0	258
1936	0	0	0	258
1933	0	0	0	277
1929	0	0	0	277
1925	0	0	0	258
1923	0	0	0	247
1922	0	0	0	239



	<b>Serving Churches</b>	<b>Retired</b>	<b>Other Service to the Church</b>	<b>Total Clergy</b>
1921	0	0	0	196
1919	0	0	0	176
1917	0	0	0	185
1916	0	0	0	185
1915	0	0	0	161

## Education

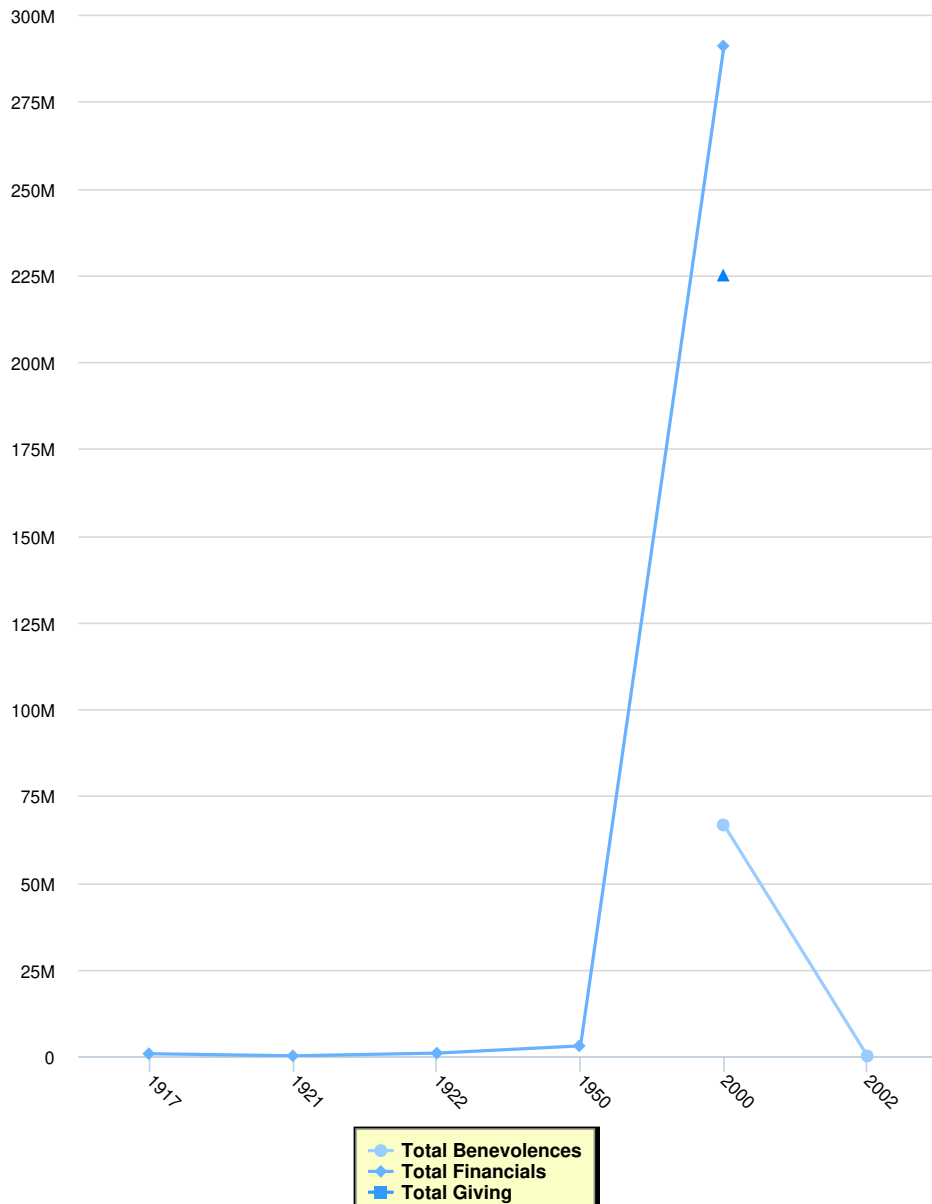


## Education

	Total Schools	Staff	Pupils	Total Individuals
1985	647	0	0	55,594
1984	647	0	0	50,723
1983	625	0	0	51,880
1982	640	0	0	53,018
1981	634	0	0	52,018
1980	596	0	0	58,463
1979	0	0	0	55,238
1977	611	0	0	54,476
1976	538	0	0	52,706
1972	750	0	0	92,715
1971	601	0	0	69,240
1969	623	0	0	72,953
1968	75,312	0	0	0

	<b>Total Schools</b>	<b>Staff</b>	<b>Pupils</b>	<b>Total Individuals</b>
1967	660	0	0	74,860
1966	669	0	0	74,804
1965	610	3,273	73,063	76,336
1964	600	3,273	73,330	76,603
1963	596	3,273	71,343	74,616
1962	585	3,273	69,452	72,725
1961	572	3,273	67,109	70,382
1960	549	0	0	0
1959	783	3,273	60,581	63,854
1958	529	3,273	59,412	62,685
1957	481	3,273	51,250	54,523
1956	481	3,273	48,790	52,063
1955	481	3,273	48,144	51,417
1954	466	3,273	43,088	46,361
1953	429	3,273	40,452	43,725
1952	410	3,273	37,107	40,380
1947	300	3,273	34,688	37,961
1926	178	0	0	25,281
1925	220	2,000	26,000	28,000
1923	170	0	21,347	21,347
1922	170	0	21,347	21,347
1921	205	0	26,880	26,880
1919	214	0	26,650	26,650
1917	214	1,681	24,445	26,126
1916	214	1,678	24,445	26,123

## Finance



## Finance

	<b>Total Benevolences</b>	<b>Total Financials</b>	<b>Total Giving</b>	<b>Local Expenses</b>	<b>Method</b>
2002	\$82,200	\$0		\$0	
2000	\$66,600,000	\$291,000,000		\$225,000,000	
1950	\$0	\$2,976,000		\$0	
1922	\$0	\$889,864		\$0	
1921	\$0	\$119,122		\$0	
1917	\$0	\$715,193		\$0	