



# **THE YEARBOOK**

of American & Canadian Churches

ASSOCIATION OF STATISTICIANS OF AMERICAN RELIGIOUS BODIES

# THE YEARBOOK OF AMERICAN & CANADIAN CHURCHES

Copyright © 2020 Association of Statisticians of American Religious Bodies All rights reserved.

No part of this book may be reproduced in any manner whatsoever without written permission of the publisher except in brief quotations embodied in critical articles or reviews. For more information, contact the Association of of Statisticians of American Religious Bodies

## ABOUT THE YEARBOOK

The Yearbook of American & Canadian Churches has served as the definitive handbook of North American denominations since 1916. Over our 100 year history, The Yearbook has remained an authoritative source for the most accurate and complete compilation of statistical data for North American religious bodies. Now an interactive online application, The Yearbook continues to catalog census information for \*\*\* denominational religious bodies. As of 2020, the Yearbook represents \*\*\*,\*\*\* faithful members, \*\*\*,\*\*\* clergy, \*\*\*,\*\*\* congregations, \*\*,\*\*\* educational bodies, and more than \$\*\*\*,\*\*\*,\*\*\*,\*\*\*.\*\* in total financial commitment.

Each listing contains a brief paragraph about the religious body, contact information for the group, and informative graphs detailing current and historical statistical data. Previously stewarded by the National Council of Churches, The Yearbook is overseen by the Association of Statisticians of American Religious Bodies (ASARB). in partnership with The National Council of Churches and Lake Institute on Faith and Giving. We invite you to join our effort by adding data for your religious group, becoming an ASARB member or making a contribution to our cause.

Visit us online at [www.asarb.org](http://www.asarb.org).

## OUR PARTNERS



## THE EVANGELICAL CONGREGATIONAL CHURCH



### Headquarters

Evangelical Congregational  
Church Center  
100 W. Park Ave.  
Myerstown, PA 17067  
United States  
[\(800\)866-7581](tel:(800)866-7581)  
[eccenter@eccenter.com](mailto:eccenter@eccenter.com)  
<https://www.eccente...>  
[Christian Protestant](#)  
[Evangelical Protestant](#)

### Attesting Officer

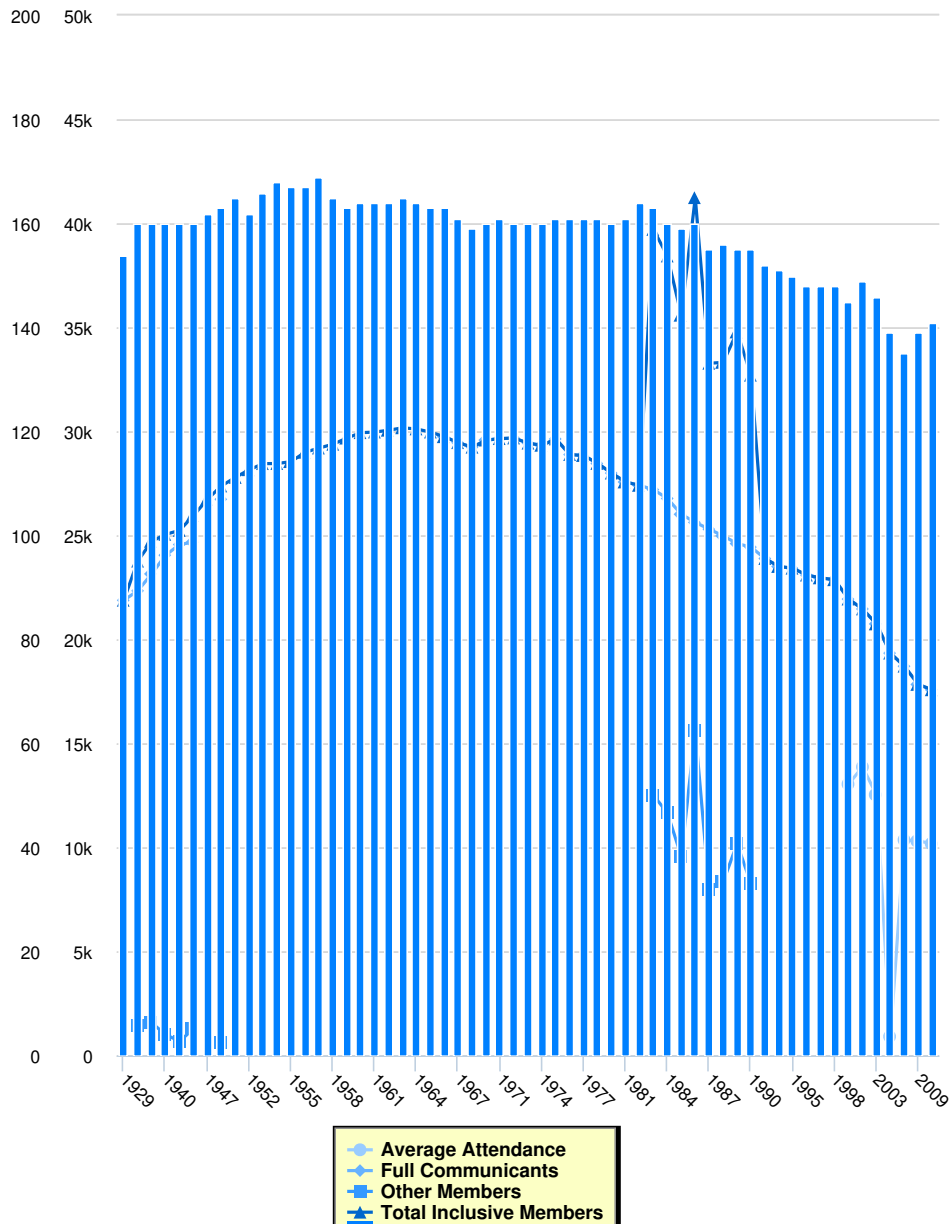
KEVIN HENRY  
Controller  
[\(717\)866-7581](tel:(717)866-7581)  
[khenry@eccenter.com](mailto:khenry@eccenter.com)

### Media Contact

CHAIRMAN, NATIONAL  
CONFERENCE, FREDERICK  
MOURY, JR.

This denomination had its beginning in the movement known as the Evangelical Association, organized by Jacob Albright in 1796. A division which occurred in 1891 in the Evangelical Association resulted in the organization of the United Evangelical Church in 1894. An attempt to heal this division was made in 1922, but a portion of the United Evangelical Church was not satisfied with the plan of merger and remained apart, taking the above name in 1928. This denomination is Wesleyan-Arminian in doctrine, evangelistic in spirit and Methodist in church government, with congregational ownership of local church property. Congregations are located from New Jersey to Illinois. A denominational center, one retirement village and a seminary are located in Myerstown, Pennsylvania. Three summer youth camps and three camp meetings continue evangelistic outreach. A worldwide missions movement includes conferences in North East India, Liberia, Mexico, Costa Rica, and Japan. The denomination is a member of National Association of Evangelicals.

## Membership



### Instructions for the Chart and Legend

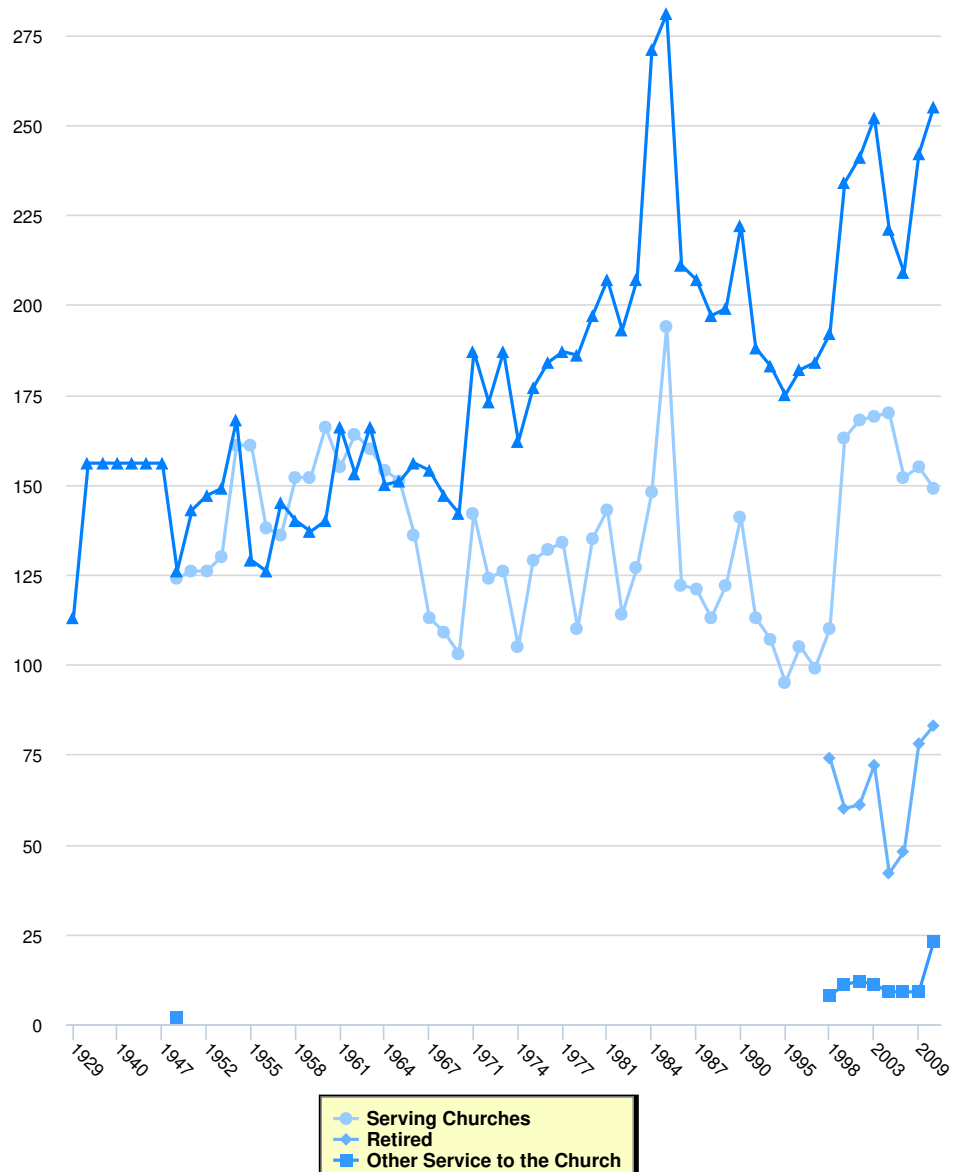
Simply click on the data set in the legend to make the values appear or disappear from the chart.

#### Membership

	Full Communicants	Average Attendance	Other Members	Total Inclusive Members	Total Churches	Membership Calculation Method
2010	17,577	10,180	0	17,577	141	
2009	17,834	10,309	0	17,834	139	
2008	18,710	10,360	0	18,710	135	
2007	19,339	907	0	19,339	139	
2003	20,743	12,533	0	20,743	146	
2001	21,463	13,867	0	21,463	149	
2000	21,939	13,043	0	21,939	145	
1998	22,868	0	0	22,868	148	
1997	22,957	0	0	22,957	148	
1996	23,091	0	0	23,091	148	

	<b>Full Communicants</b>	<b>Average Attendance</b>	<b>Other Members</b>	<b>Total Inclusive Members</b>	<b>Total Churches</b>	<b>Membership Calculation Method</b>
1995	23,422	0	0	23,422	150	
1994	23,504	0	0	23,504	151	
1993	23,889	0	0	23,889	152	
1990	24,437	0	8,263	32,700	155	
1989	24,606	0	10,173	34,779	155	
1988	24,980	0	8,338	33,318	156	
1987	25,300	0	7,975	33,275	155	
1986	25,625	0	15,612	41,237	160	
1985	26,016	0	9,568	35,584	159	
1984	26,775	0	11,657	38,432	160	
1983	27,203	0	12,507	39,710	163	
1982	27,405	0	0	27,405	164	
1981	27,567	0	0	27,567	161	
1980	27,995	0	0	27,995	160	
1978	28,459	0	0	28,459	161	
1977	28,840	0	0	28,840	161	
1976	28,886	0	0	28,886	161	
1975	29,636	0	0	29,636	161	
1974	29,331	0	0	29,331	160	
1973	29,434	0	0	29,434	160	
1972	29,682	0	0	29,682	160	
1971	29,652	0	0	29,652	161	
1969	29,582	0	0	29,582	160	
1968	29,239	0	0	29,239	159	
1967	29,458	0	0	29,458	161	
1966	29,744	0	0	29,744	163	
1965	0	0	0	29,968	163	
1964	0	0	0	30,117	164	
1963	0	0	0	30,172	165	
1962	0	0	0	30,056	164	
1961	0	0	0	29,968	164	
1960	0	0	0	29,938	164	
1959	0	0	0	29,676	163	
1958	0	0	0	29,380	165	
1957	0	0	0	29,199	169	
1956	0	0	0	28,994	167	
1955	0	0	0	28,546	167	
1954	0	0	0	28,455	168	
1953	0	0	0	28,450	166	
1952	0	0	0	28,157	162	
1951	0	0	0	27,786	165	
1950	26,736	0	640	27,376	163	
1947	0	0	0	26,736	162	
1944	24,678	0	1,274	25,952	160	
1942	24,560	0	681	25,241	160	
1940	24,048	0	1,001	25,049	160	
1938	23,149	0	1,564	24,713	160	
1936	22,336	0	1,426	23,762	160	
1929	21,880	0	0	21,880	154	

## Clergy

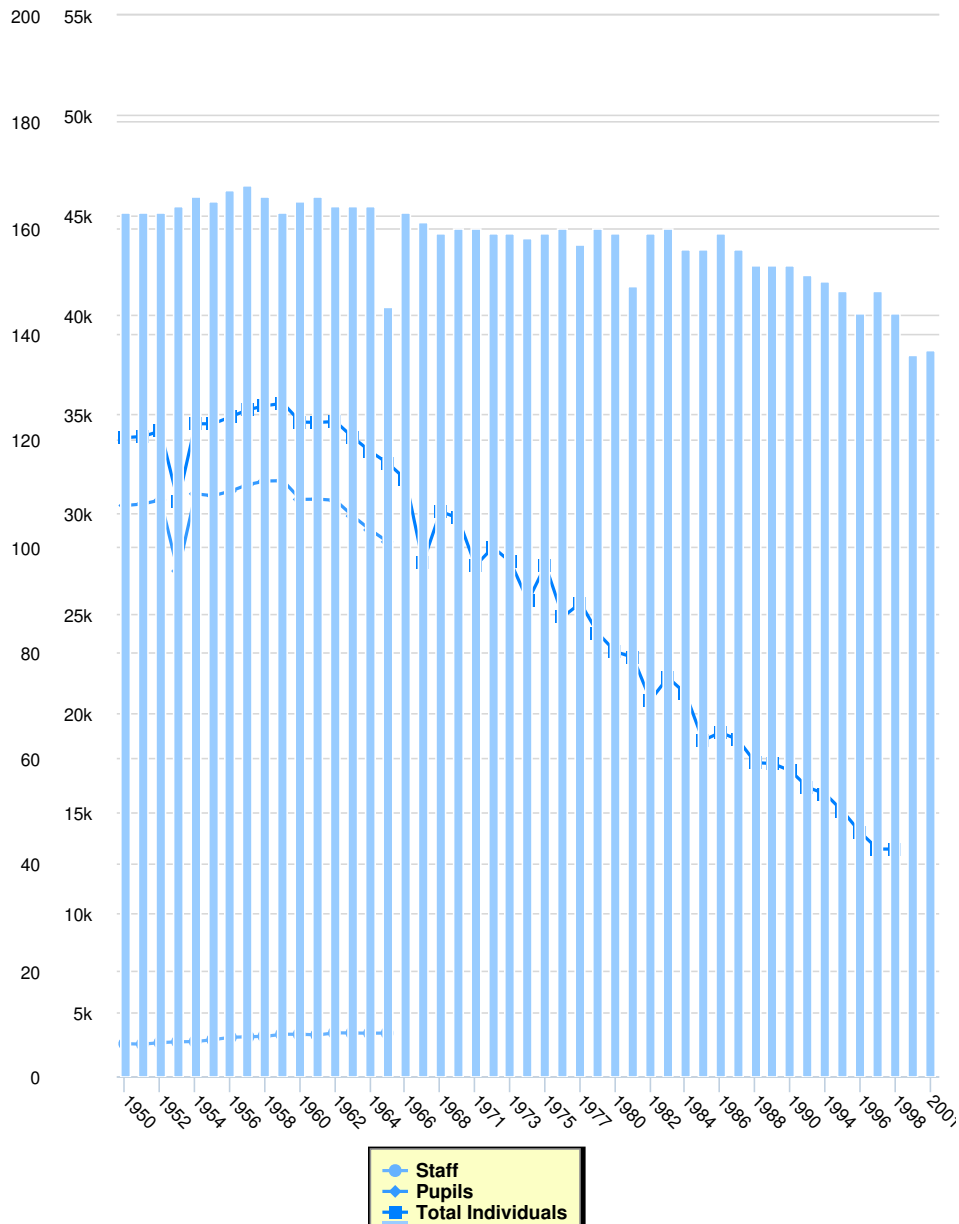


## Clergy

	Serving Churches	Retired	Other Service to the Church	Total Clergy
2010	149	83	23	255
2009	155	78	9	242
2008	152	48	9	209
2007	170	42	9	221
2003	169	72	11	252
2001	168	61	12	241
2000	163	60	11	234
1998	110	74	8	192
1997	99	0	0	184
1996	105	0	0	182
1995	95	0	0	175
1994	107	0	0	183
1993	113	0	0	188
1990	141	0	0	222

	<b>Serving Churches</b>	<b>Retired</b>	<b>Other Service to the Church</b>	<b>Total Clergy</b>
1989	122	0	0	199
1988	113	0	0	197
1987	121	0	0	207
1986	122	0	0	211
1985	194	0	0	281
1984	148	0	0	271
1983	127	0	0	207
1982	114	0	0	193
1981	143	0	0	207
1980	135	0	0	197
1978	110	0	0	186
1977	134	0	0	187
1976	132	0	0	184
1975	129	0	0	177
1974	105	0	0	162
1973	126	0	0	187
1972	124	0	0	173
1971	142	0	0	187
1969	103	0	0	142
1968	109	0	0	147
1967	113	0	0	154
1966	136	0	0	156
1965	151	0	0	151
1964	154	0	0	150
1963	160	0	0	166
1962	164	0	0	153
1961	155	0	0	166
1960	166	0	0	140
1959	152	0	0	137
1958	152	0	0	140
1957	136	0	0	145
1956	138	0	0	126
1955	161	0	0	129
1954	161	0	0	168
1953	130	0	0	149
1952	126	0	0	147
1951	126	0	0	143
1950	124	0	2	126
1947	0	0	0	156
1944	0	0	0	156
1942	0	0	0	156
1940	0	0	0	156
1938	0	0	0	156
1936	0	0	0	156
1929	0	0	0	113

## Education



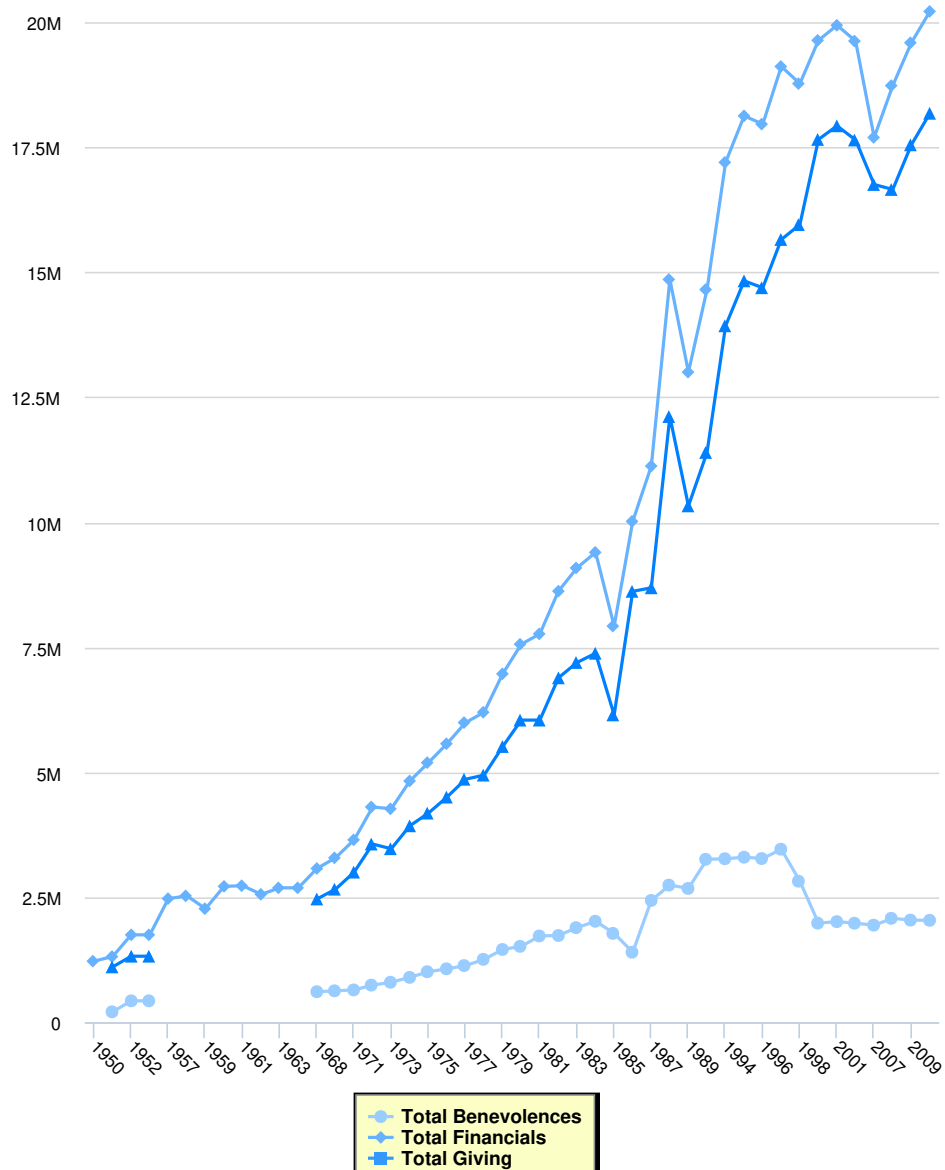
### Education

	<b>Total Schools</b>	<b>Staff</b>	<b>Pupils</b>	<b>Total Individuals</b>
2001	137	0	0	0
2000	136	0	0	0
1998	144	0	0	13,173
1997	148	0	0	13,173
1996	144	0	0	13,998
1995	148	0	0	15,060
1994	150	0	0	15,933
1993	151	0	0	16,266
1990	153	0	0	17,100
1989	153	0	0	17,461
1988	153	0	0	17,510
1987	156	0	0	18,661
1986	159	0	0	19,029



	<b>Total Schools</b>	<b>Staff</b>	<b>Pupils</b>	<b>Total Individuals</b>
1985	156	0	0	18,621
1984	156	0	0	20,984
1983	160	0	0	21,778
1982	159	0	0	20,649
1981	149	0	0	22,790
1980	159	0	0	23,078
1978	160	0	0	23,999
1977	157	0	0	25,517
1976	160	0	0	24,827
1975	159	0	0	27,413
1974	158	0	0	25,624
1973	159	0	0	27,580
1972	159	0	0	28,311
1971	160	0	0	27,394
1969	160	0	0	29,784
1968	159	0	0	30,112
1967	161	0	0	27,552
1966	163	0	0	31,733
1965	145	3,942	28,585	32,527
1964	164	3,934	29,182	33,116
1963	164	3,944	29,878	33,822
1962	164	3,954	30,669	34,623
1961	166	3,851	30,730	34,581
1960	165	3,880	30,716	34,596
1959	163	3,884	31,656	35,540
1958	166	3,780	31,639	35,419
1957	168	3,757	31,463	35,220
1956	167	3,728	31,131	34,859
1955	165	3,610	30,900	34,510
1954	166	3,515	30,996	34,511
1953	164	3,505	27,122	30,627
1952	163	3,462	30,689	34,151
1951	163	3,385	30,490	33,875
1950	163	3,407	30,411	33,818

## Finance



## Finance

	Total Benevolences	Total Financials	Total Giving	Local Expenses	Method
2010	\$2,037,928	\$20,221,005		\$18,183,077	
2009	\$2,042,520	\$19,594,243		\$17,551,723	
2008	\$2,077,928	\$18,736,646		\$16,658,718	
2007	\$1,941,564	\$17,699,986		\$16,758,422	
2003	\$1,980,327	\$19,628,647		\$17,648,320	
2001	\$2,011,619	\$19,943,821		\$17,932,202	
2000	\$1,982,328	\$19,642,119		\$17,659,789	
1998	\$2,820,373	\$18,776,582		\$15,956,209	
1997	\$3,460,999	\$19,119,453		\$15,658,454	
1996	\$3,273,685	\$17,966,293		\$14,692,608	
1995	\$3,301,060	\$18,131,514		\$14,830,454	
1994	\$3,269,986	\$17,201,395		\$13,931,409	
1993	\$3,259,095	\$14,656,805		\$11,397,710	

	<b>Total Benevolences</b>	<b>Total Financials</b>	<b>Total Giving</b>	<b>Local Expenses</b>	<b>Method</b>
1989	\$2,676,388	\$13,005,280		\$10,328,892	
1988	\$2,742,873	\$14,858,635		\$12,115,762	
1987	\$2,436,473	\$11,126,451		\$8,689,978	
1986	\$1,399,871	\$10,019,579		\$8,619,708	
1985	\$1,777,172	\$7,924,585		\$6,147,413	
1984	\$2,019,373	\$9,399,552		\$7,380,179	
1983	\$1,891,486	\$9,087,769		\$7,196,283	
1982	\$1,734,914	\$8,623,521		\$6,888,607	
1981	\$1,724,722	\$7,768,409		\$6,043,687	
1980	\$1,517,857	\$7,561,544		\$6,043,687	
1979	\$1,454,826	\$6,969,660		\$5,514,834	
1978	\$1,257,777	\$6,200,809		\$4,943,032	
1977	\$1,132,782	\$5,993,718		\$4,860,936	
1976	\$1,068,134	\$5,571,238		\$4,503,104	
1975	\$1,009,726	\$5,192,374		\$4,182,648	
1974	\$896,828	\$4,825,609		\$3,928,781	
1973	\$798,968	\$4,268,858		\$3,469,890	
1972	\$742,292	\$4,305,804		\$3,563,512	
1971	\$646,187	\$3,648,054		\$3,001,867	
1969	\$627,732	\$3,288,406		\$2,660,674	
1968	\$610,056	\$3,074,816		\$2,464,760	
1964	\$0	\$2,688,057		\$0	
1963	\$0	\$2,688,056		\$0	
1962	\$0	\$2,558,630		\$0	
1961	\$0	\$2,729,888		\$0	
1960	\$0	\$2,717,623		\$0	
1959	\$0	\$2,270,787		\$0	
1958	\$0	\$2,527,543		\$0	
1957	\$0	\$2,472,097		\$0	
1953	\$427,646	\$1,747,897		\$1,320,251	
1952	\$427,646	\$1,747,897		\$1,320,251	
1951	\$207,610	\$1,313,622		\$1,106,012	
1950	\$0	\$1,221,622		\$0	