



THE YEARBOOK

of American & Canadian Churches

ASSOCIATION OF STATISTICIANS OF AMERICAN RELIGIOUS BODIES

THE YEARBOOK OF AMERICAN & CANADIAN CHURCHES

Copyright © 2021 Association of Statisticians of American Religious Bodies All rights reserved.

No part of this book may be reproduced in any manner whatsoever without written permission of the publisher except in brief quotations embodied in critical articles or reviews. For more information, contact the Association of of Statisticians of American Religious Bodies

ABOUT THE YEARBOOK

The Yearbook of American & Canadian Churches has served as the definitive handbook of North American denominations since 1916. Over our 100 year history, The Yearbook has remained an authoritative source for the most accurate and complete compilation of statistical data for North American religious bodies. Now an interactive online application, The Yearbook continues to catalog census information for *** denominational religious bodies. As of 2020, the Yearbook represents ***,*** faithful members, ***,*** clergy, ***,*** congregations, **,*** educational bodies, and more than \$***,***,***,***.** in total financial commitment.

Each listing contains a brief paragraph about the religious body, contact information for the group, and informative graphs detailing current and historical statistical data. Previously stewarded by the National Council of Churches, The Yearbook is overseen by the Association of Statisticians of American Religious Bodies (ASARB). in partnership with The National Council of Churches and Lake Institute on Faith and Giving. We invite you to join our effort by adding data for your religious group, becoming an ASARB member or making a contribution to our cause.

Visit us online at www.asarb.org.

OUR PARTNERS



EVANGELICAL PRESBYTERIAN CHURCH



Headquarters

Office of the General
Assembly
17197 N. Laurel Park Dr.,
Suite 567
Livonia, MI 48152
United States
[\(734\)742-2020](tel:(734)742-2020)
EPCHURCH@epc.org
<https://www.epc.org>
**Christian Protestant TO BE
ALLOCATED**

Attesting Officer

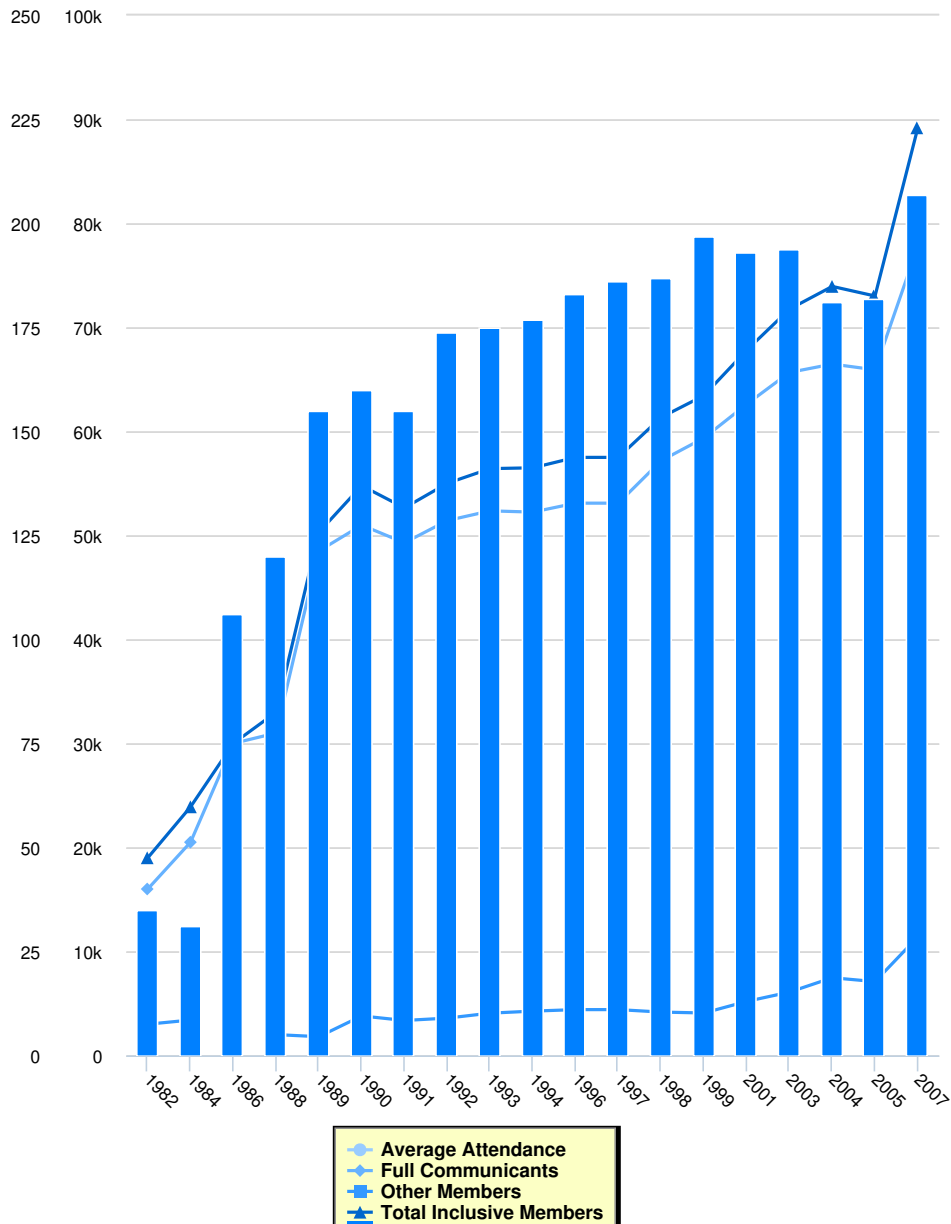
DR. JEFFREY JEREMIAH
Stated Clerk
[\(734\)742-2020](tel:(734)742-2020)
epchurch@epc.org

Media Contact

DR. JEFFREY JEREMIAH
Stated Clerk
[\(734\)742-2020](tel:(734)742-2020)
epchurch@epc.org

The Evangelical Presbyterian Church (EPC), established in March 1981, is a conservative denomination of 8 geographic presbyteries. From its inception with 12 churches, the EPC has grown to 250 churches with a membership of over 90,000. Planted firmly within the historic Reformed tradition, evangelical in spirit, the EPC places high priority on church planting and development along with world missions. Over Eighty missionaries serve the church's mission. Based on the truth of Scripture and adhering to the Westminster Confession of Faith plus its Book of Order, the denomination is committed to the "Essentials of the faith." The historic motto "In essentials, unity; in nonessentials, liberty; in all things charity" catches the irenic spirit of the EPC, along with the Ephesians theme, "truth in love." The Evangelical Presbyterian Church is a member of the World Reformed Fellowship, World Alliance of Reformed Churches, National Association of Evangelicals, World Evangelical Fellowship and the Evangelical Council for Financial Accountability.

Membership



Instructions for the Chart and Legend

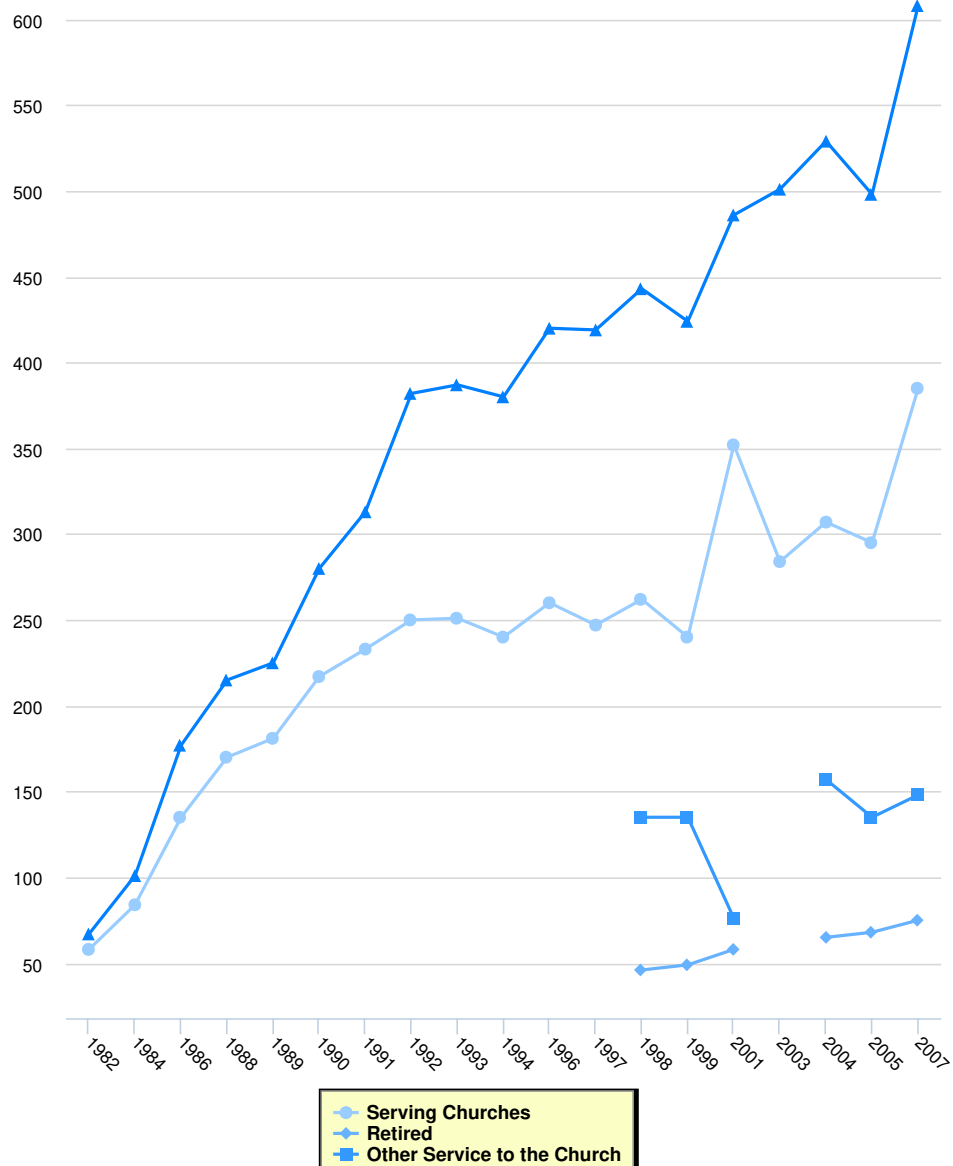
Simply click on the data set in the legend to make the values appear or disappear from the chart.

Membership

	Full Communicants	Average Attendance	Other Members	Total Inclusive Members	Total Churches	Membership Calculation Method
2007	77,794	70,652	11,396	89,190	207	
2005	65,924	0	7,095	73,019	182	
2004	66,473	0	7,468	73,941	181	
2003	65,669	0	6,086	71,755	194	
2001	62,616	0	5,192	67,808	193	
1999	59,369	0	4,078	63,447	197	
1998	57,181	0	4,166	61,347	187	
1997	53,100	0	4,402	57,502	186	
1996	53,100	0	4,402	57,502	183	
1994	52,241	0	4,258	56,499	177	

	Full Communicants	Average Attendance	Other Members	Total Inclusive Members	Total Churches	Membership Calculation Method
1993	52,360	0	4,061	56,421	175	
1992	51,423	0	3,585	55,008	174	
1991	49,286	0	3,359	52,645	155	
1990	50,987	0	3,794	54,781	160	
1989	48,500	0	1,800	50,300	155	
1988	31,000	0	2,000	33,000	120	
1986	30,000	0	0	30,000	106	
1984	20,500	0	3,400	23,900	31	
1982	16,000	0	3,000	19,000	35	

Clergy

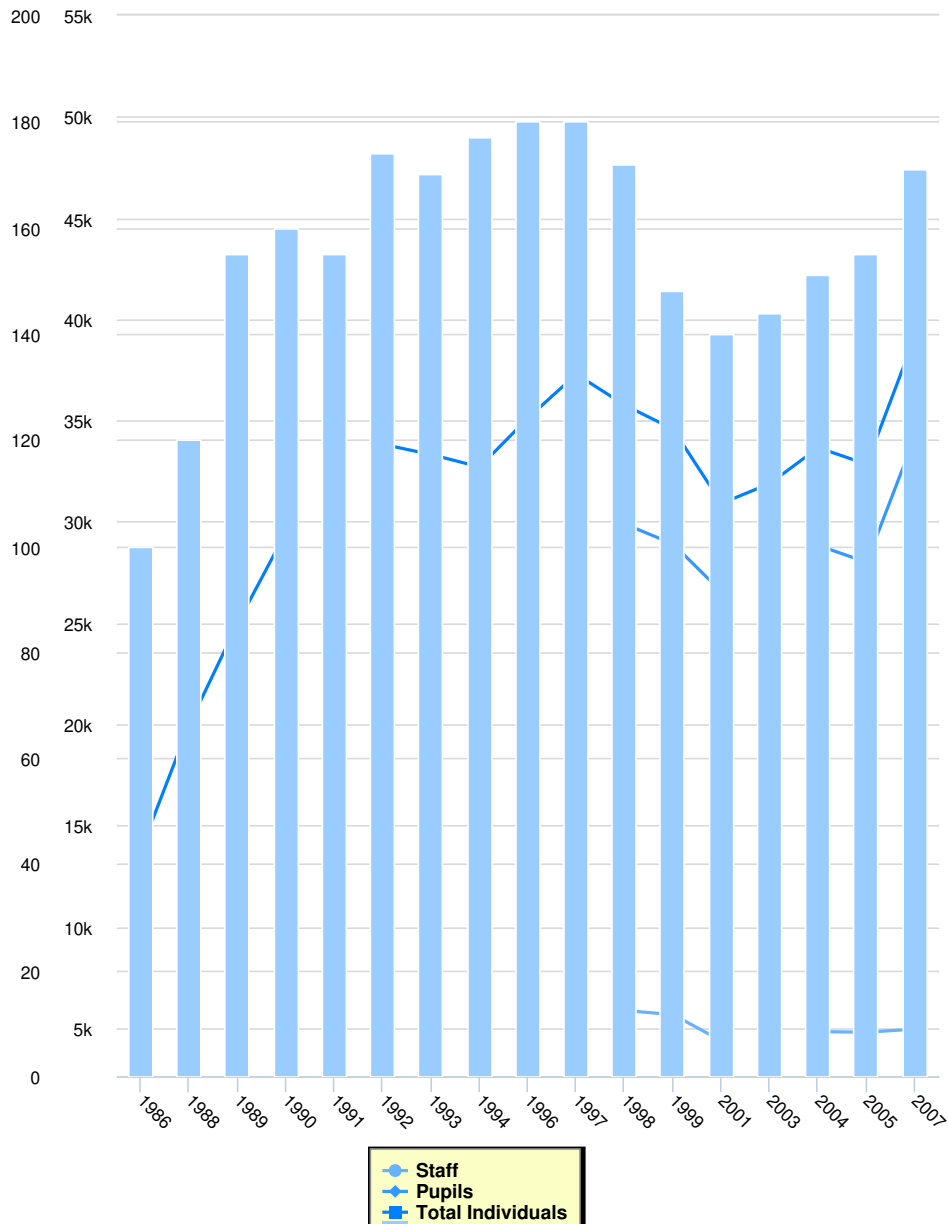


Clergy

	Serving Churches	Retired	Other Service to the Church	Total Clergy
2007	385	75	148	608
2005	295	68	135	498
2004	307	65	157	529
2003	284	0	0	501
2001	352	58	76	486
1999	240	49	135	424
1998	262	46	135	443
1997	247	0	0	419
1996	260	0	0	420
1994	240	0	0	380
1993	251	0	0	387
1992	250	0	0	382
1991	233	0	0	313
1990	217	0	0	280

	Serving Churches	Retired	Other Service to the Church	Total Clergy
1989	181	0	0	225
1988	170	0	0	215
1986	135	0	0	177
1984	84	0	0	101
1982	58	0	0	67

Education

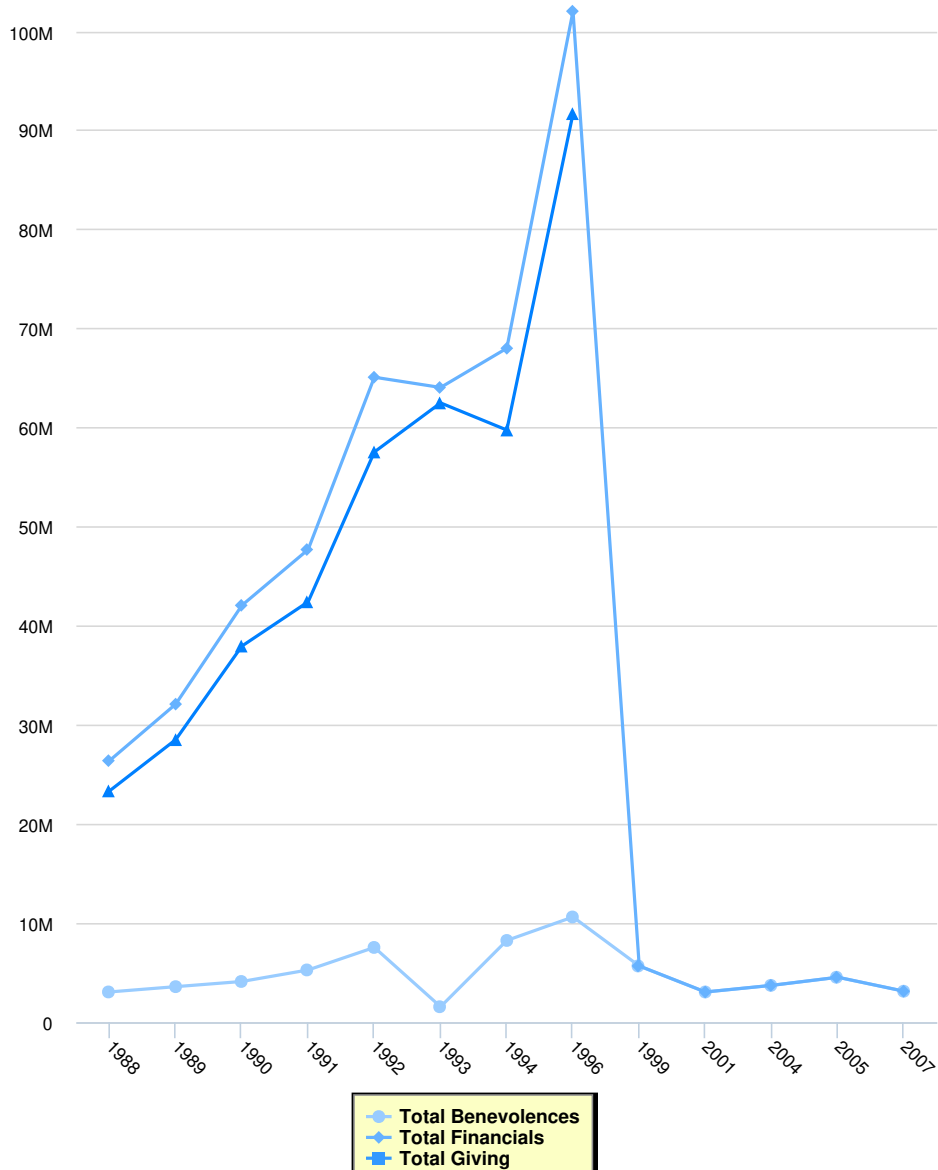


Education

	Total Schools	Staff	Pupils	Total Individuals
2007	171	4,950	34,203	39,153
2005	155	4,800	28,000	32,840
2004	151	4,827	28,832	33,659
2003	144	0	0	31,889
2001	140	4,366	26,541	30,907
1999	148	5,668	28,904	34,572
1998	172	5,869	29,889	35,758
1997	180	0	0	37,287
1996	180	0	0	35,124
1994	177	0	0	32,706
1993	170	0	0	33,320
1992	174	0	0	33,824
1991	155	0	0	0

	Total Schools	Staff	Pupils	Total Individuals
1990	160	0	0	29,500
1989	155	0	0	25,000
1988	120	0	0	20,000
1986	100	0	0	13,810

Finance



Finance

	Total Benevolences	Total Financials	Total Giving	Local Expenses	Method
2007	\$3,125,228	\$3,125,228		\$0	
2005	\$4,534,755	\$4,534,755		\$0	
2004	\$3,715,842	\$3,715,842		\$0	
2001	\$3,047,742	\$3,047,742		\$0	
1999	\$5,673,597	\$5,673,597		\$0	
1996	\$10,615,035	\$102,000,000		\$91,661,585	
1994	\$8,247,437	\$67,990,732		\$59,743,295	
1993	\$1,560,694	\$64,036,670		\$62,478,976	
1992	\$7,543,563	\$65,071,833		\$57,528,270	
1991	\$5,272,149	\$47,685,179		\$42,413,030	
1990	\$4,108,868	\$42,057,003		\$37,948,135	
1989	\$3,585,711	\$32,090,496		\$28,504,785	
1988	\$3,051,784	\$26,386,810		\$23,335,026	

