



THE YEARBOOK

of American & Canadian Churches

ASSOCIATION OF STATISTICIANS OF AMERICAN RELIGIOUS BODIES

THE YEARBOOK OF AMERICAN & CANADIAN CHURCHES

Copyright © 2021 Association of Statisticians of American Religious Bodies All rights reserved.

No part of this book may be reproduced in any manner whatsoever without written permission of the publisher except in brief quotations embodied in critical articles or reviews. For more information, contact the Association of of Statisticians of American Religious Bodies

ABOUT THE YEARBOOK

The Yearbook of American & Canadian Churches has served as the definitive handbook of North American denominations since 1916. Over our 100 year history, The Yearbook has remained an authoritative source for the most accurate and complete compilation of statistical data for North American religious bodies. Now an interactive online application, The Yearbook continues to catalog census information for *** denominational religious bodies. As of 2020, the Yearbook represents ***,*** faithful members, ***,*** clergy, ***,*** congregations, **,*** educational bodies, and more than \$***,***,***,***.** in total financial commitment.


Each listing contains a brief paragraph about the religious body, contact information for the group, and informative graphs detailing current and historical statistical data. Previously stewarded by the National Council of Churches, The Yearbook is overseen by the Association of Statisticians of American Religious Bodies (ASARB). in partnership with The National Council of Churches and Lake Institute on Faith and Giving. We invite you to join our effort by adding data for your religious group, becoming an ASARB member or making a contribution to our cause.

Visit us online at www.asarb.org.

OUR PARTNERS



FULL GOSPEL FELLOWSHIP OF CHURCHES AND MINISTERS INTERNATIONAL



Headquarters

1000 N. Belt Line Rd.
Irving, TX 75061
United States
[\(214\)492-1254](tel:(214)492-1254)
info@thefellowshiptoday.org
<https://www.fgfcmi...>
[Christian Protestant TO BE
ALLOCATED](#)

Attesting Officer

BRYAN W CROWSON
Business Administration
[\(214\)492-1254](tel:(214)492-1254)
fgfcmi@aol.com

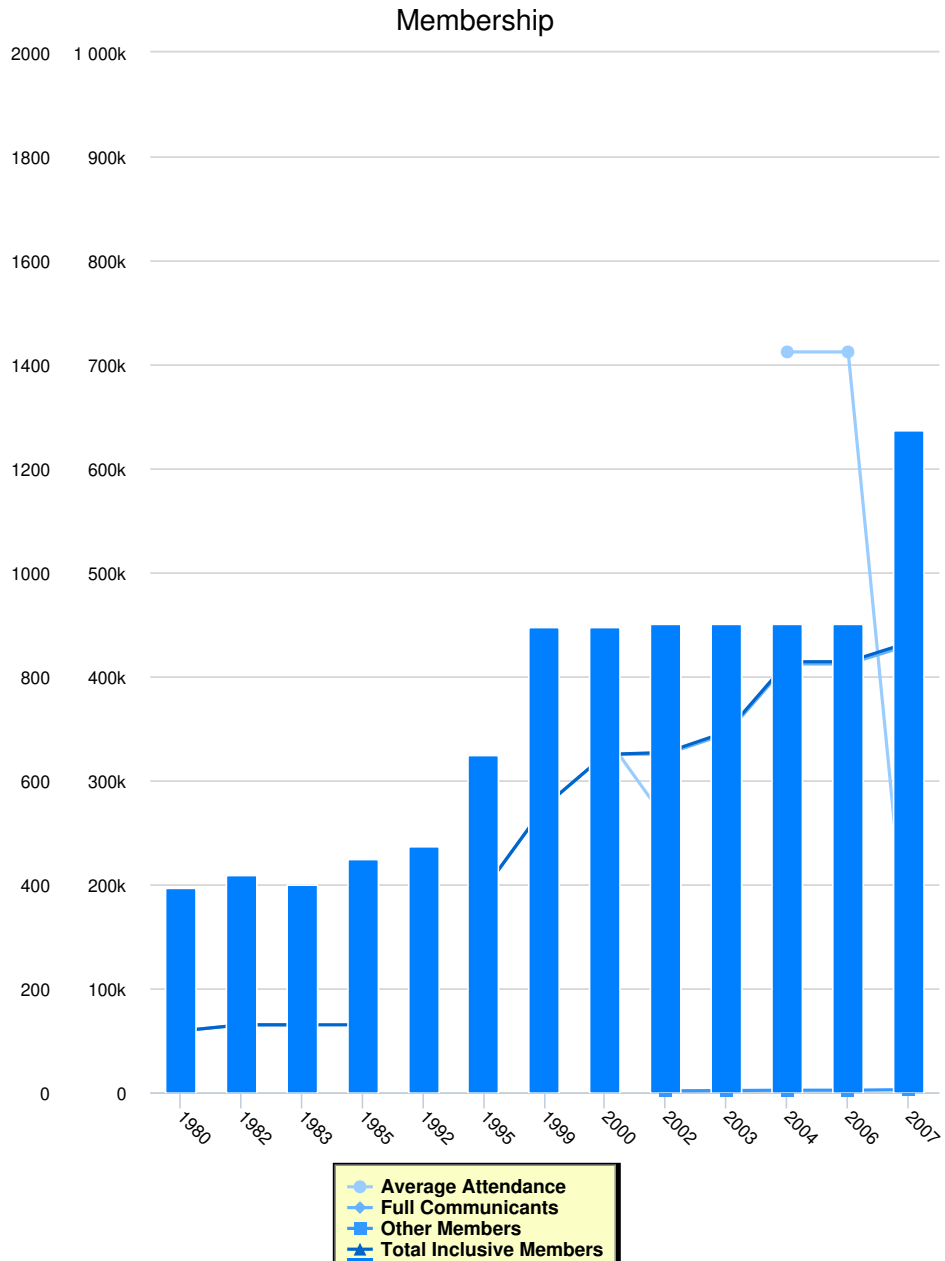
Media Contact

SEC., DR. HARRY SCHMIDT

In the early 1960s a conviction grew in the hearts of many ministers that there should be closer fellowship between the people of God who believed in the apostolic ministry. At the same time, many independent churches were experiencing serious difficulties in receiving authority from the IRS to give governmentally accepted tax-exempt receipts for donations.

In September 1962 a group of ministers met in Dallas, Texas, to form a Fellowship to give expression to the essential unity of the Body of Christ under the leadership of the Holy Spirit a unity that goes beyond individuals, churches or organizations. This was not a movement to build another denomination, but rather an effort to join ministers, churches and ministry organizations of like mind across denominational lines.

To provide opportunities for fellowship and to support the objectives and goals of local and national ministries- regional conventions and an annual international convention are held.



Instructions for the Chart and Legend

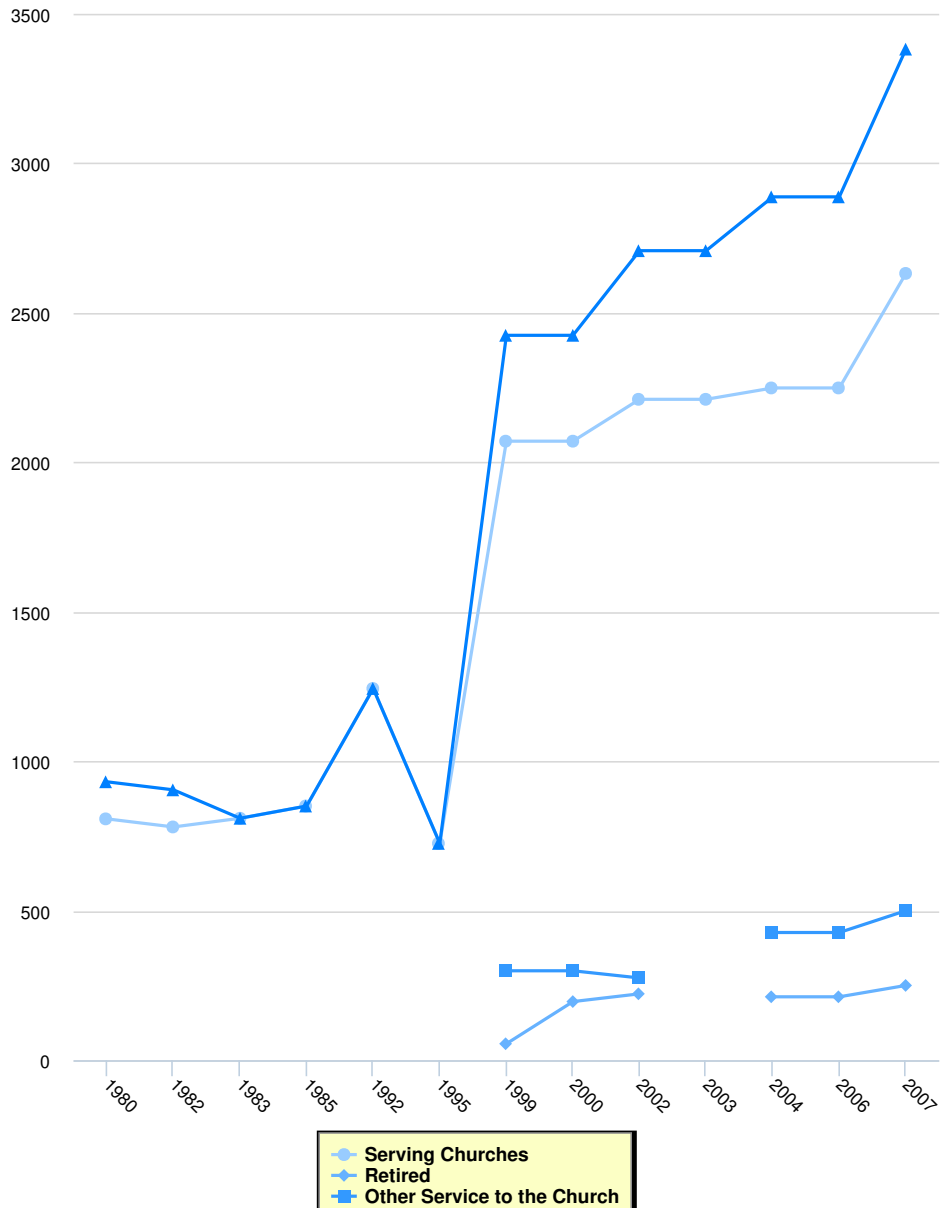
Simply click on the data set in the legend to make the values appear or disappear from the chart.

Membership

	Full Communicants	Average Attendance	Other Members	Total Inclusive Members	Total Churches	Membership Calculation Method
2007	430,000	116,250	2,632	432,632	1,273	
2006	412,000	712,000	2,100	414,100	902	
2004	412,000	712,000	2,100	414,100	902	
2003	345,000	0	1,800	346,800	902	
2002	325,400	261,520	1,500	326,900	902	
2000	325,000	343,100	0	325,000	896	
1999	275,200	0	0	275,200	896	
1995	195,000	0	0	195,000	650	
1992	0	0	0	0	475	
1985	0	0	0	65,000	450	

	Full Communicants	Average Attendance	Other Members	Total Inclusive Members	Total Churches	Membership Calculation Method
1983	65,000	0	0	65,000	401	
1982	65,000	0	0	65,000	420	
1980	59,100	0	0	59,100	394	

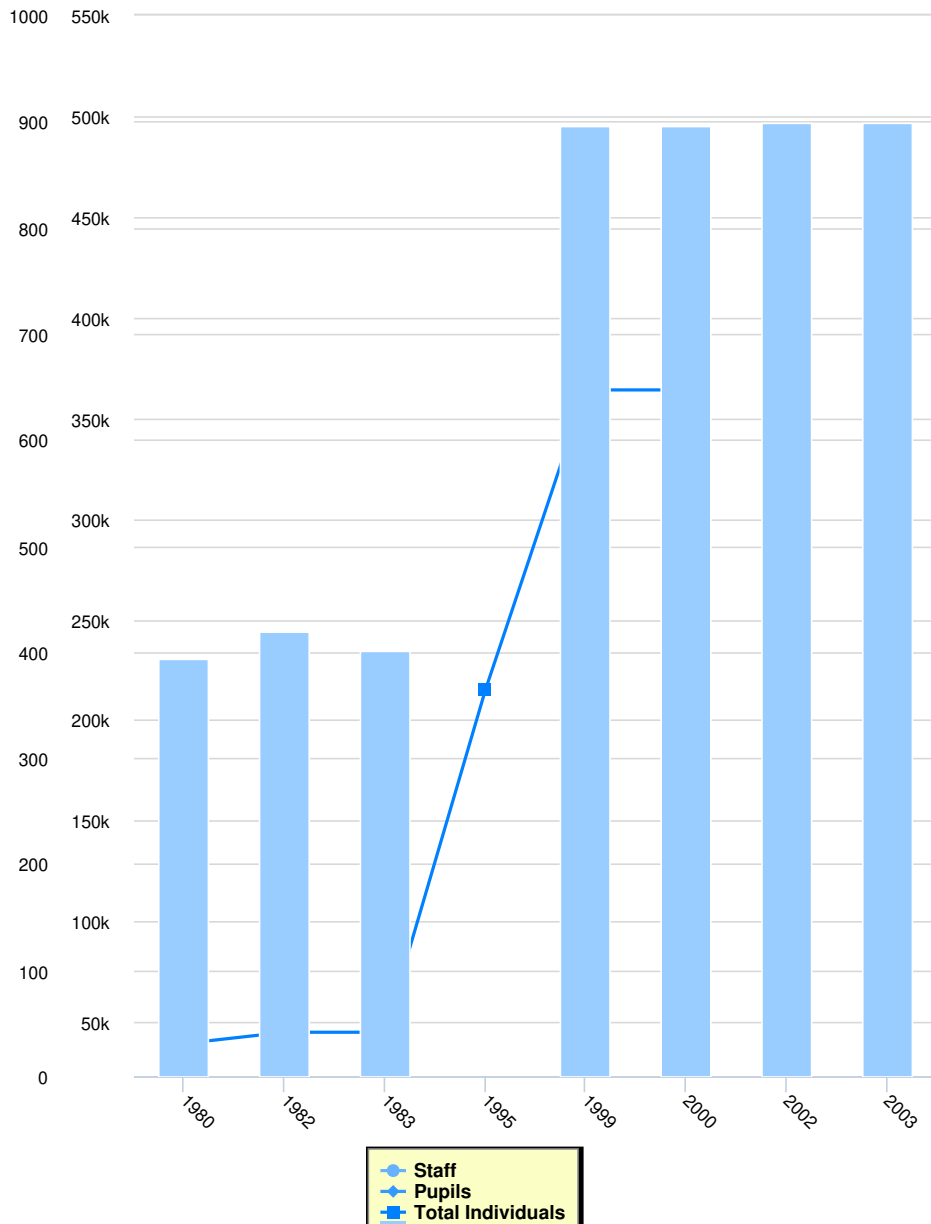
Clergy



Clergy

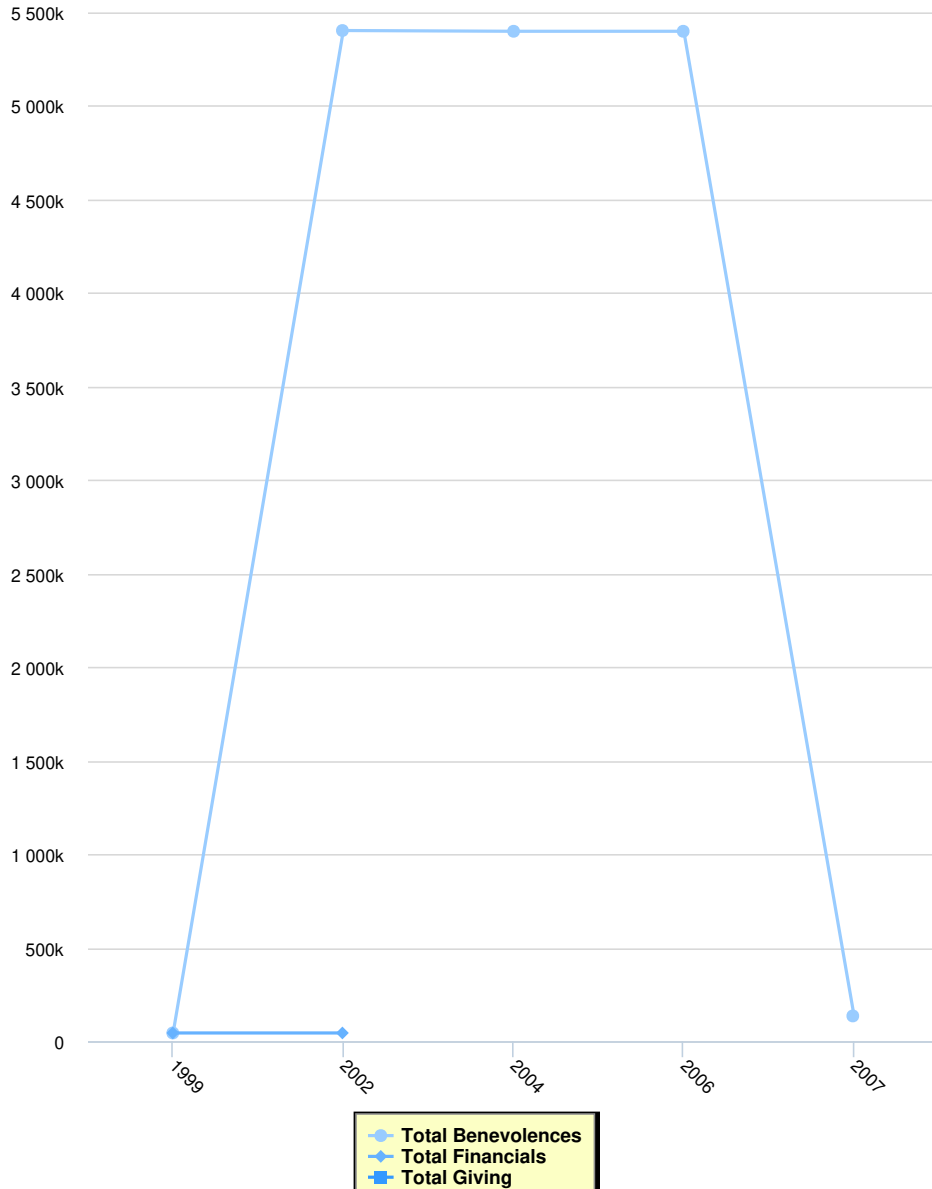
	Serving Churches	Retired	Other Service to the Church	Total Clergy
2007	2,631	250	500	3,381
2006	2,248	212	427	2,887
2004	2,248	212	427	2,887
2003	2,210	0	0	2,707
2002	2,210	222	275	2,707
2000	2,070	196	299	2,424
1999	2,070	55	299	2,424
1995	725	0	0	725
1992	1,243	0	0	1,243
1985	850	0	0	850
1983	809	0	0	809
1982	780	0	0	904
1980	807	0	0	931

Education



	Education			
	Total Schools	Staff	Pupils	Total Individuals
2003	899	0	0	0
2002	899	0	0	0
2000	896	0	0	364,000
1999	896	0	0	364,000
1995	0	0	0	215,000
1983	401	0	0	45,000
1982	420	0	0	45,000
1980	394	0	0	39,400

Finance



Finance

	Total Benevolences	Total Financials	Total Giving	Local Expenses	Method
2007	\$135,000	\$0		\$0	
2006	\$5,396,000	\$0		\$0	
2004	\$5,396,000	\$0		\$0	
2002	\$5,400,000	\$44,000		\$0	
1999	\$44,000	\$44,000		\$0	