



THE YEARBOOK

of American & Canadian Churches

ASSOCIATION OF STATISTICIANS OF AMERICAN RELIGIOUS BODIES

THE YEARBOOK OF AMERICAN & CANADIAN CHURCHES

Copyright © 2021 Association of Statisticians of American Religious Bodies All rights reserved.

No part of this book may be reproduced in any manner whatsoever without written permission of the publisher except in brief quotations embodied in critical articles or reviews. For more information, contact the Association of of Statisticians of American Religious Bodies

ABOUT THE YEARBOOK

The Yearbook of American & Canadian Churches has served as the definitive handbook of North American denominations since 1916. Over our 100 year history, The Yearbook has remained an authoritative source for the most accurate and complete compilation of statistical data for North American religious bodies. Now an interactive online application, The Yearbook continues to catalog census information for *** denominational religious bodies. As of 2020, the Yearbook represents ***,*** faithful members, ***,*** clergy, ***,*** congregations, **,*** educational bodies, and more than \$***,***,***,***.** in total financial commitment.

Each listing contains a brief paragraph about the religious body, contact information for the group, and informative graphs detailing current and historical statistical data. Previously stewarded by the National Council of Churches, The Yearbook is overseen by the Association of Statisticians of American Religious Bodies (ASARB). in partnership with The National Council of Churches and Lake Institute on Faith and Giving. We invite you to join our effort by adding data for your religious group, becoming an ASARB member or making a contribution to our cause.

Visit us online at www.asarb.org.

OUR PARTNERS



INTERNATIONAL CHURCH OF THE FOURSQUARE GOSPEL



Headquarters

1910 W. Sunset Blvd., Ste.
200
P.O. Box 26902
Los Angeles, CA 90026-
0176

United States

[\(213\)989-4234](tel:(213)989-4234)

comm@foursquare.org

[https://www.foursqu...](https://www.foursquare.org)

[Christian Protestant TO BE](#)

[ALLOCATED](#)

Attesting Officer

DR. RONALD D. WILLIAMS
Special Counsel Office of the
President

[\(213\)989-4221](tel:(213)989-4221)

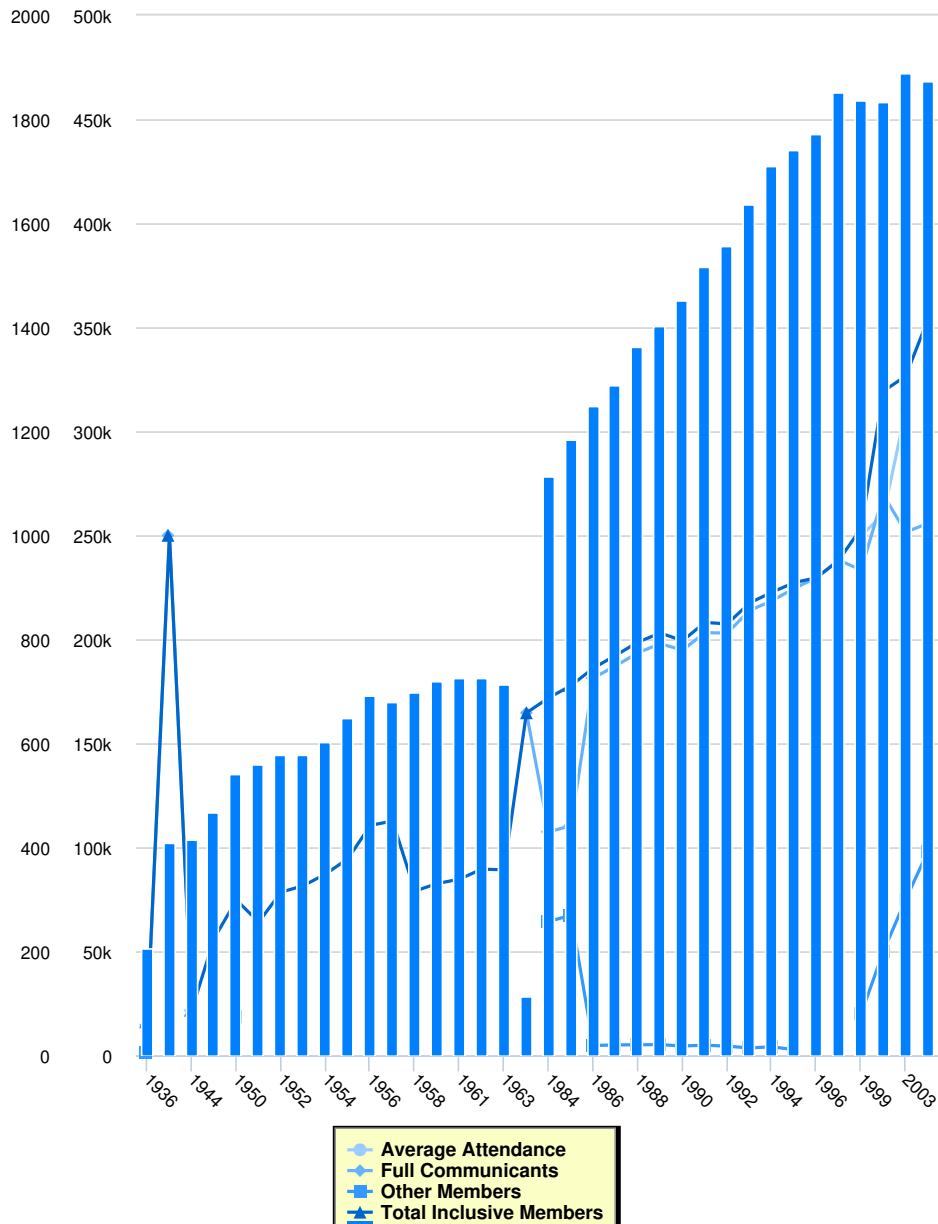
ron@foursquare.org

Media Contact

EDITOR, DR. RON WILLIAMS

Founded by Aimee Semple McPherson in 1927, the International Church of the Foursquare Gospel proclaims the message of Jesus Christ the Savior, Healer, Baptizer with the Holy Spirit and Soon-coming King. Headquartered in Los Angeles, this evangelistic missionary body of believers consists of nearly 1,900 churches in the United States and Canada. The International Church of the Foursquare Gospel is incorporated in the state of California and governed by a Board of Directors who direct its corporate affairs. A Foursquare Cabinet, consisting of the Corporate Officers, Board of Directors and District Supervisors of the various districts of the Foursquare Church in the United States and other elected or appointed members, serves in an advisory capacity to the President and the Board of Directors. Each local Foursquare Church is a subordinate unit of the International Church of the Foursquare Gospel. The pastor of the church is appointed by the Board of Directors and is responsible for the spiritual and physical welfare of the church. To assist and advise the pastor, a church council is elected by the local church members. Foursquare churches seek to build strong believers through Christian education, Christian day schools, youth camping and ministry, Foursquare Women International who support and encourage Foursquare missionaries abroad, local radio and television ministries, the Foursquare World ADVANCE Magazine and over 550 Bible colleges worldwide. Worldwide missions remains the focus of the Foursquare Gospel Church with 38,217 churches and meeting places, 49,287 national pastors, leaders and 4,113,981 members with a combined constituency nearing 5 million in over 140 countries of the world. The Church is affiliated with the Pentecostal/Charismatic Churches of North America, the National Association of Evangelicals and the Pentecostal World Conference.

Membership



Instructions for the Chart and Legend

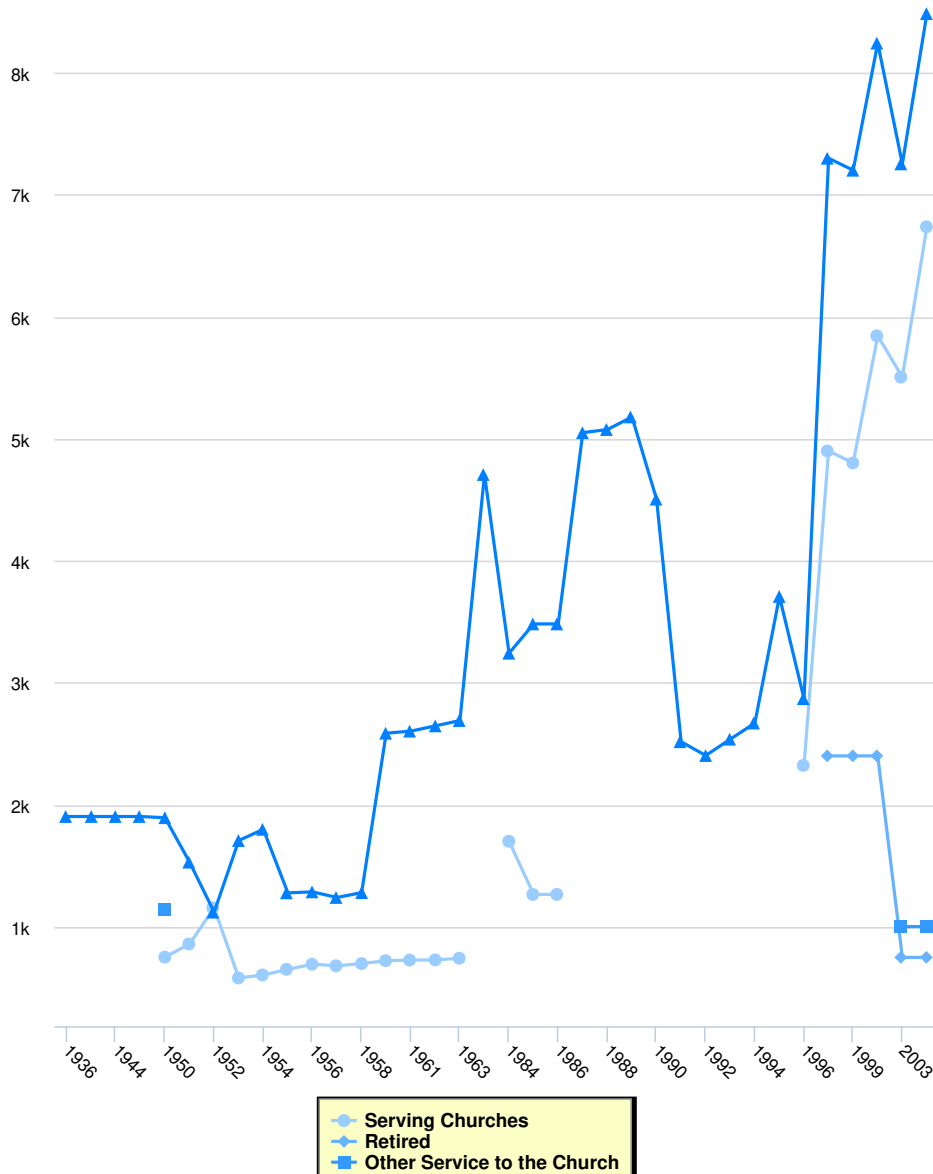
Simply click on the data set in the legend to make the values appear or disappear from the chart.

Membership

	Full Communicants	Average Attendance	Other Members	Total Inclusive Members	Total Churches	Membership Calculation Method
2006	255,773	0	98,222	353,995	1,875	
2003	251,614	310,000	75,000	326,614	1,888	
2001	269,349	260,000	50,000	319,349	1,834	
1999	233,412	250,000	20,000	253,412	1,836	
1998	238,065	0	0	238,065	1,851	
1996	229,643	0	0	229,643	1,773	
1995	224,542	0	2,765	227,307	1,742	
1994	218,534	0	4,124	222,658	1,710	
1993	213,914	0	3,601	217,515	1,638	
1992	203,043	0	4,412	207,455	1,558	

	Full Communicants	Average Attendance	Other Members	Total Inclusive Members	Total Churches	Membership Calculation Method
1991	203,218	0	4,932	208,150	1,516	
1990	194,880	0	4,505	199,385	1,451	
1989	197,881	0	5,179	203,060	1,404	
1988	193,619	0	5,096	198,715	1,363	
1987	187,277	0	5,050	192,327	1,290	
1986	181,470	0	4,743	186,213	1,250	
1985	110,447	0	67,340	177,787	1,185	
1984	107,484	0	64,444	171,928	1,113	
1983	164,688	0	0	164,688	113	
1963	0	0	0	89,215	714	
1962	0	0	0	89,562	727	
1961	0	0	0	84,741	726	
1960	0	0	0	82,624	721	
1958	0	0	0	79,012	697	
1957	0	0	0	112,706	679	
1956	0	0	0	110,568	692	
1955	0	0	0	94,571	650	
1954	0	0	0	87,206	604	
1953	0	0	0	81,590	579	
1952	0	0	0	78,471	577	
1951	0	0	0	64,109	559	
1950	56,197	0	18,492	74,689	541	
1947	0	0	0	56,197	469	
1944	21,728	0	0	21,728	416	
1942	250,000	0	0	250,000	408	
1936	14,613	0	1,534	16,147	205	

Clergy

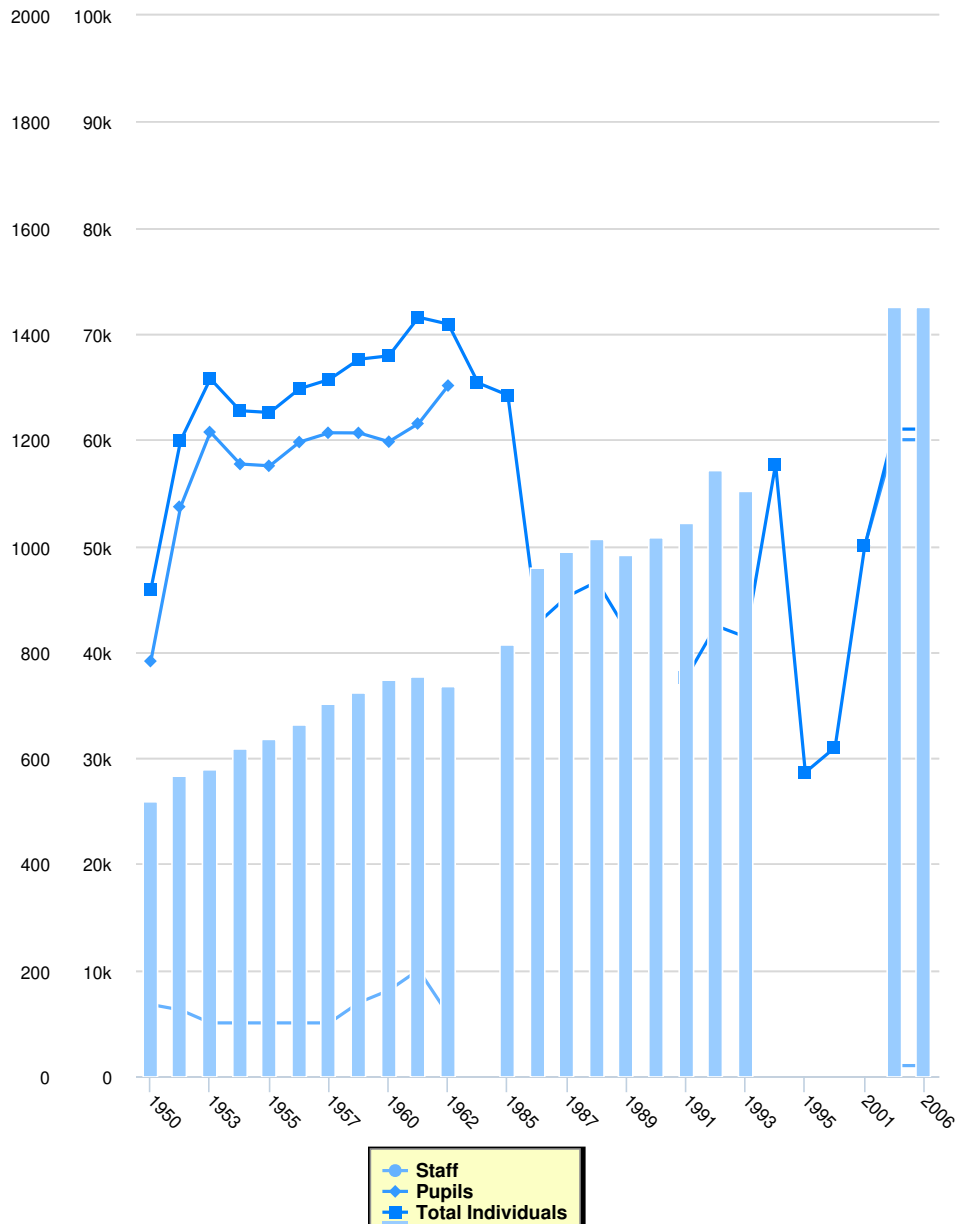


Clergy

	Serving Churches	Retired	Other Service to the Church	Total Clergy
2006	6,738	748	1,000	8,486
2003	5,506	748	1,000	7,254
2001	5,844	2,400	0	8,244
1999	4,802	2,400	0	7,202
1998	4,900	2,400	0	7,300
1996	2,322	0	0	2,869
1995	0	0	0	3,707
1994	0	0	0	2,669
1993	0	0	0	2,537
1992	0	0	0	2,403
1991	0	0	0	2,516
1990	0	0	0	4,505
1989	0	0	0	5,179
1988	0	0	0	5,076

	Serving Churches	Retired	Other Service to the Church	Total Clergy
1987	0	0	0	5,050
1986	1,264	0	0	3,482
1985	1,264	0	0	3,482
1984	1,700	0	0	3,242
1983	0	0	0	4,707
1963	741	0	0	2,690
1962	727	0	0	2,646
1961	726	0	0	2,603
1960	721	0	0	2,586
1958	697	0	0	1,279
1957	679	0	0	1,239
1956	692	0	0	1,285
1955	650	0	0	1,277
1954	604	0	0	1,798
1953	579	0	0	1,706
1952	1,154	0	0	1,119
1951	858	0	0	1,529
1950	750	0	1,143	1,893
1947	0	0	0	1,903
1944	0	0	0	1,903
1942	0	0	0	1,903
1936	0	0	0	1,903

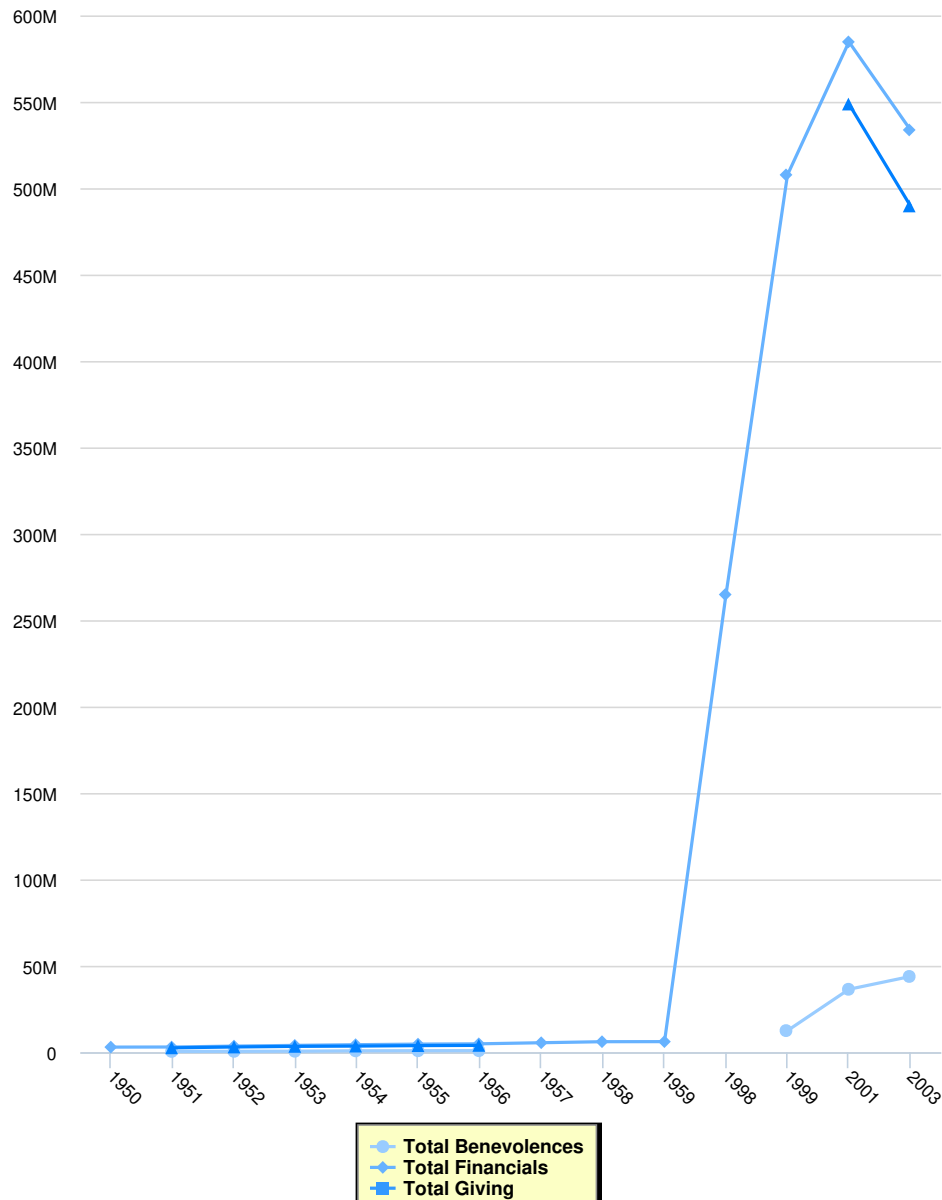
Education



	Education			
	Total Schools	Staff	Pupils	Total Individuals
2006	1,450	1,000	60,000	61,000
2003	1,450	1,000	60,000	61,000
2001	0	0	50,000	50,000
1996	0	0	0	30,994
1995	0	0	0	28,641
1994	0	0	0	57,680
1993	1,105	0	0	41,398
1992	1,144	0	0	42,459
1991	1,043	0	0	37,595
1990	1,017	0	0	0
1989	983	0	0	41,974
1988	1,014	0	0	46,624
1987	988	0	0	45,227

	Total Schools	Staff	Pupils	Total Individuals
1986	959	0	0	42,694
1985	814	0	0	64,201
1984	0	0	0	65,353
1962	736	5,791	65,107	70,898
1961	753	10,016	61,529	71,545
1960	749	8,093	59,816	67,909
1958	723	6,948	60,642	67,590
1957	704	5,025	60,655	65,680
1956	665	5,025	59,784	64,809
1955	638	5,025	57,542	62,567
1954	619	5,025	57,710	62,735
1953	578	5,025	60,724	65,749
1952	567	6,242	53,684	59,926
1950	520	6,760	39,131	45,891

Finance



Finance

	Total Benevolences	Total Financials	Total Giving	Local Expenses	Method
2003	\$43,863,051	\$534,000,000		\$490,000,000	
2001	\$36,431,893	\$585,000,000		\$549,000,000	
1999	\$12,500,000	\$508,000,000		\$0	
1998	\$0	\$265,000,000		\$0	
1959	\$0	\$6,115,473		\$0	
1958	\$0	\$6,083,426		\$0	
1957	\$0	\$5,486,252		\$0	
1956	\$907,194	\$4,856,813		\$3,949,619	
1955	\$867,155	\$4,679,696		\$3,812,541	
1954	\$810,926	\$4,353,579		\$3,542,653	
1953	\$573,464	\$3,953,949		\$3,380,485	
1952	\$509,930	\$3,527,546		\$3,017,616	
1951	\$470,629	\$3,004,361		\$2,533,732	

	Total Benevolences	Total Financials	Total Giving	Local Expenses	Method
1950	\$0	\$2,947,142		\$0	