



THE YEARBOOK

of American & Canadian Churches

ASSOCIATION OF STATISTICIANS OF AMERICAN RELIGIOUS BODIES

THE YEARBOOK OF AMERICAN & CANADIAN CHURCHES

Copyright © 2020 Association of Statisticians of American Religious Bodies All rights reserved.

No part of this book may be reproduced in any manner whatsoever without written permission of the publisher except in brief quotations embodied in critical articles or reviews. For more information, contact the Association of of Statisticians of American Religious Bodies

ABOUT THE YEARBOOK

The Yearbook of American & Canadian Churches has served as the definitive handbook of North American denominations since 1916. Over our 100 year history, The Yearbook has remained an authoritative source for the most accurate and complete compilation of statistical data for North American religious bodies. Now an interactive online application, The Yearbook continues to catalog census information for *** denominational religious bodies. As of 2020, the Yearbook represents ***,*** faithful members, ***,*** clergy, ***,*** congregations, **,*** educational bodies, and more than \$***,***,***,***.** in total financial commitment.

Each listing contains a brief paragraph about the religious body, contact information for the group, and informative graphs detailing current and historical statistical data. Previously stewarded by the National Council of Churches, The Yearbook is overseen by the Association of Statisticians of American Religious Bodies (ASARB). in partnership with The National Council of Churches and Lake Institute on Faith and Giving. We invite you to join our effort by adding data for your religious group, becoming an ASARB member or making a contribution to our cause.

Visit us online at www.asarb.org.

OUR PARTNERS



FRIENDS UNITED MEETING



Headquarters

101 Quaker Hill Dr.
Richmond, IN 47374-1980
United States
[\(765\)962-7573](tel:(765)962-7573)
info@fum.org
<https://www.fum.org>
[Christian Protestant TO BE
ALLOCATED](#)

Attesting Officer

SYLVIA GRAVES
General Sec.
[765-962-7573](tel:765-962-7573)
sylviag@fum.org

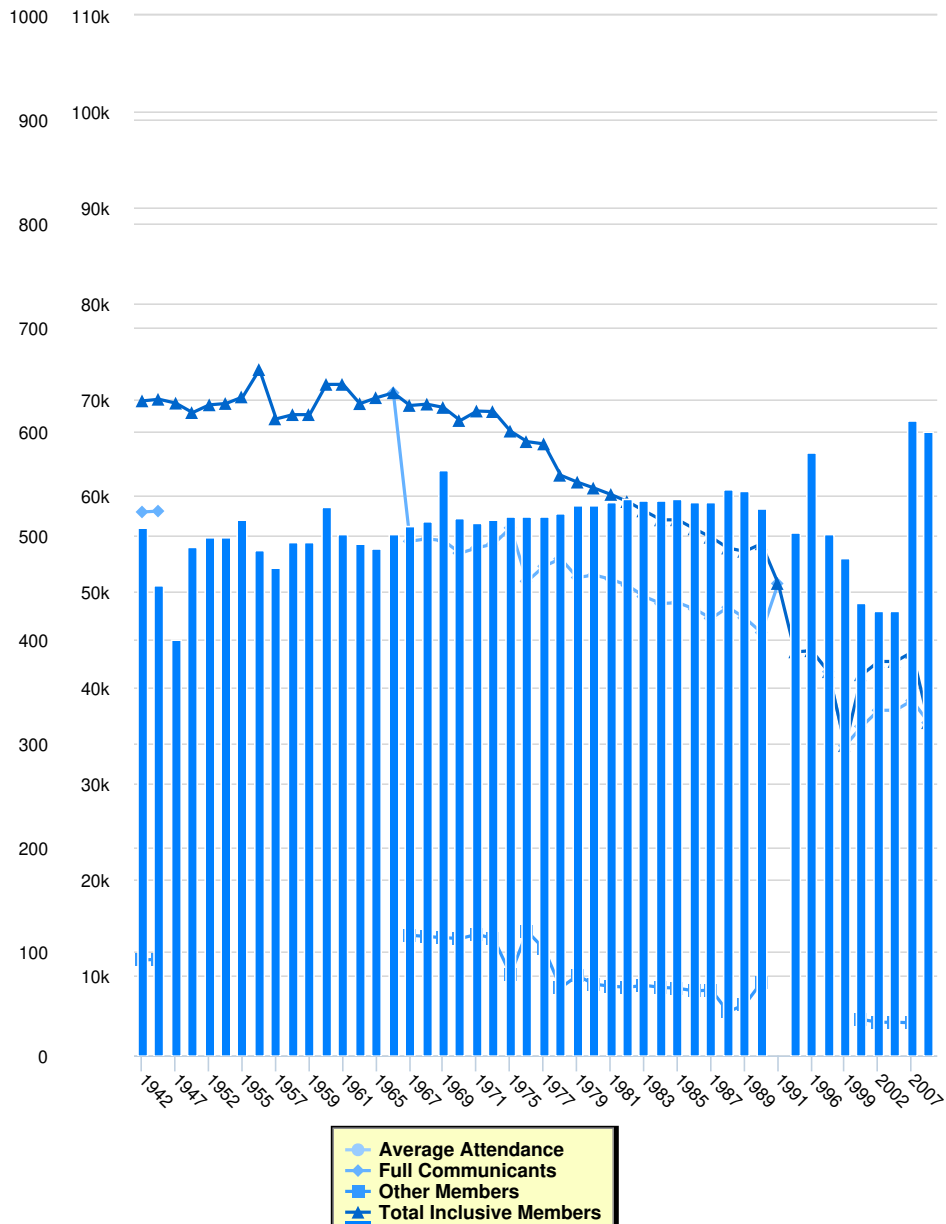
Media Contact

INTERIM GENERAL
SECRETARY, SYLVIA
GRAVES

Friends United Meeting was organized in 1902 (the name was changed in 1963 from the Five Years Meeting of Friends) as an association of North American yearly meetings to facilitate a united Quaker witness in missions, peace work, Christian education and outreach.

Today Friends United Meeting is comprised of 30 full-member and 3 association member yearly meetings representing about half the Friends in the world. FUM's current work includes programs of mission and service, leadership development and outreach. FUM publishes Christian education curriculum, books of Quaker history and religious thought and a magazine, Quaker Life.

Membership



Instructions for the Chart and Legend

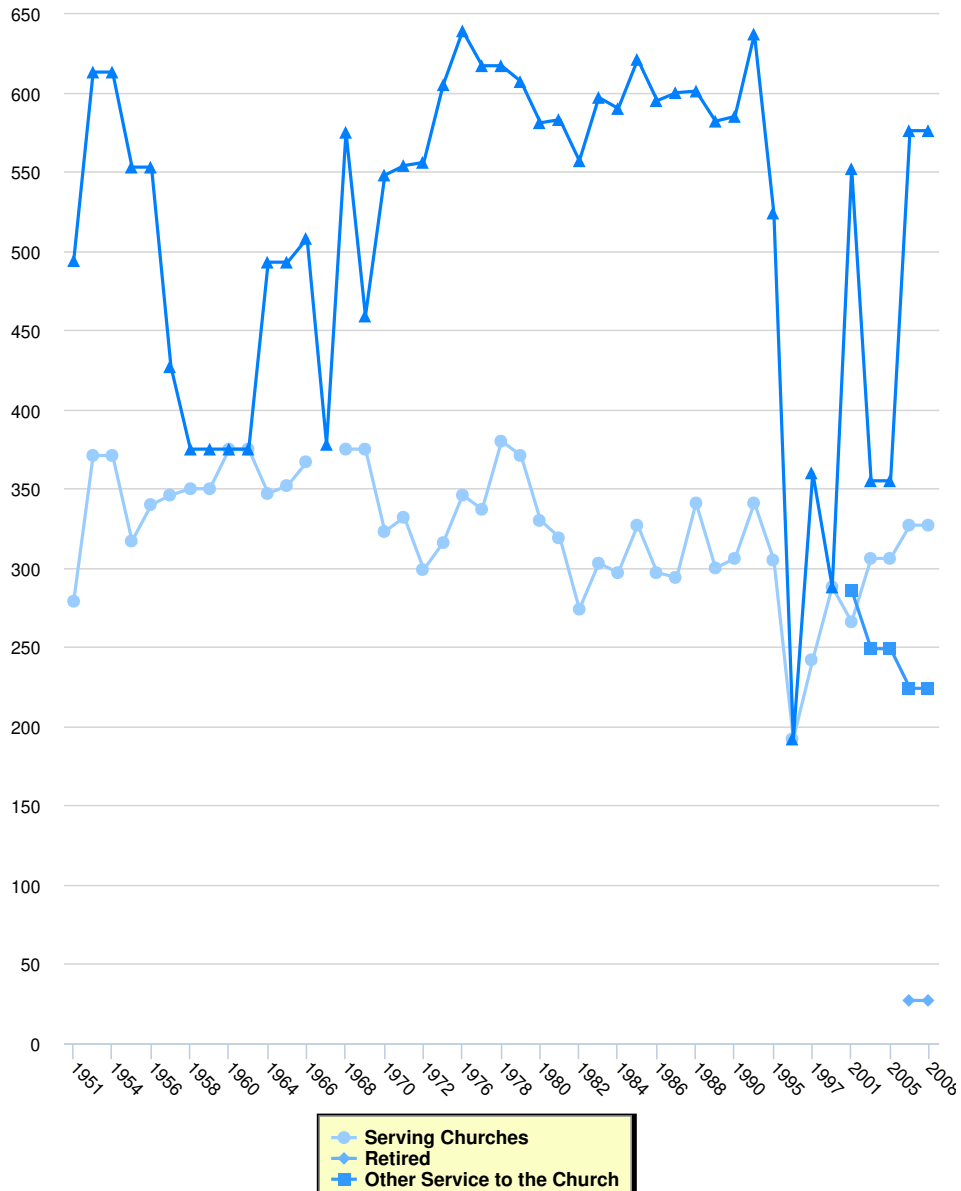
Simply click on the data set in the legend to make the values appear or disappear from the chart.

Membership

	Full Communicants	Average Attendance	Other Members	Total Inclusive Members	Total Churches	Membership Calculation Method
2008	36,302	0	0	36,302	600	
2007	38,612	0	5,035	43,647	611	
2005	37,595	0	5,085	42,680	427	
2002	37,595	0	5,085	42,680	427	
2001	35,919	0	5,378	41,297	436	
1999	33,908	0	0	33,908	479	
1997	41,614	0	0	41,614	501	
1996	43,800	0	0	43,800	580	
1995	0	0	0	43,680	503	
1991	50,803	0	0	50,803	0	

	Full Communicants	Average Attendance	Other Members	Total Inclusive Members	Total Churches	Membership Calculation Method
1990	45,691	0	9,254	54,945	526	
1989	47,228	0	6,927	54,155	543	
1988	48,325	0	6,176	54,501	545	
1987	47,173	0	8,443	55,616	532	
1986	48,143	0	8,352	56,495	533	
1985	48,812	0	8,631	57,443	536	
1984	48,713	0	8,719	57,432	534	
1983	49,441	0	8,930	58,371	534	
1982	50,601	0	8,737	59,338	535	
1981	51,248	0	8,836	60,084	532	
1980	51,691	0	9,054	60,745	530	
1979	51,426	0	9,940	61,366	530	
1978	53,390	0	8,690	62,080	522	
1977	52,599	0	12,749	65,348	518	
1976	51,032	0	14,553	65,585	519	
1975	56,605	0	10,075	66,680	519	
1972	54,927	0	13,790	68,717	515	
1971	54,522	0	14,251	68,773	512	
1970	53,970	0	13,815	67,785	517	
1969	55,257	0	13,892	69,149	563	
1968	55,469	0	14,025	69,494	514	
1967	55,203	0	14,150	69,353	509	
1966	70,673	0	0	70,673	502	
1965	0	0	0	70,167	487	
1964	0	0	0	69,543	493	
1961	0	0	0	71,552	501	
1960	0	0	0	71,552	528	
1959	0	0	0	68,399	494	
1958	0	0	0	68,399	494	
1957	0	0	0	67,957	470	
1956	0	0	0	73,095	486	
1955	0	0	0	70,245	516	
1954	0	0	0	69,560	499	
1952	0	0	0	69,419	499	
1951	0	0	0	68,612	490	
1947	0	0	0	69,595	400	
1944	58,350	0	11,650	70,000	453	
1942	58,258	0	11,574	69,832	508	

Clergy

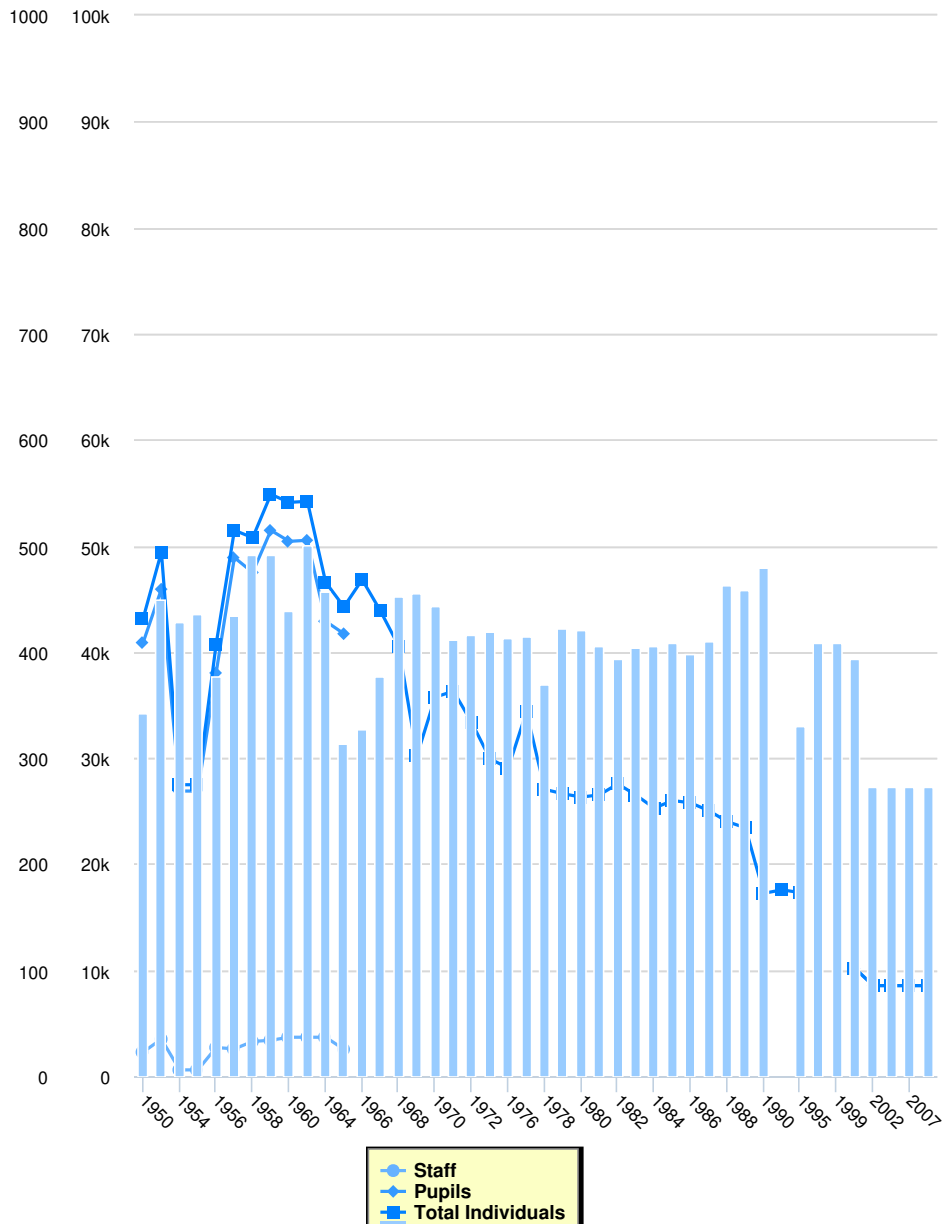


Clergy

	Serving Churches	Retired	Other Service to the Church	Total Clergy
2008	327	27	224	576
2007	327	27	224	576
2005	306	0	249	355
2002	306	0	249	355
2001	266	0	286	552
1999	288	0	0	288
1997	242	0	0	360
1996	192	0	0	192
1995	305	0	0	524
1991	341	0	0	637
1990	306	0	0	585
1989	300	0	0	582
1988	341	0	0	601
1987	294	0	0	600

	Serving Churches	Retired	Other Service to the Church	Total Clergy
1986	297	0	0	595
1985	327	0	0	621
1984	297	0	0	590
1983	303	0	0	597
1982	274	0	0	557
1981	319	0	0	583
1980	330	0	0	581
1979	371	0	0	607
1978	380	0	0	617
1977	337	0	0	617
1976	346	0	0	639
1975	316	0	0	605
1972	299	0	0	556
1971	332	0	0	554
1970	323	0	0	548
1969	375	0	0	459
1968	375	0	0	575
1967	0	0	0	378
1966	367	0	0	508
1965	352	0	0	493
1964	347	0	0	493
1961	375	0	0	375
1960	375	0	0	375
1959	350	0	0	375
1958	350	0	0	375
1957	346	0	0	427
1956	340	0	0	553
1955	317	0	0	553
1954	371	0	0	613
1952	371	0	0	613
1951	279	0	0	494

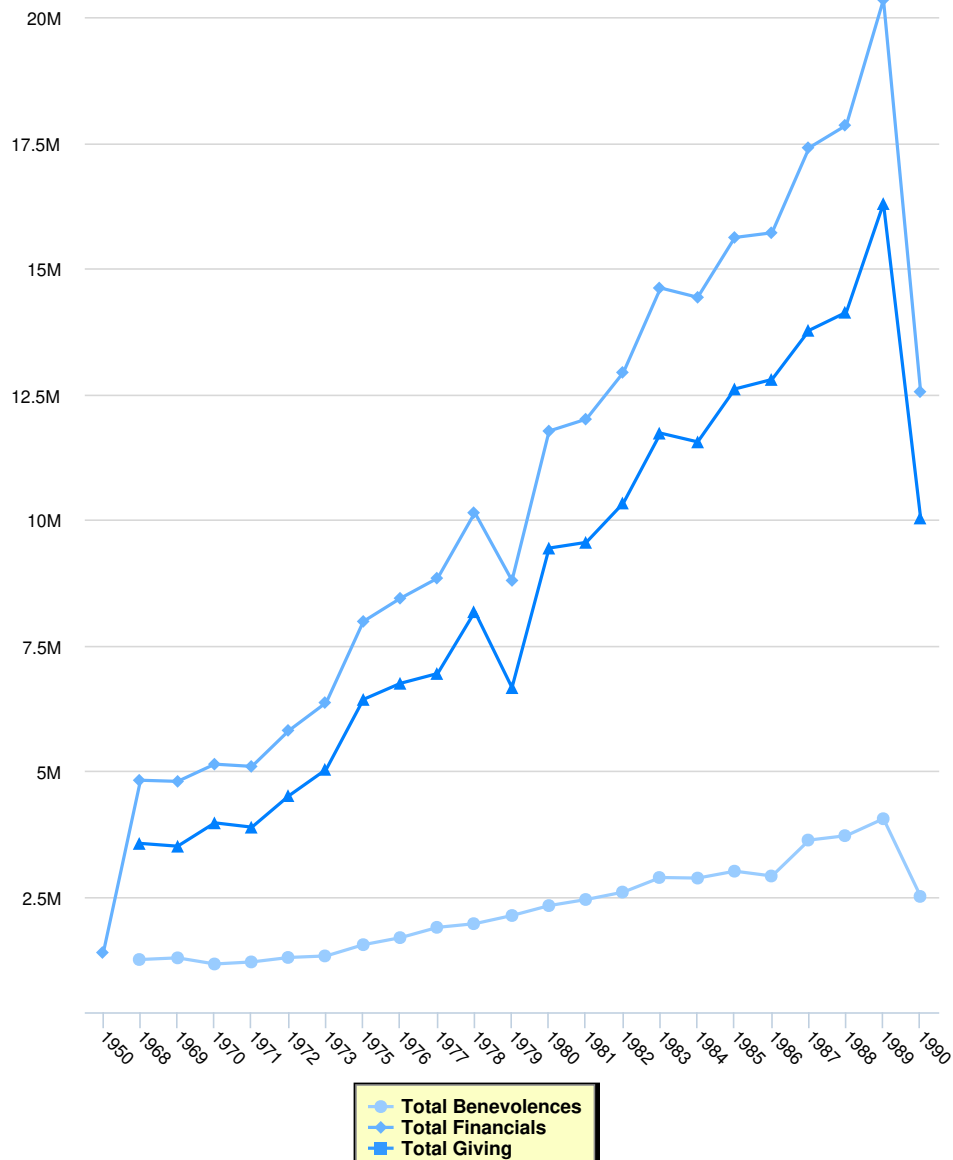
Education



	Education			
	Total Schools	Staff	Pupils	Total Individuals
2008	273	0	8,539	8,539
2007	273	0	8,539	8,539
2005	273	0	8,539	8,539
2002	273	0	8,539	8,539
2001	393	0	10,151	10,151
1999	409	0	0	0
1997	409	0	0	0
1995	331	0	0	17,307
1991	0	0	0	17,566
1990	480	0	0	17,244
1989	459	0	0	23,413
1988	463	0	0	24,000
1987	411	0	0	25,020

	Total Schools	Staff	Pupils	Total Individuals
1986	398	0	0	25,766
1985	408	0	0	25,990
1984	405	0	0	25,270
1983	404	0	0	26,499
1982	394	0	0	27,560
1981	406	0	0	26,518
1980	421	0	0	26,315
1979	422	0	0	26,625
1978	369	0	0	27,041
1977	415	0	0	34,352
1976	414	0	0	29,044
1975	419	0	0	29,925
1972	416	0	0	33,345
1971	412	0	0	36,299
1970	444	0	0	35,732
1969	456	0	0	30,206
1968	453	0	0	40,545
1967	377	0	0	43,864
1966	327	0	0	46,812
1965	313	2,536	41,711	44,247
1964	457	3,673	42,887	46,560
1961	501	3,673	50,520	54,193
1960	439	3,673	50,420	54,093
1959	492	3,392	51,458	54,850
1958	492	3,275	47,490	50,765
1957	435	2,574	48,890	51,464
1956	377	2,704	38,016	40,720
1955	436	595	26,881	27,476
1954	428	595	26,881	27,476
1953	450	3,500	45,910	49,410
1950	343	2,270	40,875	43,145

Finance



Finance

	Total Benevolences	Total Financials	Total Giving	Local Expenses	Method
1990	\$2,511,063	\$12,547,146		\$10,036,083	
1989	\$4,055,624	\$20,344,268		\$16,288,644	
1988	\$3,719,125	\$17,846,616		\$14,127,491	
1987	\$3,631,353	\$17,399,625		\$13,768,272	
1986	\$2,916,870	\$15,707,779		\$12,790,909	
1985	\$3,012,658	\$15,614,478		\$12,601,820	
1984	\$2,875,370	\$14,424,533		\$11,549,163	
1983	\$2,886,931	\$14,610,171		\$11,723,240	
1982	\$2,597,215	\$12,931,395		\$10,334,180	
1981	\$2,449,731	\$12,001,496		\$9,551,765	
1980	\$2,328,137	\$11,765,861		\$9,437,724	
1979	\$2,131,108	\$8,793,895		\$6,662,787	
1978	\$1,968,884	\$10,141,221		\$8,172,337	

	Total Benevolences	Total Financials	Total Giving	Local Expenses	Method
1977	\$1,895,984	\$8,839,974		\$6,943,990	
1976	\$1,691,190	\$8,440,235		\$6,749,045	
1975	\$1,551,036	\$7,979,494		\$6,428,458	
1973	\$1,327,439	\$6,365,287		\$5,037,848	
1972	\$1,297,088	\$5,812,551		\$4,515,463	
1971	\$1,208,062	\$5,096,126		\$3,888,064	
1970	\$1,167,183	\$5,140,985		\$3,973,802	
1969	\$1,289,026	\$4,798,535		\$3,509,509	
1968	\$1,256,192	\$4,820,985		\$3,564,793	
1950	\$0	\$1,395,018		\$0	