



THE YEARBOOK

of American & Canadian Churches

ASSOCIATION OF STATISTICIANS OF AMERICAN RELIGIOUS BODIES

THE YEARBOOK OF AMERICAN & CANADIAN CHURCHES

Copyright © 2020 Association of Statisticians of American Religious Bodies All rights reserved.

No part of this book may be reproduced in any manner whatsoever without written permission of the publisher except in brief quotations embodied in critical articles or reviews. For more information, contact the Association of of Statisticians of American Religious Bodies

ABOUT THE YEARBOOK

The Yearbook of American & Canadian Churches has served as the definitive handbook of North American denominations since 1916. Over our 100 year history, The Yearbook has remained an authoritative source for the most accurate and complete compilation of statistical data for North American religious bodies. Now an interactive online application, The Yearbook continues to catalog census information for *** denominational religious bodies. As of 2020, the Yearbook represents ***,*** faithful members, ***,*** clergy, ***,*** congregations, **,*** educational bodies, and more than \$***,***,***,***.** in total financial commitment.

Each listing contains a brief paragraph about the religious body, contact information for the group, and informative graphs detailing current and historical statistical data. Previously stewarded by the National Council of Churches, The Yearbook is overseen by the Association of Statisticians of American Religious Bodies (ASARB). in partnership with The National Council of Churches and Lake Institute on Faith and Giving. We invite you to join our effort by adding data for your religious group, becoming an ASARB member or making a contribution to our cause.

Visit us online at www.asarb.org.

OUR PARTNERS



GENERAL ASSOCIATION OF REGULAR BAPTIST CHURCHES



Headquarters

1300 N. Meacham Rd.
Schaumburg, IL 60173
United States
[\(847\)843-1600](tel:(847)843-1600)
garbc@garbc.org
<https://www.garbc.org>
[Christian Protestant TO BE
ALLOCATED](#)

Attesting Officer

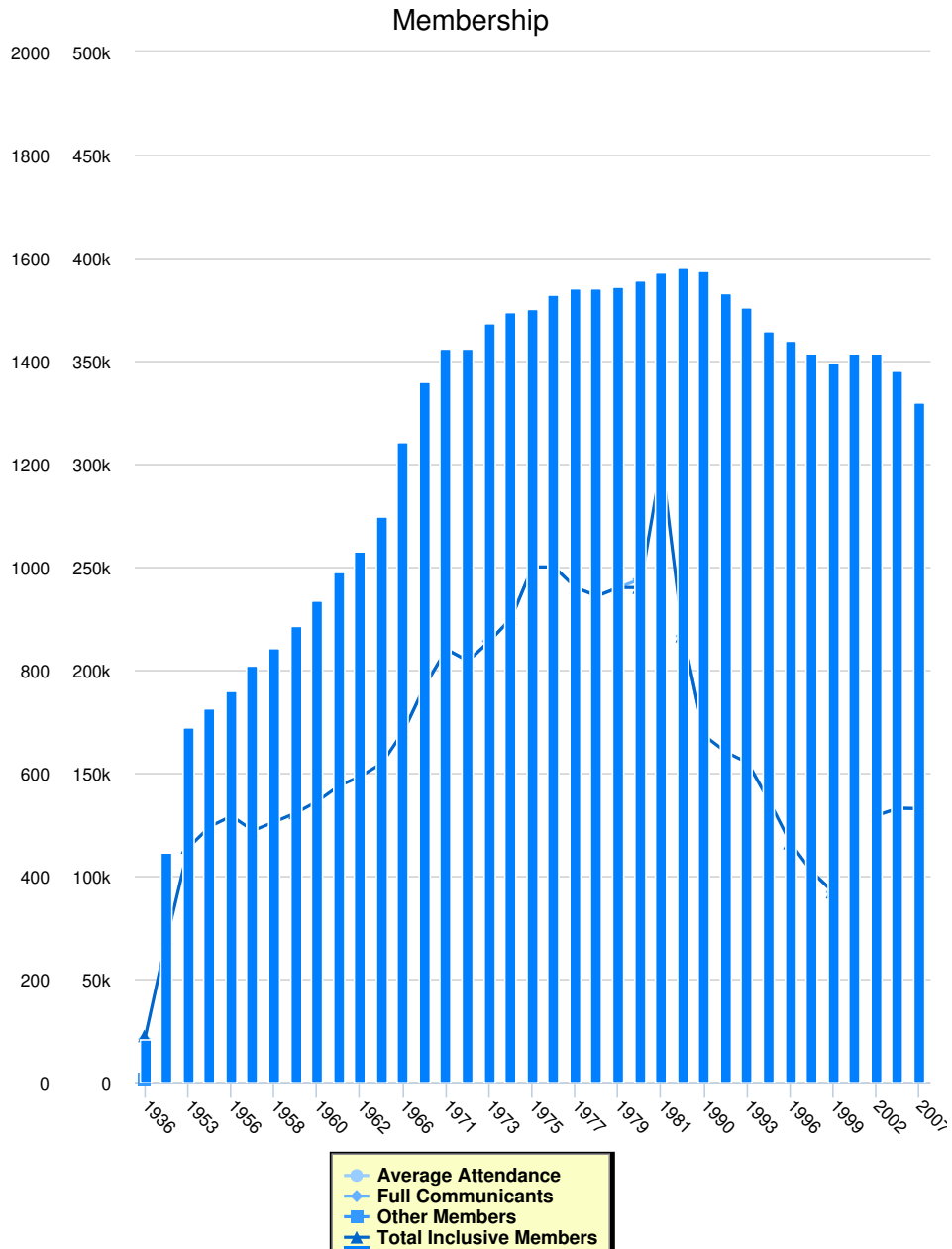
DARIA GREENING
Asst. to the Nat'l. Rep.
[\(847\)843-1600 ext. 852](tel:(847)843-1600 ext. 852)
dgreening@garbc.org

Media Contact

NATL. REP., DR. JOHN
GREENING

This association was founded in May, 1932, in Chicago by a group of churches which had withdrawn from the Northern Baptist Convention (now the American Baptist Churches in the U.S.A.) because of doctrinal differences. Its Confession of Faith, which it requires all churches to subscribe to, is essentially the old, historic New Hampshire Confession of Faith with a premillennial ending applied to the last article.

The churches of the General Association of Regular Baptist Churches voluntarily join together to accomplish four goals. (1) Champion Biblical truth committed to communicating the whole counsel of God in its timeless relevance. (2) Impact the world for Christ-- obeying the Lord's Great Commission to take the life-changing gospel to the entire world. (3) Perpetuate Its Baptist heritage-- faithfully promoting its Scriptural legacy and identity. (4) Advancing GARBC churches-- strengthening existing churches and planting new churches for the purposes of evangelism and edification.



Instructions for the Chart and Legend

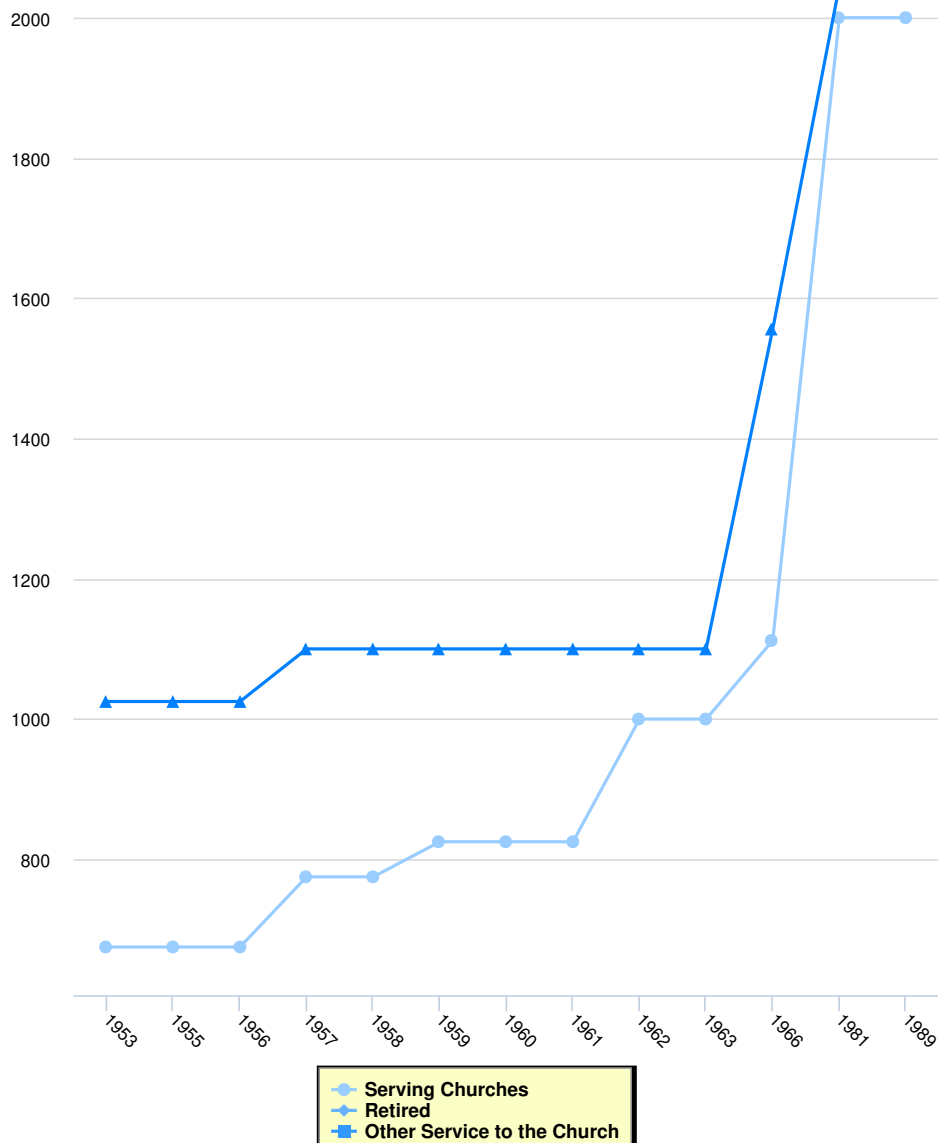
Simply click on the data set in the legend to make the values appear or disappear from the chart.

Membership

	Full Communicants	Average Attendance	Other Members	Total Inclusive Members	Total Churches	Membership Calculation Method
2007	132,700	0	0	132,700	1,321	
2005	132,900	0	0	132,900	1,383	
2002	129,407	0	0	129,407	1,415	
2001	0	0	0	0	1,416	
1999	92,129	0	0	92,129	1,398	
1998	101,854	0	0	101,854	1,415	
1996	0	0	0	115,950	1,440	
1994	136,380	0	0	136,380	1,458	
1993	154,943	0	0	154,943	1,505	
1992	0	0	0	160,123	1,532	

	Full Communicants	Average Attendance	Other Members	Total Inclusive Members	Total Churches	Membership Calculation Method
1990	168,068	0	0	168,068	1,574	
1989	216,468	0	0	216,468	1,582	
1981	0	0	0	300,839	1,571	
1980	244,000	0	0	240,000	1,557	
1979	240,000	0	0	240,000	1,544	
1978	235,918	0	0	235,918	1,542	
1977	240,000	0	0	240,000	1,542	
1976	250,000	0	0	250,000	1,528	
1975	250,000	0	0	250,000	1,503	
1974	225,000	0	0	225,000	1,495	
1973	214,000	0	0	214,000	1,473	
1972	204,357	0	0	204,357	1,426	
1971	210,000	0	0	210,000	1,426	
1969	192,495	0	0	192,495	1,361	
1966	170,299	0	0	170,299	1,244	
1963	0	0	0	154,767	1,100	
1962	0	0	0	148,416	1,031	
1961	0	0	0	143,782	992	
1960	0	0	0	136,292	934	
1959	0	0	0	130,612	887	
1958	0	0	0	126,268	843	
1957	0	0	0	122,038	809	
1956	0	0	0	129,100	759	
1955	0	0	0	124,039	726	
1953	0	0	0	113,878	690	
1947	0	0	0	70,000	445	
1936	20,803	0	1,542	22,345	84	

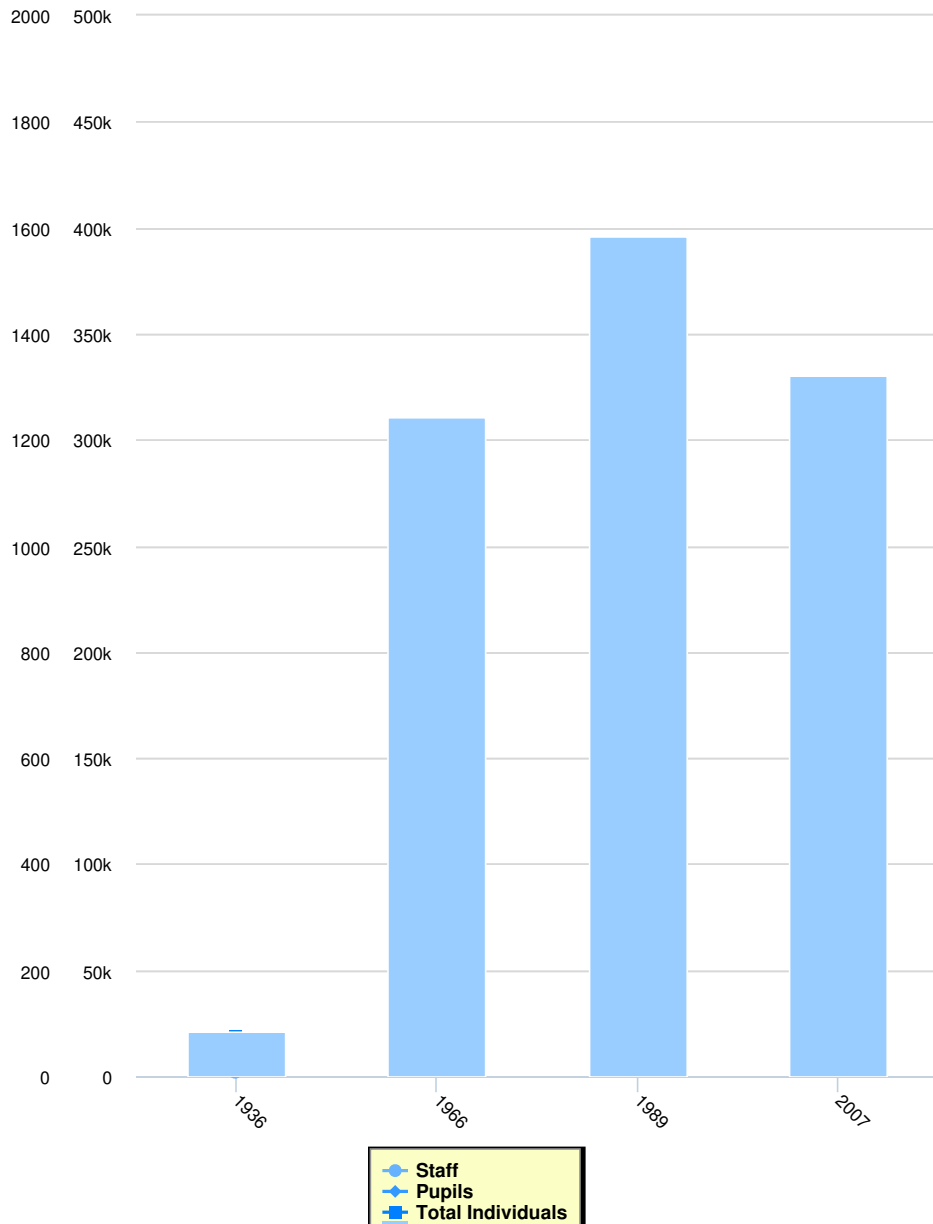
Clergy



Clergy

	Serving Churches	Retired	Other Service to the Church	Total Clergy
1989	2,000	0	0	2,050
1981	2,000	0	0	2,045
1966	1,112	0	0	1,556
1963	1,000	0	0	1,100
1962	1,000	0	0	1,100
1961	825	0	0	1,100
1960	825	0	0	1,100
1959	825	0	0	1,100
1958	775	0	0	1,100
1957	775	0	0	1,100
1956	675	0	0	1,025
1955	675	0	0	1,025
1953	675	0	0	1,025

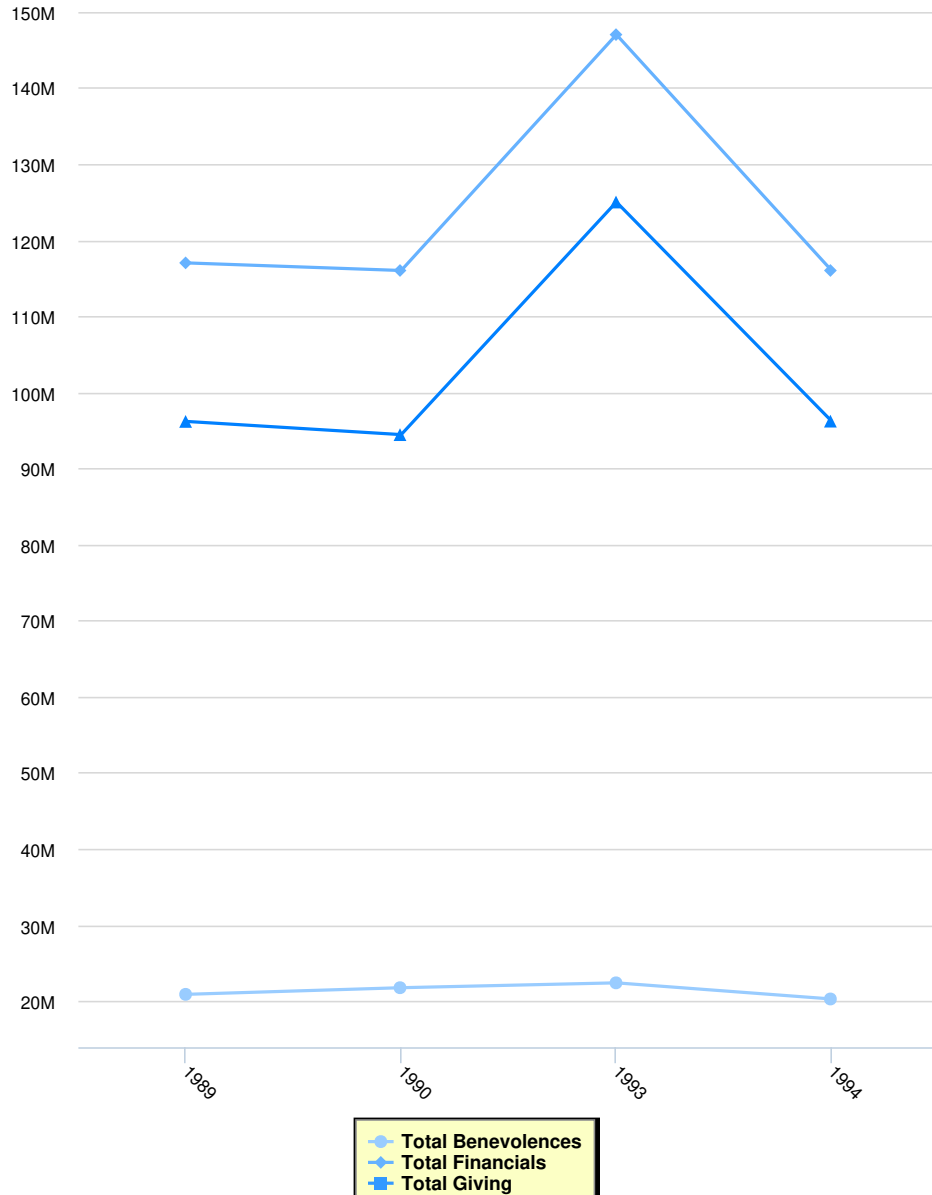
Education



Education

	Total Schools	Staff	Pupils	Total Individuals
2007	1,321	0	0	0
1989	1,585	0	0	310,000
1966	1,244	0	0	0
1936	83	1,880	17,021	18,901

Finance



Finance

	Total Benevolences	Total Financials	Total Giving	Local Expenses	Method
1994	\$20,259,680	\$116,000,000		\$96,204,044	
1993	\$22,379,964	\$147,000,000		\$125,000,000	
1990	\$21,740,881	\$116,000,000		\$94,430,756	
1989	\$20,868,991	\$117,000,000		\$96,168,048	