



THE YEARBOOK

of American & Canadian Churches

ASSOCIATION OF STATISTICIANS OF AMERICAN RELIGIOUS BODIES

THE YEARBOOK OF AMERICAN & CANADIAN CHURCHES

Copyright © 2020 Association of Statisticians of American Religious Bodies All rights reserved.

No part of this book may be reproduced in any manner whatsoever without written permission of the publisher except in brief quotations embodied in critical articles or reviews. For more information, contact the Association of of Statisticians of American Religious Bodies

ABOUT THE YEARBOOK

The Yearbook of American & Canadian Churches has served as the definitive handbook of North American denominations since 1916. Over our 100 year history, The Yearbook has remained an authoritative source for the most accurate and complete compilation of statistical data for North American religious bodies. Now an interactive online application, The Yearbook continues to catalog census information for *** denominational religious bodies. As of 2020, the Yearbook represents ***,*** faithful members, ***,*** clergy, ***,*** congregations, **,*** educational bodies, and more than \$***,***,***,***.** in total financial commitment.

Each listing contains a brief paragraph about the religious body, contact information for the group, and informative graphs detailing current and historical statistical data. Previously stewarded by the National Council of Churches, The Yearbook is overseen by the Association of Statisticians of American Religious Bodies (ASARB). in partnership with The National Council of Churches and Lake Institute on Faith and Giving. We invite you to join our effort by adding data for your religious group, becoming an ASARB member or making a contribution to our cause.

Visit us online at www.asarb.org.

OUR PARTNERS



INTERNATIONAL PENTECOSTAL HOLINESS CHURCH



Headquarters

P.O. Box 12609
Oklahoma City, OK 73157-
2609

United States

[\(405\)787-7110](tel:(405)787-7110)

RCarpenter@iphc.org

<https://www.iphc.org>

[Christian Protestant TO BE](#)

[ALLOCATED](#)

Attesting Officer

BISHOP RONALD W.

CARPENTER, SR.

General Superintendent

[\(405\)787-7110 x. 3302](tel:(405)787-7110x3302)

rcarpenter@iphc.org

Media Contact

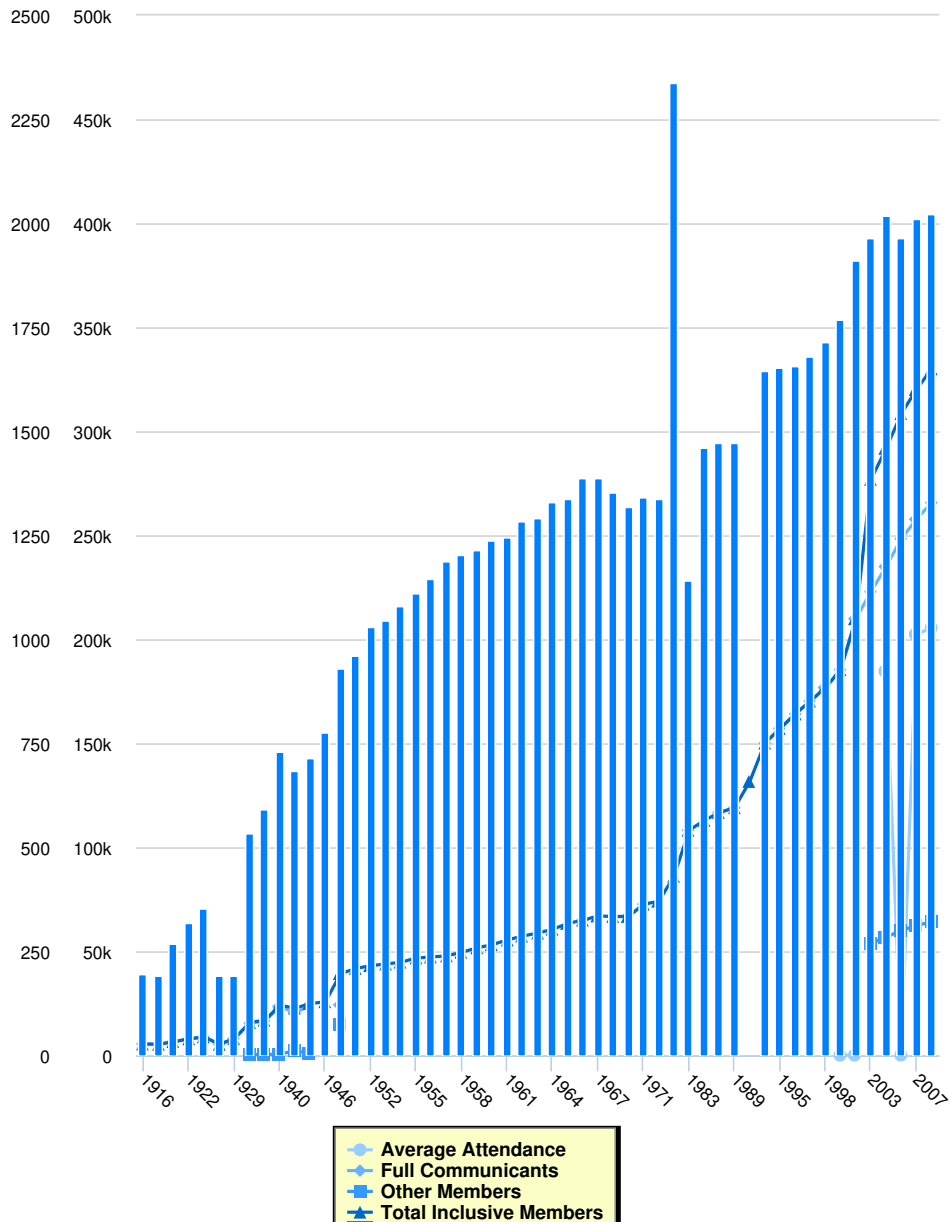
JOE IAGUINTA

This body grew out of the National Holiness Association movement of the nineteenth century, with roots in Methodism. Beginning in the South and Midwest, the church represents the merger of the Fire-Baptized Holiness Church founded by B. H. Irwin in Iowa in 1895; the Pentecostal Holiness Church founded by A. B. Crumpler in Goldsboro, North Carolina, in 1898; and the Tabernacle Pentecostal Church founded by N. J. Holmes in 1898.

All three bodies joined the ranks of the pentecostal movement as a result of the Azusa Street revival in Los Angeles in 1906 and a 1907 pentecostal revival in Dunn, N.C., conducted by G. B. Cashwell, who had visited Azusa Street. In 1911, the Fire-Baptized and Pentecostal Holiness bodies merged in Falcon, N.C., to form the present church; the Tabernacle Pentecostal Church was added in 1915 in Canon, Georgia.

The church stresses the new birth, the Wesleyan experience of sanctification, the pentecostal baptism in the Holy Spirit, evidenced by speaking in tongues, divine healing and the premillennial second coming of Christ.

Membership



Instructions for the Chart and Legend

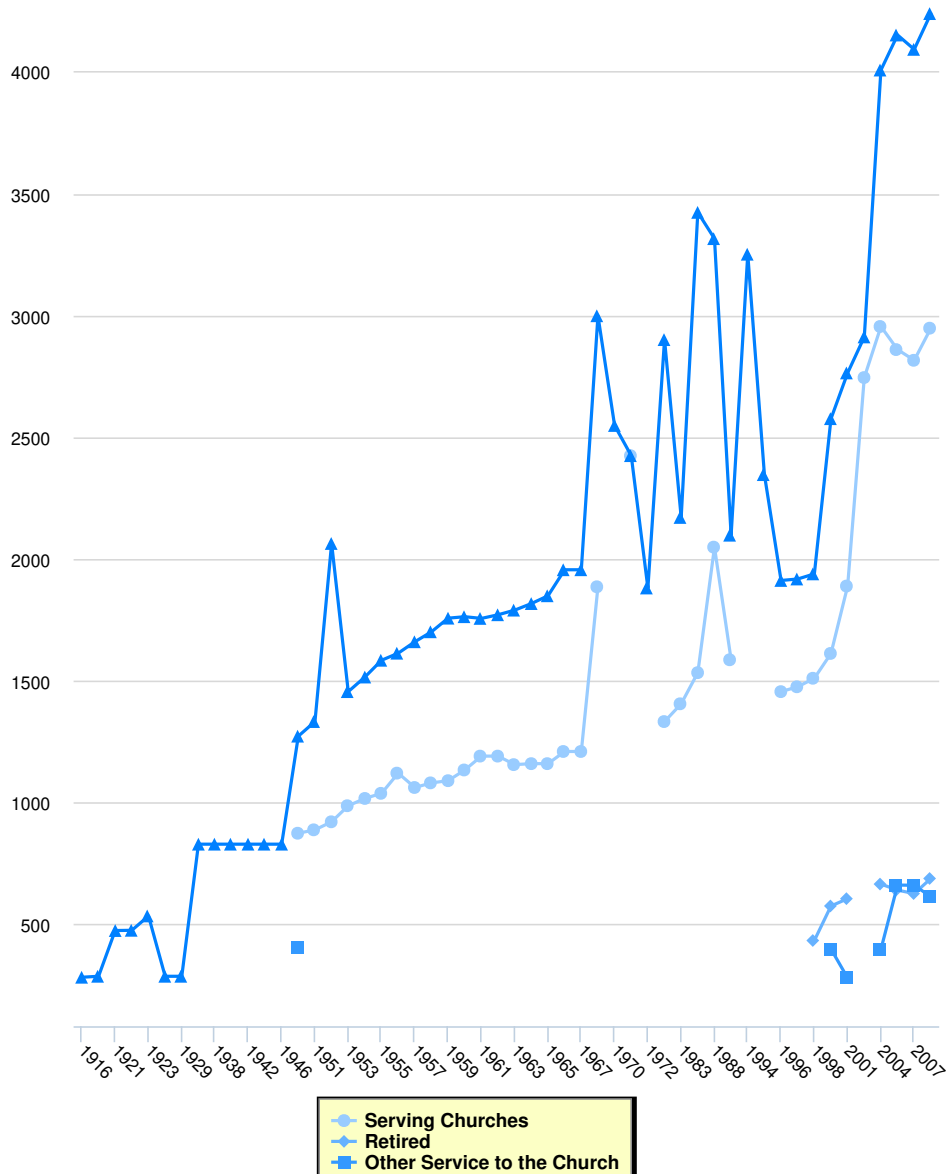
Simply click on the data set in the legend to make the values appear or disappear from the chart.

Membership

	Full Communicants	Average Attendance	Other Members	Total Inclusive Members	Total Churches	Membership Calculation Method
2008	265,744	205,592	64,310	330,054	2,024	
2007	257,758	202,427	62,377	320,135	2,010	
2006	248,398	98	60,112	308,510	1,965	
2004	234,997	184,716	56,869	291,846	2,020	
2003	222,960	0	53,956	276,916	1,964	
2001	209,922	110	0	209,922	1,911	
1999	185,431	78	0	185,431	1,771	
1998	176,846	0	0	176,846	1,716	
1997	170,382	0	0	170,382	1,681	
1996	164,132	0	0	164,132	1,658	

	Full Communicants	Average Attendance	Other Members	Total Inclusive Members	Total Churches	Membership Calculation Method
1995	157,163	0	0	157,163	1,653	
1994	150,133	0	0	150,133	1,645	
1990	0	0	0	131,674	0	
1989	119,073	0	0	119,073	1,475	
1988	116,764	0	0	116,764	1,472	
1984	0	0	0	113,000	1,461	
1983	108,229	0	0	108,229	1,143	
1977	0	0	0	86,103	2,340	
1972	0	0	0	74,108	1,340	
1971	72,696	0	0	72,696	1,341	
1970	66,778	0	0	66,778	1,318	
1969	66,790	0	0	66,790	1,355	
1967	0	0	0	67,027	1,388	
1966	65,040	0	0	65,040	1,388	
1965	0	0	0	63,453	1,338	
1964	0	0	0	60,665	1,331	
1963	0	0	0	58,802	1,293	
1962	0	0	0	57,366	1,283	
1961	0	0	0	55,502	1,248	
1960	0	0	0	53,250	1,239	
1959	0	0	0	51,688	1,214	
1958	0	0	0	49,594	1,203	
1957	0	0	0	47,847	1,189	
1956	0	0	0	47,323	1,147	
1955	0	0	0	46,827	1,112	
1954	0	0	0	44,826	1,082	
1953	0	0	0	43,943	1,045	
1952	0	0	0	43,150	1,030	
1951	0	0	0	41,808	961	
1950	24,280	0	15,013	39,293	932	
1946	0	0	0	25,780	778	
1944	24,100	0	810	24,910	714	
1942	20,453	0	2,272	22,725	684	
1940	23,474	0	626	24,100	730	
1938	16,490	0	423	16,913	594	
1936	15,440	0	396	15,836	536	
1929	8,096	0	0	8,096	192	
1925	5,353	0	0	5,353	192	
1923	8,884	0	0	8,884	352	
1922	7,940	0	0	7,940	320	
1921	6,605	0	0	6,605	268	
1917	5,353	0	0	5,353	192	
1916	5,473	0	0	5,473	195	

Clergy

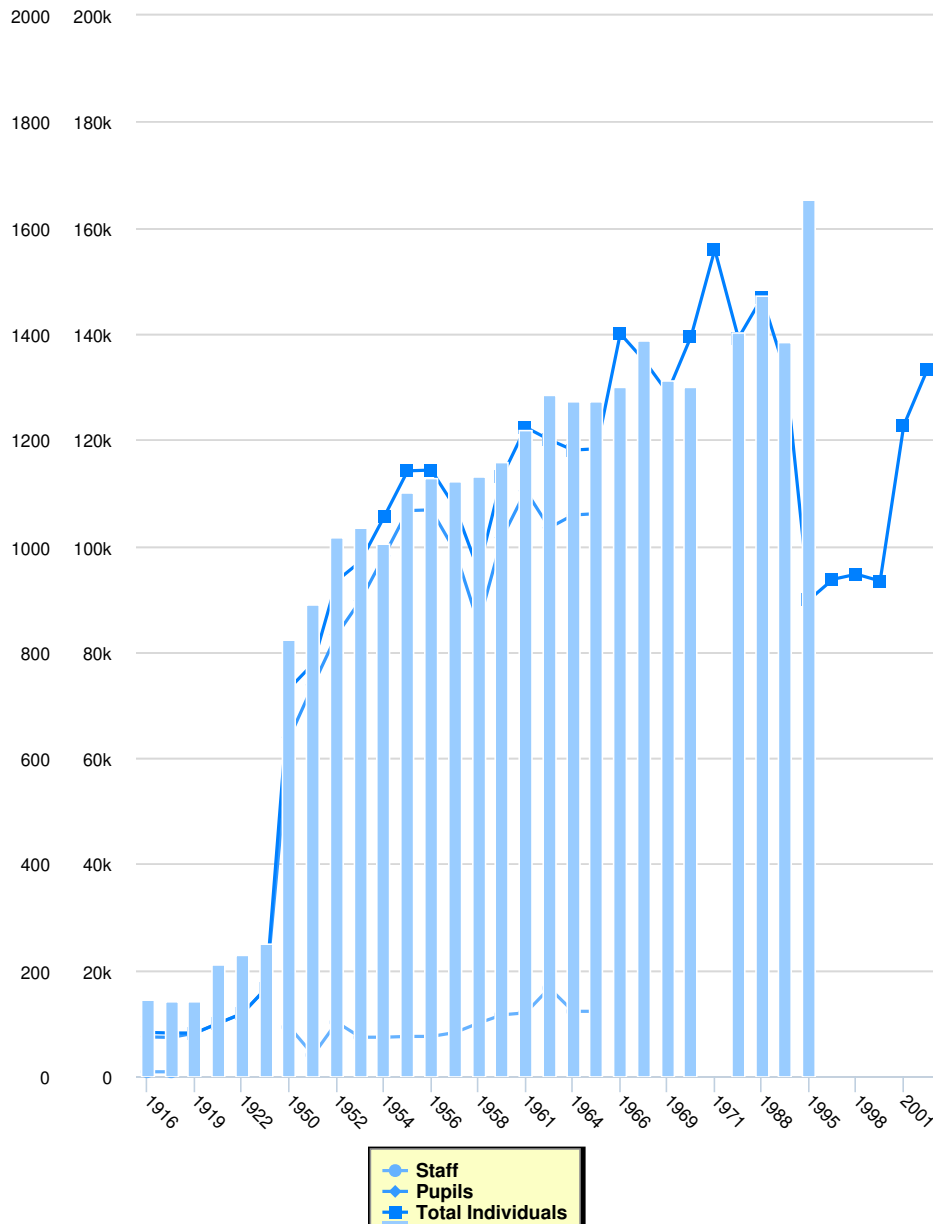


Clergy

	Serving Churches	Retired	Other Service to the Church	Total Clergy
2008	2,946	684	609	4,239
2007	2,814	622	656	4,092
2006	2,858	636	657	4,151
2004	2,953	661	393	4,007
2003	2,743	0	0	2,910
2001	1,886	601	275	2,762
1999	1,609	571	394	2,574
1998	1,507	429	0	1,936
1997	1,472	0	0	1,915
1996	1,452	0	0	1,909
1995	0	0	0	2,344
1994	0	0	0	3,250
1989	1,583	0	0	2,095
1988	2,046	0	0	3,314

	Serving Churches	Retired	Other Service to the Church	Total Clergy
1984	1,530	0	0	3,422
1983	1,402	0	0	2,168
1977	1,329	0	0	2,899
1972	0	0	0	1,878
1971	2,422	0	0	2,422
1970	0	0	0	2,546
1969	1,883	0	0	2,997
1967	1,206	0	0	1,953
1966	1,206	0	0	1,953
1965	1,156	0	0	1,846
1964	1,156	0	0	1,814
1963	1,152	0	0	1,787
1962	1,187	0	0	1,768
1961	1,187	0	0	1,753
1960	1,130	0	0	1,760
1959	1,086	0	0	1,754
1958	1,077	0	0	1,698
1957	1,058	0	0	1,657
1956	1,117	0	0	1,610
1955	1,034	0	0	1,581
1954	1,013	0	0	1,512
1953	983	0	0	1,452
1952	917	0	0	2,061
1951	884	0	0	1,329
1950	870	0	399	1,269
1946	0	0	0	825
1944	0	0	0	825
1942	0	0	0	825
1940	0	0	0	825
1938	0	0	0	825
1936	0	0	0	825
1929	0	0	0	282
1925	0	0	0	282
1923	0	0	0	530
1922	0	0	0	471
1921	0	0	0	470
1917	0	0	0	282
1916	0	0	0	278

Education

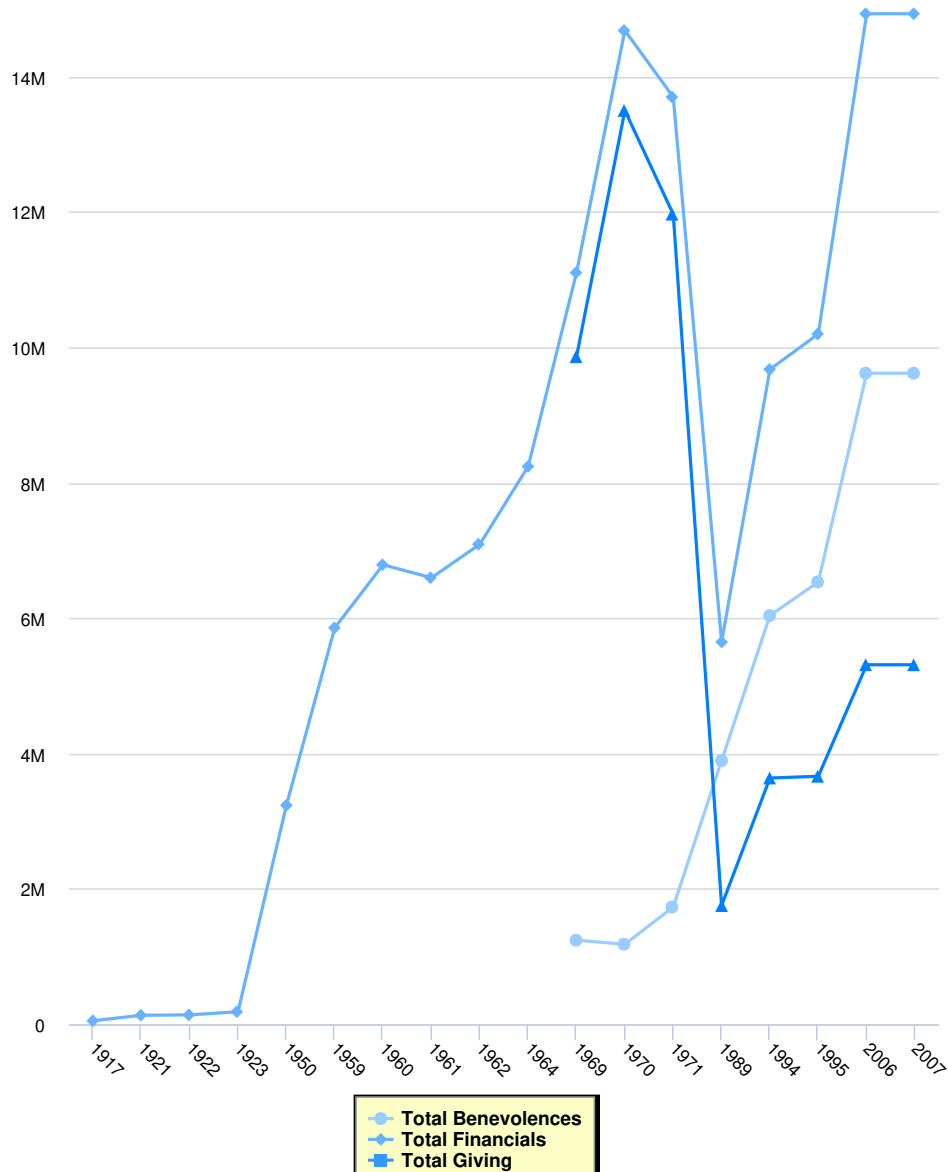


Education

	Total Schools	Staff	Pupils	Total Individuals
2003	0	0	0	133,239
2001	0	0	0	122,701
1999	0	0	0	93,360
1998	0	0	0	94,645
1997	0	0	0	93,685
1995	1,653	0	0	89,850
1989	1,385	0	0	132,727
1988	1,472	0	0	146,776
1983	1,403	0	0	139,172
1971	0	0	0	155,843
1970	1,300	0	0	139,508
1969	1,313	0	0	128,900
1967	1,388	0	0	135,000

	Total Schools	Staff	Pupils	Total Individuals
1966	1,300	0	0	140,001
1965	1,273	12,234	106,063	118,297
1964	1,273	12,234	105,809	118,043
1962	1,285	16,605	103,395	120,000
1961	1,220	11,955	110,379	122,334
1960	1,159	11,570	101,551	113,121
1958	1,130	10,004	85,330	95,334
1957	1,122	8,230	99,079	107,309
1956	1,128	7,500	106,776	114,276
1955	1,101	7,500	106,635	114,135
1954	1,006	7,350	98,092	105,442
1953	1,035	7,350	89,683	97,033
1952	1,017	10,170	83,240	93,410
1951	890	4,000	73,773	77,773
1950	825	9,250	63,911	73,161
1923	251	0	16,531	16,531
1922	228	0	11,821	11,821
1921	210	0	10,000	10,000
1919	143	0	8,143	8,143
1917	143	828	7,315	8,143
1916	145	841	7,409	8,250

Finance



Finance

	Total Benevolences	Total Financials	Total Giving	Local Expenses	Method
2007	\$9,618,177	\$14,928,490		\$5,310,313	
2006	\$9,618,177	\$14,928,490		\$5,310,313	
1995	\$6,534,372	\$10,197,053		\$3,662,681	
1994	\$6,037,676	\$9,674,811		\$3,637,135	
1989	\$3,894,546	\$5,646,937		\$1,752,391	
1971	\$1,731,736	\$13,698,767		\$11,967,031	
1970	\$1,181,388	\$14,680,957		\$13,499,569	
1969	\$1,241,206	\$11,103,124		\$9,861,918	
1964	\$0	\$8,240,426		\$0	
1962	\$0	\$7,090,772		\$0	
1961	\$0	\$6,596,119		\$0	
1960	\$0	\$6,787,778		\$0	
1959	\$0	\$5,856,501		\$0	

	Total Benevolences	Total Financials	Total Giving	Local Expenses	Method
1950	\$0	\$3,234,817		\$0	
1923	\$0	\$184,274		\$0	
1922	\$0	\$137,746		\$0	
1921	\$0	\$132,058		\$0	
1917	\$0	\$50,600		\$0	