



# **THE YEARBOOK**

of American & Canadian Churches

ASSOCIATION OF STATISTICIANS OF AMERICAN RELIGIOUS BODIES

# THE YEARBOOK OF AMERICAN & CANADIAN CHURCHES

Copyright © 2021 Association of Statisticians of American Religious Bodies All rights reserved.

No part of this book may be reproduced in any manner whatsoever without written permission of the publisher except in brief quotations embodied in critical articles or reviews. For more information, contact the Association of of Statisticians of American Religious Bodies

## ABOUT THE YEARBOOK

The Yearbook of American & Canadian Churches has served as the definitive handbook of North American denominations since 1916. Over our 100 year history, The Yearbook has remained an authoritative source for the most accurate and complete compilation of statistical data for North American religious bodies. Now an interactive online application, The Yearbook continues to catalog census information for \*\*\* denominational religious bodies. As of 2020, the Yearbook represents \*\*\*,\*\*\* faithful members, \*\*\*,\*\*\* clergy, \*\*\*,\*\*\* congregations, \*\*,\*\*\* educational bodies, and more than \$\*\*\*,\*\*\*,\*\*\*,\*\*\*.\*\* in total financial commitment.

Each listing contains a brief paragraph about the religious body, contact information for the group, and informative graphs detailing current and historical statistical data. Previously stewarded by the National Council of Churches, The Yearbook is overseen by the Association of Statisticians of American Religious Bodies (ASARB). in partnership with The National Council of Churches and Lake Institute on Faith and Giving. We invite you to join our effort by adding data for your religious group, becoming an ASARB member or making a contribution to our cause.

Visit us online at [www.asarb.org](http://www.asarb.org).

## OUR PARTNERS



## NATIONAL ASSOCIATION OF CONGREGATIONAL CHRISTIAN CHURCHES



### Headquarters

P.O. Box 288  
Oak Creek, WI 53134  
United States  
[\(414\)764-1620](tel:(414)764-1620)  
[naccc@naccc.org](mailto:naccc@naccc.org)  
<https://www.naccc.org>  
[Christian Protestant TO BE  
ALLOCATED](#)

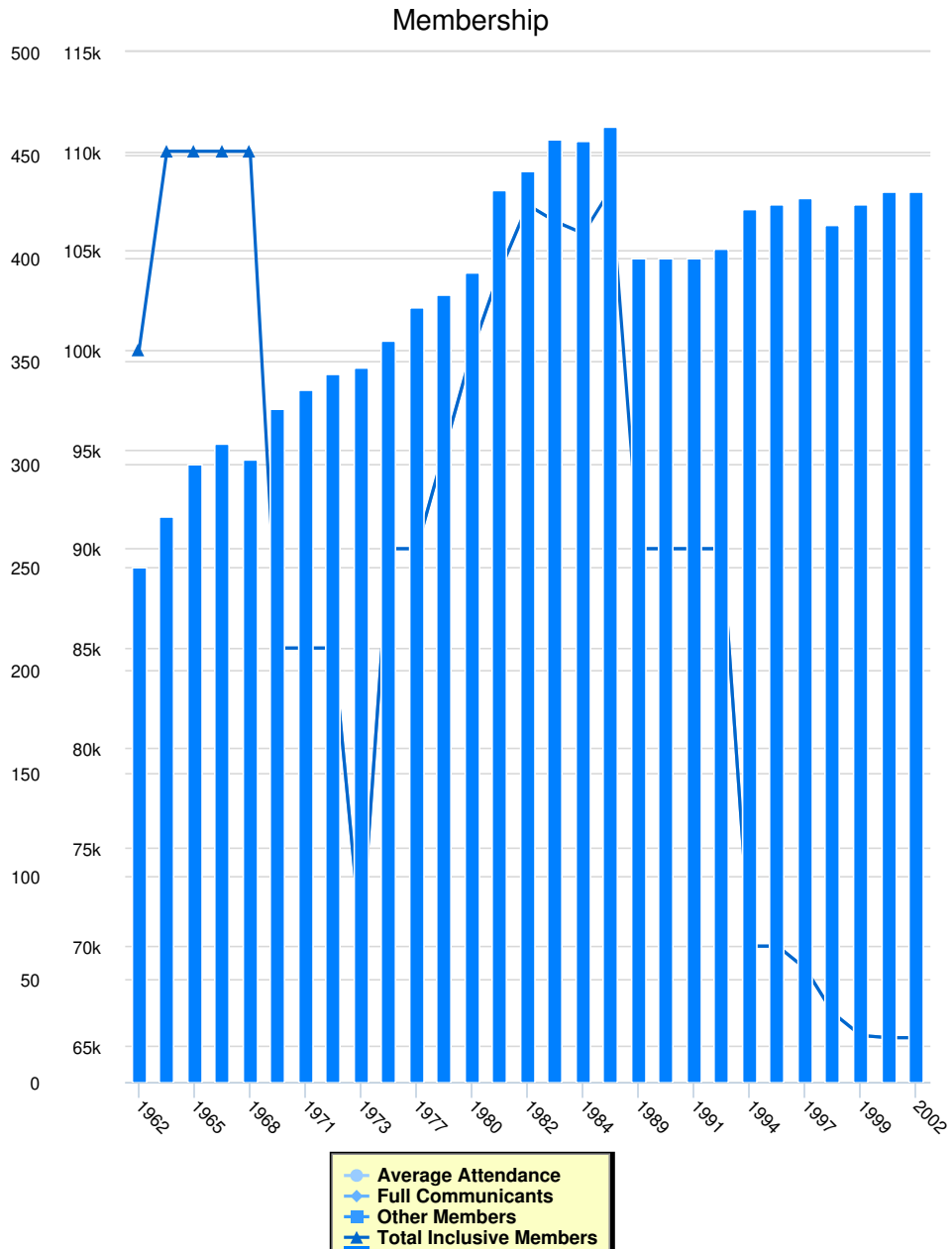
### Attesting Officer

REV. DR. THOMAS M.  
RICHARD  
Exec. Secretary  
[\(414\)764-1620](tel:(414)764-1620)  
[trichard@naccc.org](mailto:trichard@naccc.org)

### Media Contact

ASSOC. EXEC. SEC., REV.  
DR. DONALD P. OLSEN

This association was organized in 1955 in Detroit, Michigan, by delegates from Congregational Christian Churches committed to continuing the Congregational way of faith and order in church life. Participation by member churches is voluntary.



**Instructions for the Chart and Legend**

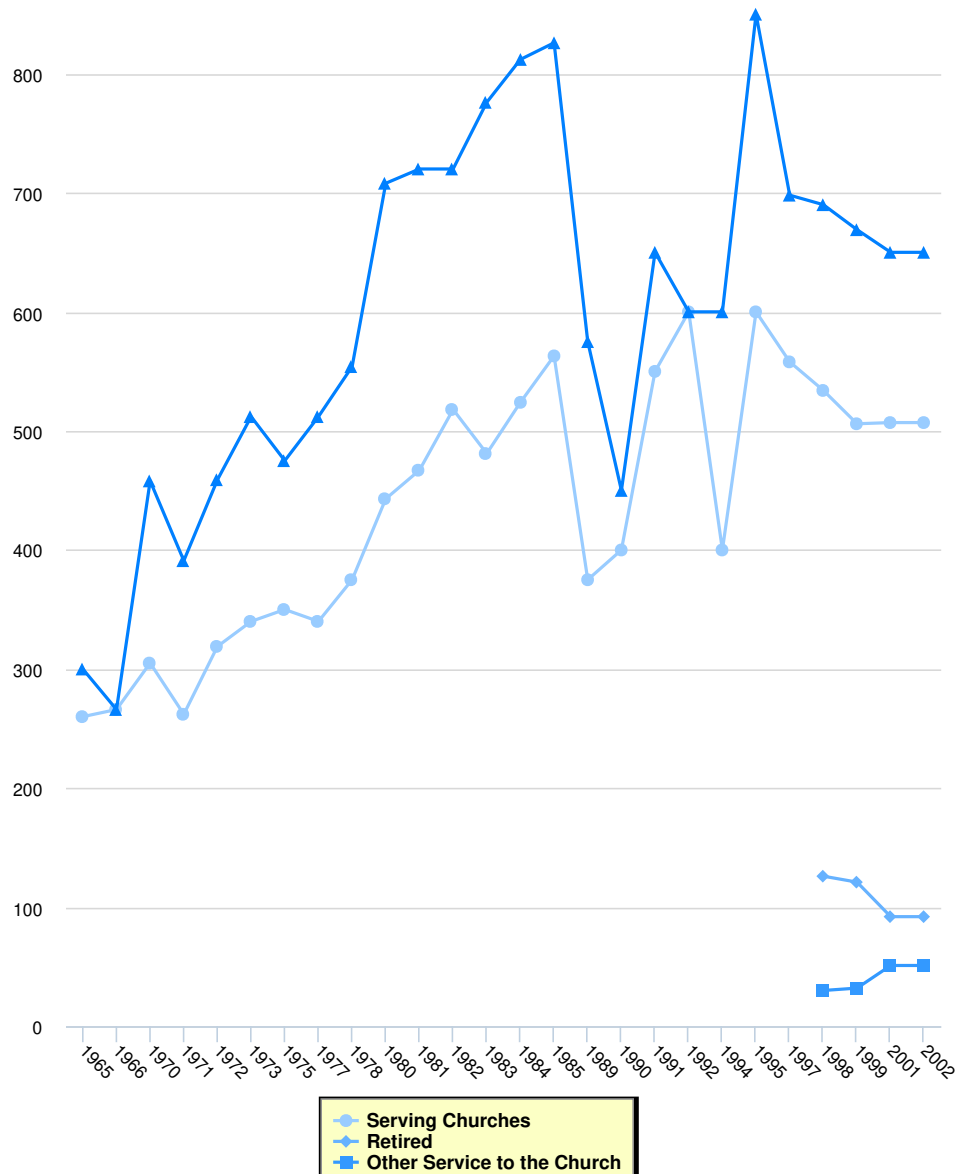
Simply click on the data set in the legend to make the values appear or disappear from the chart.

**Membership**

	Full Communicants	Average Attendance	Other Members	Total Inclusive Members	Total Churches	Membership Calculation Method
2002	65,392	0	0	65,392	432	
2001	65,392	0	0	65,392	432	
1999	65,502	0	0	65,502	426	
1998	66,626	0	0	66,626	416	
1997	68,865	0	0	68,865	429	
1995	70,000	0	0	70,000	426	
1994	70,000	0	0	70,000	424	
1992	90,000	0	0	90,000	405	
1991	90,000	0	0	90,000	400	
1990	90,000	0	0	90,000	400	

	<b>Full Communicants</b>	<b>Average Attendance</b>	<b>Other Members</b>	<b>Total Inclusive Members</b>	<b>Total Churches</b>	<b>Membership Calculation Method</b>
1989	90,000	0	0	90,000	400	
1985	0	0	0	108,115	464	
1984	105,865	0	0	105,865	457	
1983	106,460	0	0	106,460	458	
1982	107,300	0	0	107,300	442	
1981	104,000	0	0	104,000	433	
1980	100,000	0	0	100,000	393	
1978	95,000	0	0	95,000	382	
1977	90,000	0	0	90,000	376	
1975	90,000	0	0	90,000	360	
1973	70,255	0	0	70,255	347	
1972	85,000	0	0	85,000	344	
1971	85,000	0	0	85,000	336	
1970	85,000	0	0	85,000	327	
1968	0	0	0	110,000	302	
1966	0	0	0	110,000	310	
1965	0	0	0	110,000	300	
1964	0	0	0	110,000	275	
1962	0	0	0	100,000	250	

### Clergy

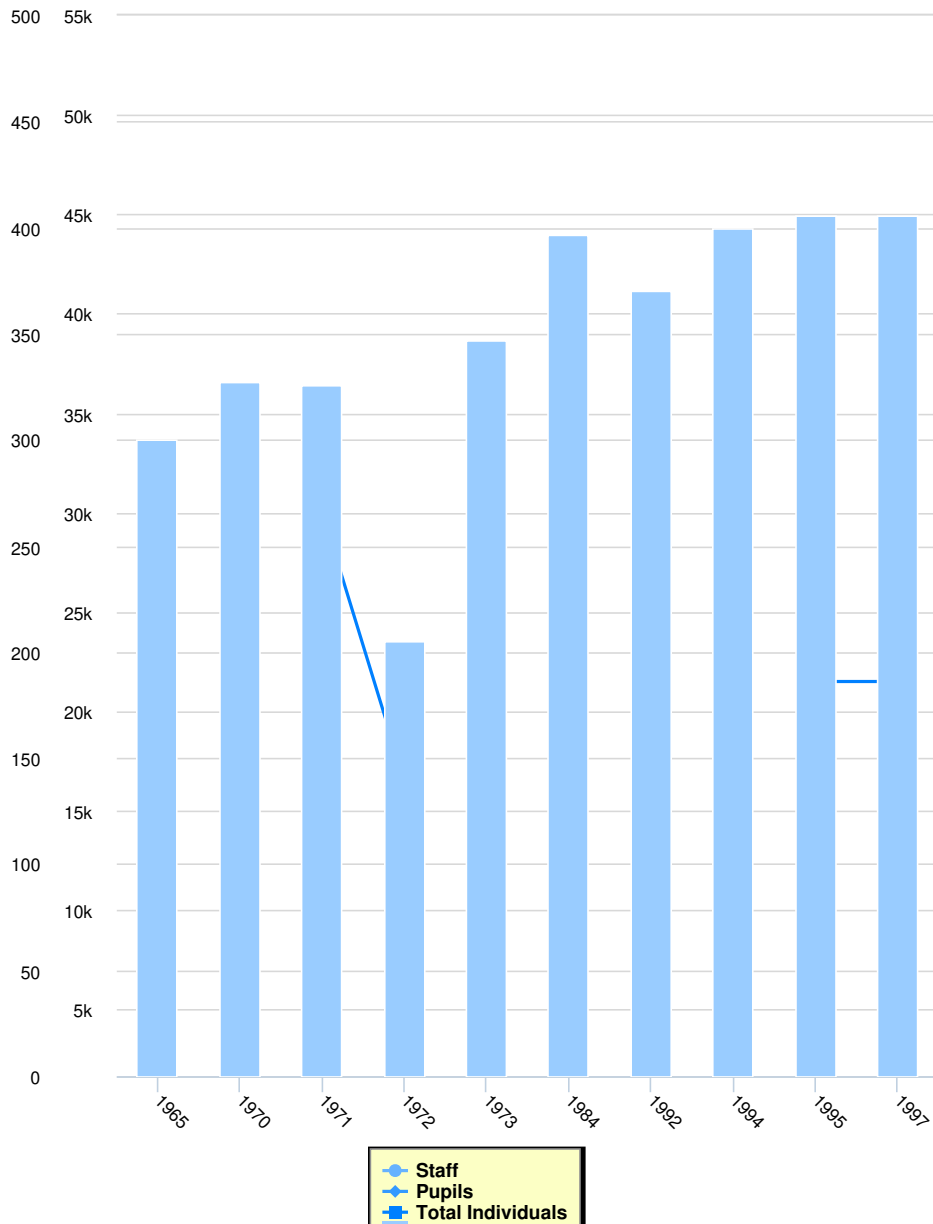


### Clergy

	Serving Churches	Retired	Other Service to the Church	Total Clergy
2002	507	92	51	650
2001	507	92	51	650
1999	506	121	32	669
1998	534	126	30	690
1997	558	0	0	698
1995	600	0	0	850
1994	400	0	0	600
1992	600	0	0	600
1991	550	0	0	650
1990	400	0	0	450
1989	375	0	0	575
1985	563	0	0	826
1984	524	0	0	812
1983	481	0	0	776

	<b>Serving Churches</b>	<b>Retired</b>	<b>Other Service to the Church</b>	<b>Total Clergy</b>
1982	518	0	0	720
1981	467	0	0	720
1980	443	0	0	708
1978	375	0	0	554
1977	340	0	0	512
1975	350	0	0	475
1973	340	0	0	512
1972	319	0	0	459
1971	262	0	0	391
1970	305	0	0	458
1966	266	0	0	266
1965	260	0	0	300

## Education

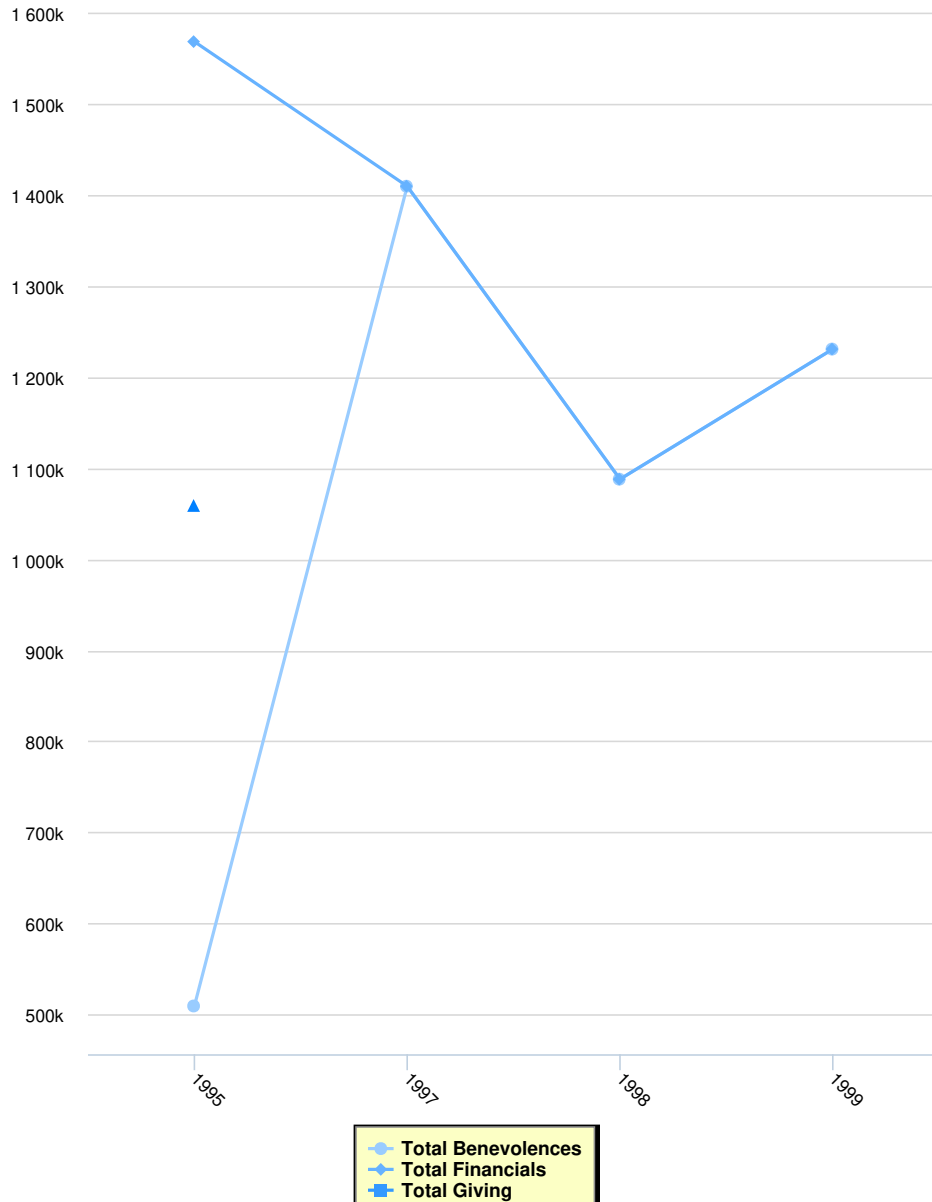


## Education

	<b>Total Schools</b>	<b>Staff</b>	<b>Pupils</b>	<b>Total Individuals</b>
1997	406	0	0	21,500
1995	406	0	0	21,500
1994	400	0	0	0
1992	370	0	0	0
1984	397	0	0	14,292
1973	347	0	0	0
1972	205	0	0	16,500
1971	326	0	0	30,000
1970	327	0	0	0
1965	300	3,000	15,000	18,000



## Finance



## Finance

	<b>Total Benevolences</b>	<b>Total Financials</b>	<b>Total Giving</b>	<b>Local Expenses</b>	<b>Method</b>
1999	\$1,230,757	\$1,230,757		\$0	
1998	\$1,087,908	\$1,087,908		\$0	
1997	\$1,409,610	\$1,409,610		\$0	
1995	\$509,380	\$1,568,409		\$1,059,029	