



THE YEARBOOK

of American & Canadian Churches

ASSOCIATION OF STATISTICIANS OF AMERICAN RELIGIOUS BODIES

THE YEARBOOK OF AMERICAN & CANADIAN CHURCHES

Copyright © 2021 Association of Statisticians of American Religious Bodies All rights reserved.

No part of this book may be reproduced in any manner whatsoever without written permission of the publisher except in brief quotations embodied in critical articles or reviews. For more information, contact the Association of of Statisticians of American Religious Bodies

ABOUT THE YEARBOOK

The Yearbook of American & Canadian Churches has served as the definitive handbook of North American denominations since 1916. Over our 100 year history, The Yearbook has remained an authoritative source for the most accurate and complete compilation of statistical data for North American religious bodies. Now an interactive online application, The Yearbook continues to catalog census information for *** denominational religious bodies. As of 2020, the Yearbook represents ***,*** faithful members, ***,*** clergy, ***,*** congregations, **,*** educational bodies, and more than \$***,***,***,***.** in total financial commitment.

Each listing contains a brief paragraph about the religious body, contact information for the group, and informative graphs detailing current and historical statistical data. Previously stewarded by the National Council of Churches, The Yearbook is overseen by the Association of Statisticians of American Religious Bodies (ASARB). in partnership with The National Council of Churches and Lake Institute on Faith and Giving. We invite you to join our effort by adding data for your religious group, becoming an ASARB member or making a contribution to our cause.

Visit us online at www.asarb.org.

OUR PARTNERS



CHURCH OF THE NAZARENE



Headquarters

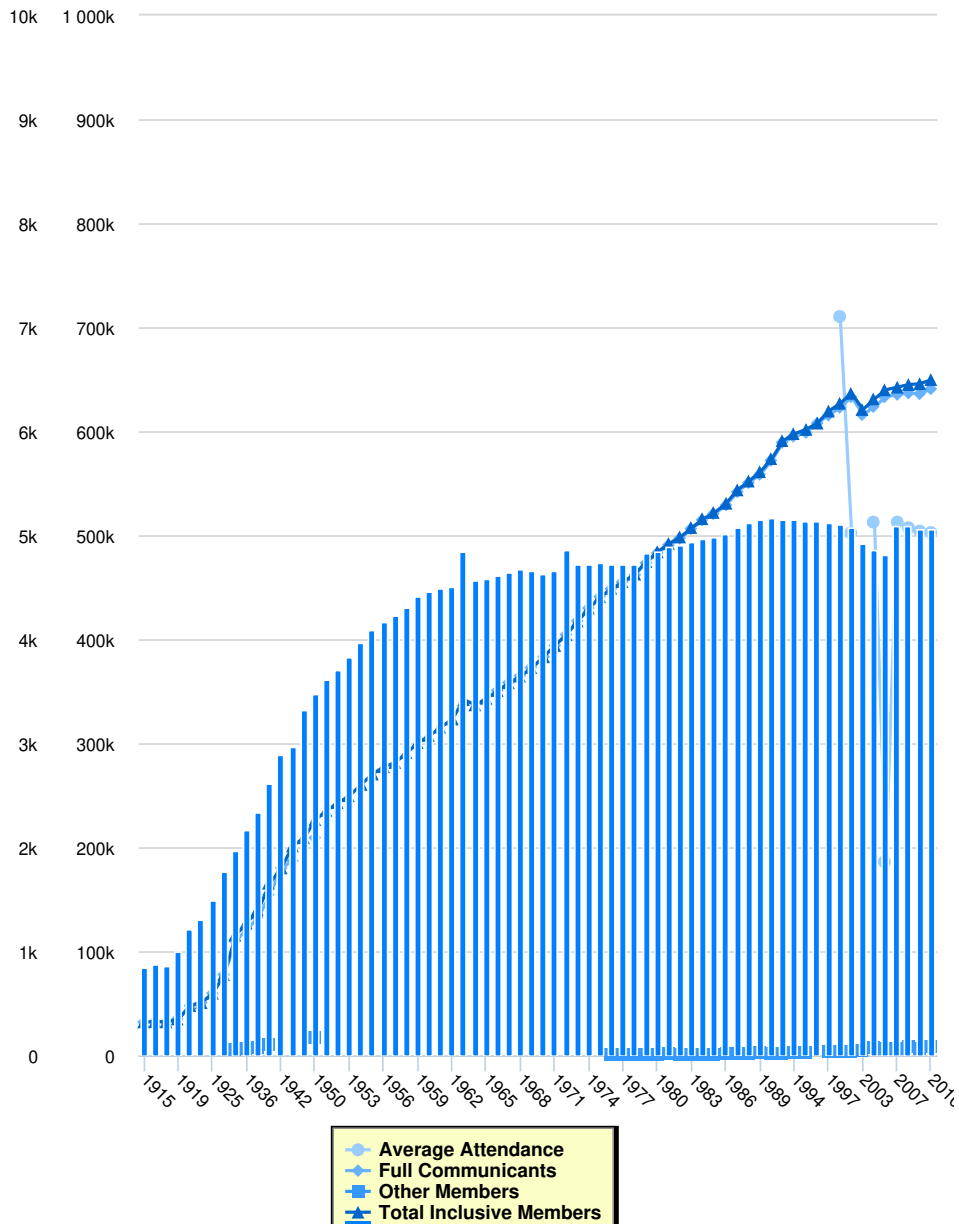
17001 Prairie Star Pkwy
Lenexa, KS 66220
United States
[\(913\)577-0600](tel:(913)577-0600)
dwilson@nazarene.org
<https://www.nazaren...>
Evangelical Protestant

Attesting Officer

GEN. SEC, DR. DAVID P.
WILSON
dwilson@nazarene.org

The Church of the Nazarene resulted from the merger of three independent holiness groups. The Association of Pentecostal Churches in America, located principally in New York and New England, joined at Chicago in 1907 with a largely West Coast body called the Church of the Nazarene and formed the Pentecostal Church of the Nazarene. A southern group, the Holiness Church of Christ, united with the Pentecostal Church of the Nazarene at Pilot Point, Texas, in 1908. In 1919 the word "Pentecostal" was dropped from the name. Principal leaders in the organization were Phineas Bresee, William Howard Hoople, H. F. Reynolds and C. B. Jernigan. Dr. H. F. Reynolds organized the first Canadian congregation in 1902 at Oxford, Nova Scotia. The Church of the Nazarene emphasizes entire sanctification or Christian Holiness. It stresses the importance of a devout and holy life and a positive witness through Christ-like character shaped by the Holy Spirit. Nazarenes express their faith through evangelism, compassionate ministries, and education. The church is connectional. Its polity combines episcopal, presbyterian, and congregational elements. Churches call pastors. Districts conduct annual assemblies and elect leaders. The quadrennial General Assembly, a delegated body, is international in scope and establishes doctrine and order, elects the general superintendents (currently six), and elects members to various church boards and agencies. Internationally the church has 13 liberal arts colleges and universities, five graduate seminaries, 34 Bible colleges, three schools of nursing, an education college, and a junior college. The church maintains 702 missionaries and has work in 156 world areas. World services include medical, educational and religious ministries. Books, periodicals and other Christian literature are published at the Nazarene Publishing House. The church is a member of the Christian Holiness Partnership, National Association of Evangelicals, the World Methodist Council, and the European Methodist Council.

Membership



Instructions for the Chart and Legend

Simply click on the data set in the legend to make the values appear or disappear from the chart.

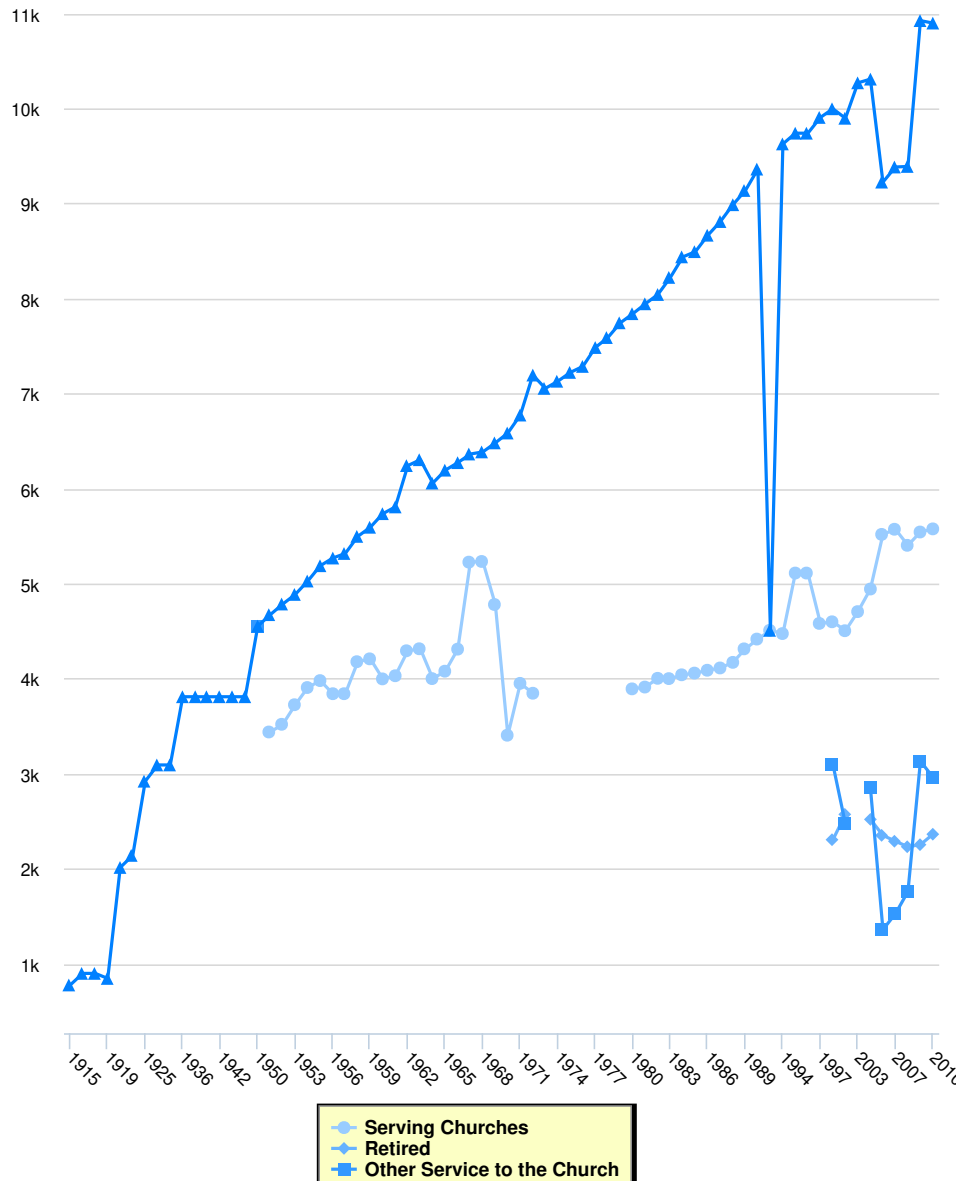
Membership

	Full Communicants	Average Attendance	Other Members	Total Inclusive Members	Total Churches	Membership Calculation Method
2010	640,966	502,798	8,870	649,836	5,058	
2009	636,182	504,176	6,664	645,846	5,063	
2008	636,923	507,343	8,125	645,048	5,090	
2007	635,526	512,859	6,997	642,523	5,096	
2006	633,154	186,177	6,873	640,027	4,814	
2004	623,774	512,801	7,479	631,253	4,868	
2003	616,069	0	4,979	621,048	4,922	
2000	633,264	502,353	3,300	636,564	5,070	
1998	623,028	710,498	4,026	627,054	5,101	
1997	615,632	0	3,944	619,576	5,118	

	Full Communicants	Average Attendance	Other Members	Total Inclusive Members	Total Churches	Membership Calculation Method
1996	608,008	0	0	608,008	5,135	
1995	598,946	0	2,954	601,900	5,135	
1994	595,303	0	2,538	597,841	5,156	
1993	589,398	0	1,736	591,134	5,161	
1991	572,152	0	1,682	573,834	5,172	
1989	558,664	0	2,589	561,253	5,158	
1988	550,711	0	1,553	552,264	5,129	
1987	541,878	0	1,884	543,762	5,080	
1986	529,192	0	1,720	530,912	5,018	
1985	520,741	0	1,341	522,082	4,989	
1984	514,937	0	1,083	516,020	4,973	
1983	506,439	0	1,135	507,574	4,931	
1982	497,261	0	1,230	498,491	4,902	
1981	490,852	0	1,351	492,203	4,888	
1980	483,101	0	1,175	484,276	4,853	
1979	473,726	0	1,094	474,820	4,831	
1978	462,124	0	600	462,724	4,719	
1977	455,100	0	548	455,648	4,730	
1976	448,658	0	547	449,205	4,727	
1975	441,093	0	0	441,093	4,733	
1974	430,128	0	0	430,128	4,727	
1973	417,732	0	0	417,732	4,717	
1972	404,732	0	0	404,732	4,861	
1971	394,197	0	0	394,197	4,654	
1970	383,284	0	0	383,284	4,636	
1969	372,943	0	0	372,943	4,662	
1968	364,789	0	0	364,789	4,674	
1967	358,346	0	0	358,346	4,652	
1966	350,882	0	0	350,882	4,623	
1965	0	0	0	343,380	4,580	
1964	0	0	0	337,033	4,569	
1963	0	0	0	342,032	4,849	
1962	0	0	0	323,491	4,509	
1961	0	0	0	315,647	4,486	
1960	0	0	0	307,629	4,458	
1959	0	0	0	300,771	4,418	
1958	0	0	0	291,036	4,309	
1957	0	0	0	281,646	4,225	
1956	0	0	0	277,618	4,169	
1955	0	0	0	270,576	4,090	
1954	0	0	0	260,551	3,970	
1953	0	0	0	249,749	3,826	
1952	0	0	0	243,152	3,710	
1951	0	0	0	235,670	3,616	
1950	209,277	0	17,407	226,684	3,480	
1947	0	0	0	209,277	3,316	
1944	187,082	0	0	201,487	2,965	
1942	180,243	0	0	180,243	2,898	
1940	154,607	0	10,925	165,532	2,612	
1938	132,996	0	7,295	140,291	2,341	

	Full Communicants	Average Attendance	Other Members	Total Inclusive Members	Total Churches	Membership Calculation Method
1936	121,471	0	6,178	127,649	2,170	
1933	109,984	0	5,719	115,703	1,974	
1929	77,662	0	0	77,662	1,774	
1925	59,767	0	0	59,767	1,486	
1923	50,721	0	0	50,721	1,304	
1922	47,942	0	0	47,942	1,210	
1919	35,041	0	0	35,041	999	
1917	32,259	0	0	32,259	867	
1916	32,475	0	0	32,475	879	
1915	32,139	0	0	32,139	842	

Clergy



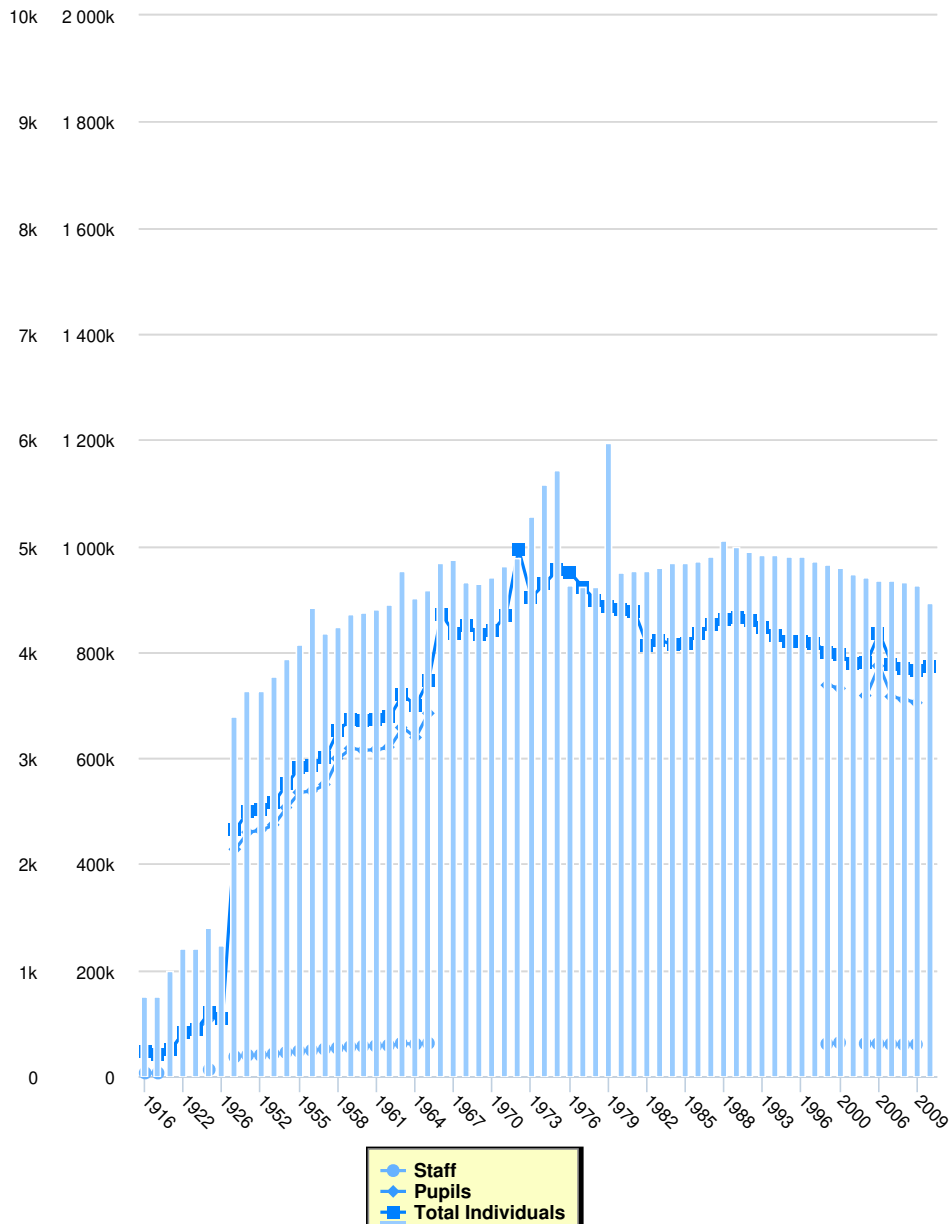
Clergy

	Serving Churches	Retired	Other Service to the Church	Total Clergy
2010	5,576	2,362	2,962	10,900
2009	5,543	2,252	3,131	10,926
2008	5,403	2,230	1,758	9,391
2007	5,572	2,288	1,525	9,385
2006	5,518	2,350	1,358	9,226
2004	4,943	2,518	2,849	10,310
2003	4,705	0	0	10,271
2000	4,504	2,571	2,470	9,898
1998	4,598	2,304	3,096	9,998
1997	4,581	0	0	9,907
1996	5,111	0	0	9,741
1995	5,111	0	0	9,741
1994	4,474	0	0	9,628
1993	4,508	0	0	4,508

	Serving Churches	Retired	Other Service to the Church	Total Clergy
1991	4,416	0	0	9,363
1989	4,313	0	0	9,138
1988	4,171	0	0	8,988
1987	4,112	0	0	8,811
1986	4,088	0	0	8,667
1985	4,058	0	0	8,494
1984	4,040	0	0	8,439
1983	4,000	0	0	8,223
1982	4,003	0	0	8,043
1981	3,911	0	0	7,945
1980	3,892	0	0	7,841
1979	0	0	0	7,745
1978	0	0	0	7,590
1977	0	0	0	7,485
1976	0	0	0	7,286
1975	0	0	0	7,223
1974	0	0	0	7,130
1973	0	0	0	7,055
1972	3,846	0	0	7,195
1971	3,950	0	0	6,774
1970	3,404	0	0	6,585
1969	4,780	0	0	6,481
1968	5,233	0	0	6,386
1967	5,226	0	0	6,364
1966	4,310	0	0	6,273
1965	4,078	0	0	6,194
1964	4,000	0	0	6,058
1963	4,314	0	0	6,304
1962	4,293	0	0	6,242
1961	4,030	0	0	5,807
1960	3,997	0	0	5,736
1959	4,208	0	0	5,593
1958	4,178	0	0	5,497
1957	3,841	0	0	5,317
1956	3,841	0	0	5,269
1955	3,979	0	0	5,188
1954	3,906	0	0	5,027
1953	3,725	0	0	4,886
1952	3,519	0	0	4,785
1951	3,438	0	0	4,673
1950	0	0	4,552	4,552
1947	0	0	0	3,809
1944	0	0	0	3,809
1942	0	0	0	3,809
1940	0	0	0	3,809
1938	0	0	0	3,809
1936	0	0	0	3,809
1933	0	0	0	3,091
1929	0	0	0	3,091
1925	0	0	0	2,920
1923	0	0	0	2,139

	Serving Churches	Retired	Other Service to the Church	Total Clergy
1922	0	0	0	2,012
1919	0	0	0	844
1917	0	0	0	897
1916	0	0	0	897
1915	0	0	0	775

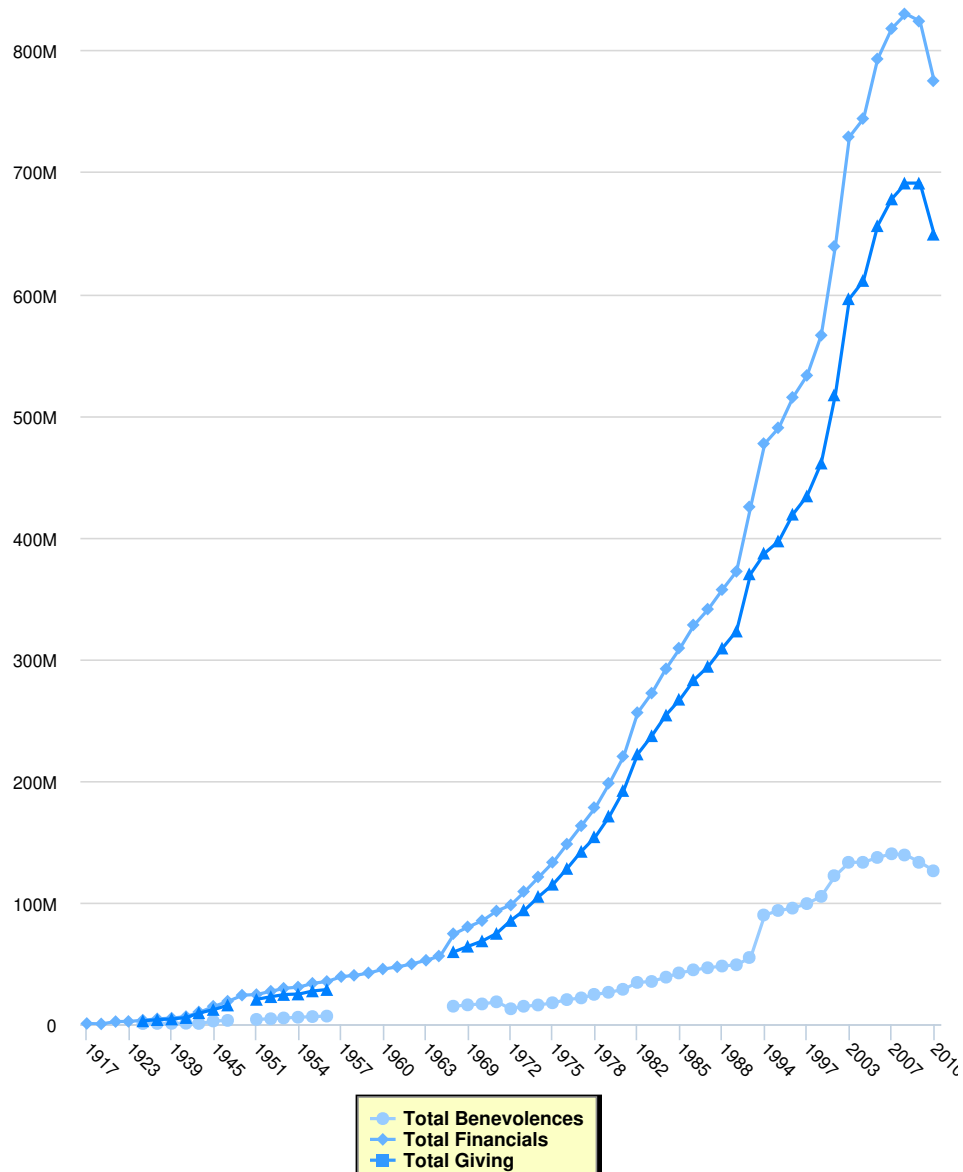
Education



	Education			
	Total Schools	Staff	Pupils	Total Individuals
2010	4,459	0	0	772,445
2009	4,633	59,891	704,067	763,958
2008	4,664	59,857	709,613	769,470
2007	4,671	60,359	715,713	776,072
2006	4,672	61,215	773,604	834,819
2004	4,711	61,411	717,645	779,056
2003	4,738	0	0	777,441
2000	4,798	63,314	731,129	794,443
1998	4,822	60,817	737,324	798,141
1997	4,850	0	0	816,375
1996	4,898	0	0	819,290
1995	4,898	0	0	819,290
1994	4,916	0	0	830,370

	Total Schools	Staff	Pupils	Total Individuals
1993	4,918	0	0	846,049
1991	4,945	0	0	860,099
1989	4,990	0	0	864,703
1988	5,054	0	0	861,761
1987	4,895	0	0	850,868
1986	4,854	0	0	835,353
1985	4,847	0	0	815,131
1984	4,837	0	0	812,987
1983	4,801	0	0	822,174
1982	4,767	0	0	811,438
1981	4,766	0	0	876,011
1980	4,745	0	0	879,756
1979	5,978	0	0	886,108
1978	4,615	0	0	896,989
1977	4,614	0	0	921,430
1976	4,623	0	0	949,859
1975	5,713	0	0	954,503
1974	5,582	0	0	928,174
1973	5,283	0	0	902,960
1972	4,882	0	0	992,668
1971	4,806	0	0	868,911
1970	4,702	0	0	839,943
1969	4,646	0	0	832,055
1968	4,659	0	0	850,655
1967	4,867	0	0	835,200
1966	4,849	0	0	871,331
1965	4,591	62,154	684,171	746,325
1964	4,503	60,421	638,678	699,099
1963	4,759	61,746	657,280	719,026
1962	4,448	58,145	620,420	678,565
1961	4,402	57,215	615,698	672,913
1960	4,372	56,584	614,590	671,174
1959	4,356	55,303	618,070	673,373
1958	4,239	53,186	599,101	652,287
1957	4,173	51,173	549,976	601,149
1956	4,418	48,749	537,739	586,488
1955	4,068	47,257	535,218	582,475
1954	3,939	44,711	506,555	551,266
1953	3,770	41,963	473,926	515,889
1952	3,642	39,820	463,595	503,415
1951	3,640	39,643	460,055	499,698
1950	3,399	36,631	427,830	464,461
1926	1,233	0	0	109,237
1925	1,400	12,313	107,946	120,259
1923	1,200	0	88,946	88,946
1922	1,200	0	83,054	83,054
1919	990	0	50,397	50,397
1917	747	6,029	40,575	40,575
1916	750	6,082	40,953	47,035

Finance



Finance

	Total Benevolences	Total Financials	Total Giving	Local Expenses	Method
2010	\$126,000,000	\$775,000,000		\$649,000,000	
2009	\$133,000,000	\$824,000,000		\$691,000,000	
2008	\$139,000,000	\$830,000,000		\$691,000,000	
2007	\$140,000,000	\$818,000,000		\$678,000,000	
2006	\$137,000,000	\$793,000,000		\$656,000,000	
2004	\$133,000,000	\$744,000,000		\$611,000,000	
2003	\$133,000,000	\$729,000,000		\$596,000,000	
2000	\$122,000,000	\$639,000,000		\$517,000,000	
1998	\$105,000,000	\$566,000,000		\$461,000,000	
1997	\$99,085,440	\$533,000,000		\$434,000,000	
1996	\$95,358,352	\$515,000,000		\$419,000,000	
1995	\$93,440,095	\$490,000,000		\$397,000,000	
1994	\$89,721,860	\$477,000,000		\$387,000,000	

	Total Benevolences	Total Financials	Total Giving	Local Expenses	Method
1993	\$54,786,786	\$425,000,000		\$370,000,000	
1989	\$48,816,131	\$372,000,000		\$323,000,000	
1988	\$47,777,361	\$357,000,000		\$309,000,000	
1987	\$46,361,418	\$341,000,000		\$294,000,000	
1986	\$44,659,917	\$328,000,000		\$283,000,000	
1985	\$42,106,110	\$309,000,000		\$267,000,000	
1984	\$38,650,783	\$292,000,000		\$254,000,000	
1983	\$35,107,262	\$272,000,000		\$237,000,000	
1982	\$34,330,162	\$256,000,000		\$222,000,000	
1980	\$28,673,535	\$220,000,000		\$192,000,000	
1979	\$26,224,606	\$198,000,000		\$171,000,000	
1978	\$24,512,411	\$178,000,000		\$154,000,000	
1977	\$21,604,237	\$163,000,000		\$142,000,000	
1976	\$20,200,211	\$148,000,000		\$128,000,000	
1975	\$17,614,844	\$133,000,000		\$115,000,000	
1974	\$15,793,790	\$121,000,000		\$105,000,000	
1973	\$14,749,332	\$109,000,000		\$93,944,033	
1972	\$12,672,334	\$97,902,429		\$85,230,095	
1971	\$18,386,125	\$93,002,530		\$74,616,405	
1970	\$16,638,979	\$85,099,045		\$68,460,066	
1969	\$15,893,620	\$79,974,321		\$64,080,701	
1968	\$14,786,349	\$74,354,036		\$59,567,687	
1964	\$0	\$56,016,446		\$0	
1963	\$0	\$52,525,076		\$0	
1962	\$0	\$49,505,444		\$0	
1961	\$0	\$47,122,078		\$0	
1960	\$0	\$45,346,965		\$0	
1959	\$0	\$42,183,554		\$0	
1958	\$0	\$40,145,220		\$0	
1957	\$0	\$39,085,450		\$0	
1956	\$6,656,972	\$35,144,678		\$28,487,706	
1955	\$6,259,669	\$33,611,046		\$27,351,377	
1954	\$5,730,792	\$30,544,278		\$24,813,486	
1953	\$5,110,436	\$29,519,714		\$24,409,278	
1952	\$4,480,990	\$27,099,068		\$22,618,078	
1951	\$3,939,344	\$24,355,469		\$20,416,125	
1950	\$0	\$23,868,142		\$0	
1947	\$3,120,167	\$18,892,630		\$15,772,463	
1945	\$2,640,561	\$14,770,307		\$12,129,746	
1943	\$648,704	\$10,077,353		\$9,428,649	
1941	\$805,147	\$6,277,076		\$5,471,929	
1939	\$693,810	\$4,987,206		\$4,293,396	
1938	\$650,892	\$4,428,102		\$3,777,210	
1935	\$556,250	\$3,330,926		\$2,774,676	
1923	\$0	\$2,293,641		\$0	
1922	\$0	\$2,139,794		\$0	
1919	\$0	\$239,986		\$0	
1917	\$0	\$588,706		\$0	