



# **THE YEARBOOK**

of American & Canadian Churches

ASSOCIATION OF STATISTICIANS OF AMERICAN RELIGIOUS BODIES

# THE YEARBOOK OF AMERICAN & CANADIAN CHURCHES

Copyright © 2020 Association of Statisticians of American Religious Bodies All rights reserved.

No part of this book may be reproduced in any manner whatsoever without written permission of the publisher except in brief quotations embodied in critical articles or reviews. For more information, contact the Association of of Statisticians of American Religious Bodies

## ABOUT THE YEARBOOK

The Yearbook of American & Canadian Churches has served as the definitive handbook of North American denominations since 1916. Over our 100 year history, The Yearbook has remained an authoritative source for the most accurate and complete compilation of statistical data for North American religious bodies. Now an interactive online application, The Yearbook continues to catalog census information for \*\*\* denominational religious bodies. As of 2020, the Yearbook represents \*\*\*,\*\*\* faithful members, \*\*\*,\*\*\* clergy, \*\*\*,\*\*\* congregations, \*\*,\*\*\* educational bodies, and more than \$\*\*\*,\*\*\*,\*\*\*,\*\*\*.\*\* in total financial commitment.

Each listing contains a brief paragraph about the religious body, contact information for the group, and informative graphs detailing current and historical statistical data. Previously stewarded by the National Council of Churches, The Yearbook is overseen by the Association of Statisticians of American Religious Bodies (ASARB). in partnership with The National Council of Churches and Lake Institute on Faith and Giving. We invite you to join our effort by adding data for your religious group, becoming an ASARB member or making a contribution to our cause.

Visit us online at [www.asarb.org](http://www.asarb.org).

## OUR PARTNERS



## NATIONAL SPIRITUALIST ASSOCIATION OF CHURCHES



### Headquarters

P.O. Box 217  
13 Cottage Row  
Lily Dale, NY 14752-0217  
United States  
[716-595-2000](tel:716-595-2000)  
[nsacinfo@nsac.org](mailto:nsacinfo@nsac.org)  
<https://www.nsac.org>  
[TO BE ALLOCATED](#)  
[Spiritualist](#)

### Attesting Officer

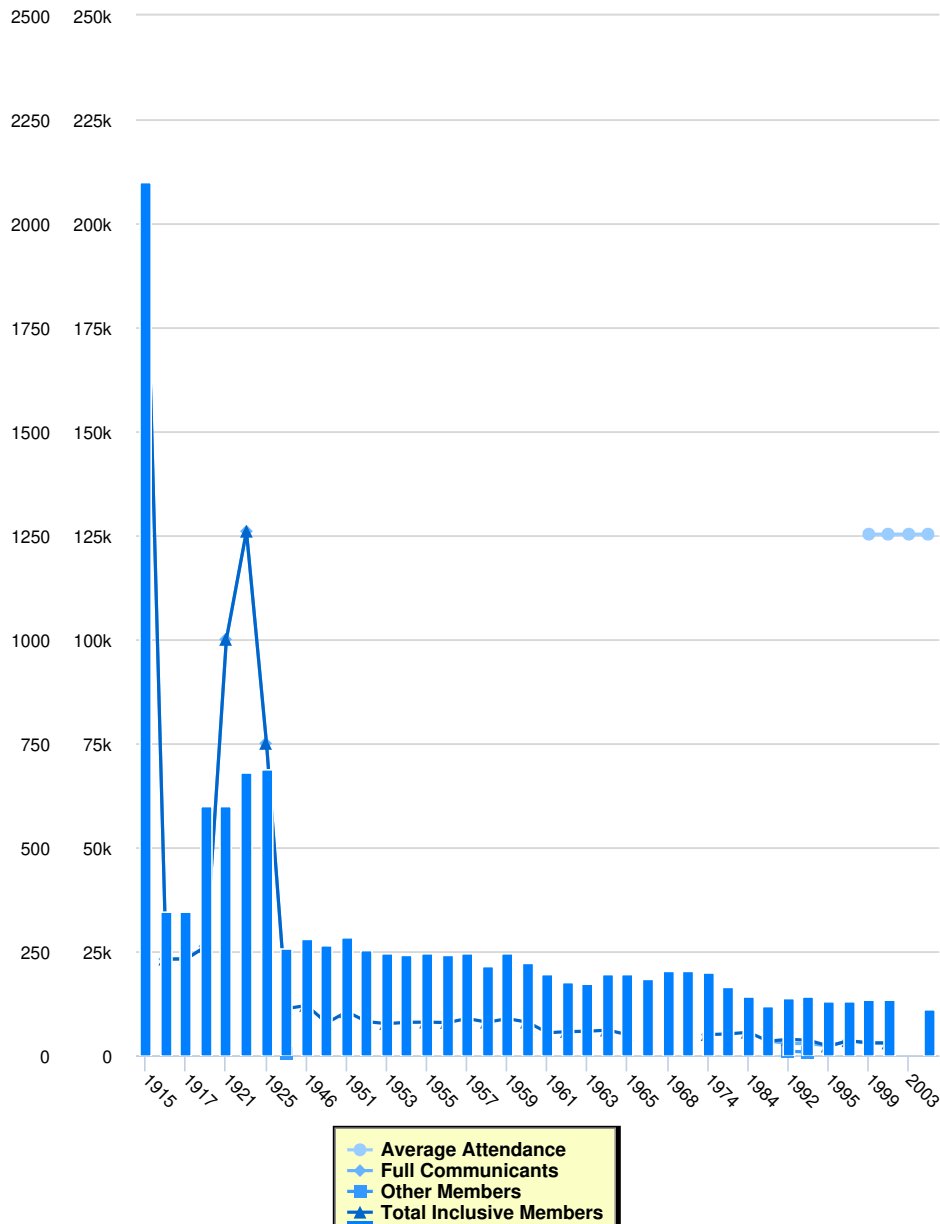
CAROL LUETKENS  
Ex. Corp. Secretary  
[\(716\)595-2000](tel:716-595-2000)  
[nsacsecretary@nsac.org](mailto:nsacsecretary@nsac.org)

### Media Contact

JOE OWEN

Spiritualism is a science, philosophy and religion. Spiritualism is a religion and philosophy of life focused on joy, harmony, and a fear-free understanding of the continuity of life.

## Membership



### Instructions for the Chart and Legend

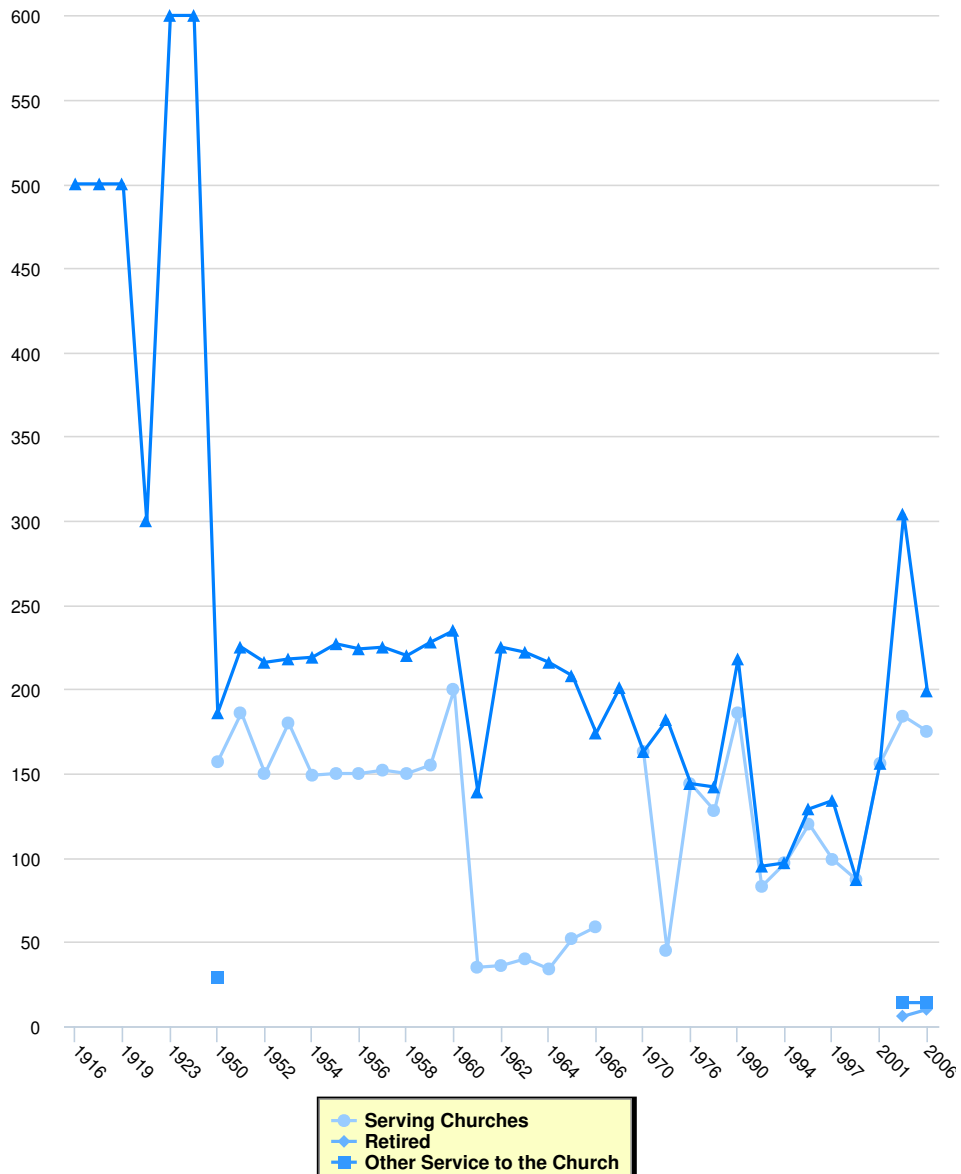
Simply click on the data set in the legend to make the values appear or disappear from the chart.

#### Membership

	Full Communicants	Average Attendance	Other Members	Total Inclusive Members	Total Churches	Membership Calculation Method
2006	0	125,296	0	0	110	
2003	0	125,296	0	0	0	
2001	3,000	125,296	0	3,000	136	
1999	3,000	125,296	0	3,000	136	
1997	3,530	0	0	3,530	130	
1995	2,258	0	0	2,258	130	
1994	2,830	0	804	3,634	143	
1992	2,883	0	1,000	3,883	137	
1990	3,406	0	0	3,406	120	
1984	0	0	0	5,558	142	

	<b>Full Communicants</b>	<b>Average Attendance</b>	<b>Other Members</b>	<b>Total Inclusive Members</b>	<b>Total Churches</b>	<b>Membership Calculation Method</b>
1976	0	0	0	5,168	164	
1974	5,000	0	0	5,000	200	
1970	0	0	0	0	204	
1968	0	0	0	0	203	
1966	0	0	0	0	183	
1965	0	0	0	4,962	195	
1964	0	0	0	6,082	195	
1963	0	0	0	5,811	175	
1962	0	0	0	5,721	178	
1961	0	0	0	5,438	198	
1960	0	0	0	8,000	225	
1959	0	0	0	8,825	245	
1958	0	0	0	8,001	217	
1957	0	0	0	8,850	247	
1956	0	0	0	7,900	244	
1955	0	0	0	7,990	245	
1954	0	0	0	7,958	244	
1953	0	0	0	7,637	245	
1952	0	0	0	8,105	252	
1951	0	0	0	10,500	285	
1950	0	0	0	7,801	265	
1946	0	0	0	12,000	280	
1936	10,885	0	381	11,266	258	
1925	75,000	0	0	75,000	690	
1923	126,000	0	0	126,000	682	
1921	100,000	0	0	100,000	600	
1919	26,250	0	0	26,250	600	
1917	23,197	0	0	23,197	346	
1916	23,152	0	0	23,152	348	
1915	200,000	0	0	200,000	2,100	

## Clergy

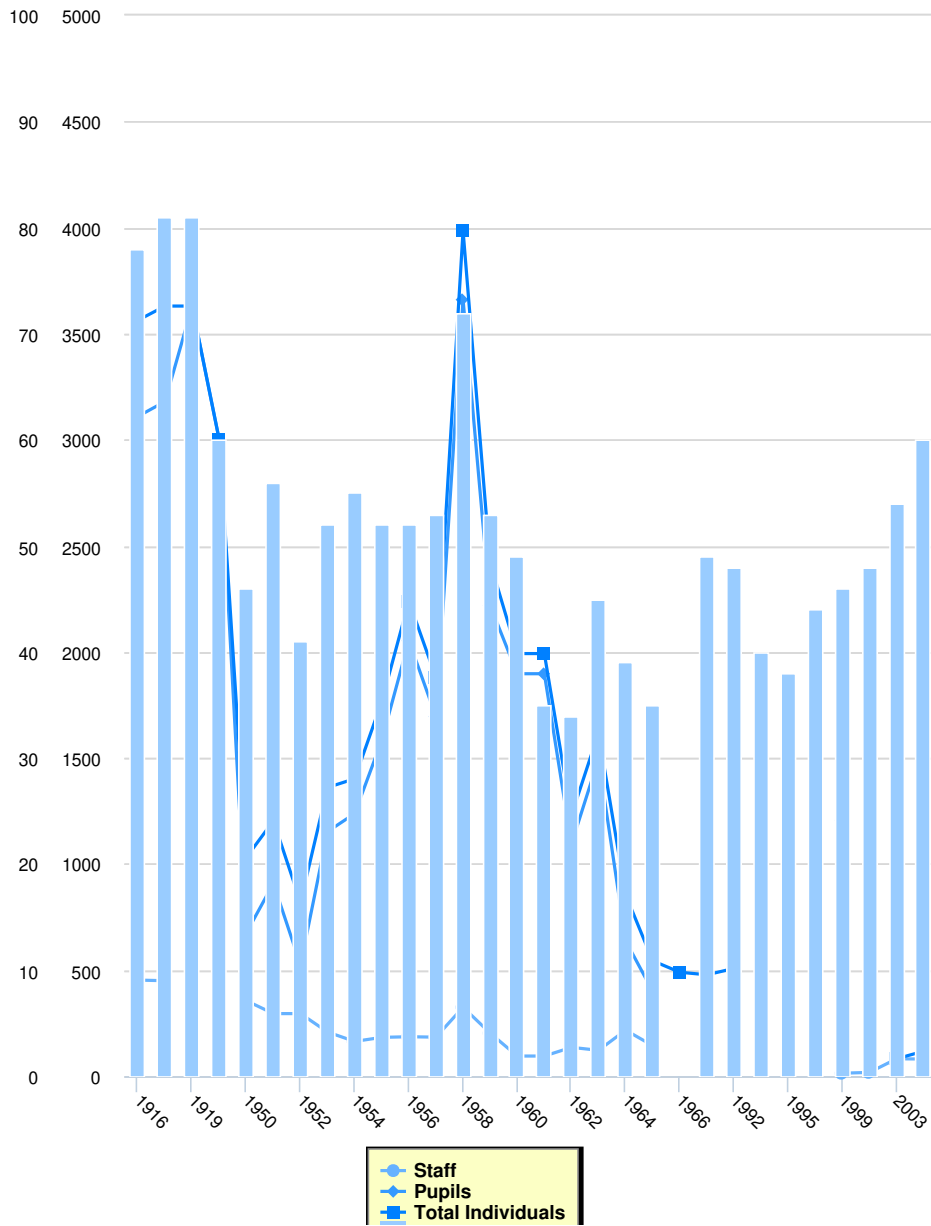


## Clergy

	Serving Churches	Retired	Other Service to the Church	Total Clergy
2006	175	10	14	199
2003	184	6	14	304
2001	156	0	0	156
1999	87	0	0	87
1997	99	0	0	134
1995	120	0	0	129
1994	97	0	0	97
1992	83	0	0	95
1990	186	0	0	218
1984	128	0	0	142
1976	144	0	0	144
1974	45	0	0	182
1970	163	0	0	163
1968	0	0	0	201

	<b>Serving Churches</b>	<b>Retired</b>	<b>Other Service to the Church</b>	<b>Total Clergy</b>
1966	59	0	0	174
1965	52	0	0	208
1964	34	0	0	216
1963	40	0	0	222
1962	36	0	0	225
1961	35	0	0	139
1960	200	0	0	235
1959	155	0	0	228
1958	150	0	0	220
1957	152	0	0	225
1956	150	0	0	224
1955	150	0	0	227
1954	149	0	0	219
1953	180	0	0	218
1952	150	0	0	216
1951	186	0	0	225
1950	157	0	29	186
1925	0	0	0	600
1923	0	0	0	600
1921	0	0	0	300
1919	0	0	0	500
1917	0	0	0	500
1916	0	0	0	500

## Education

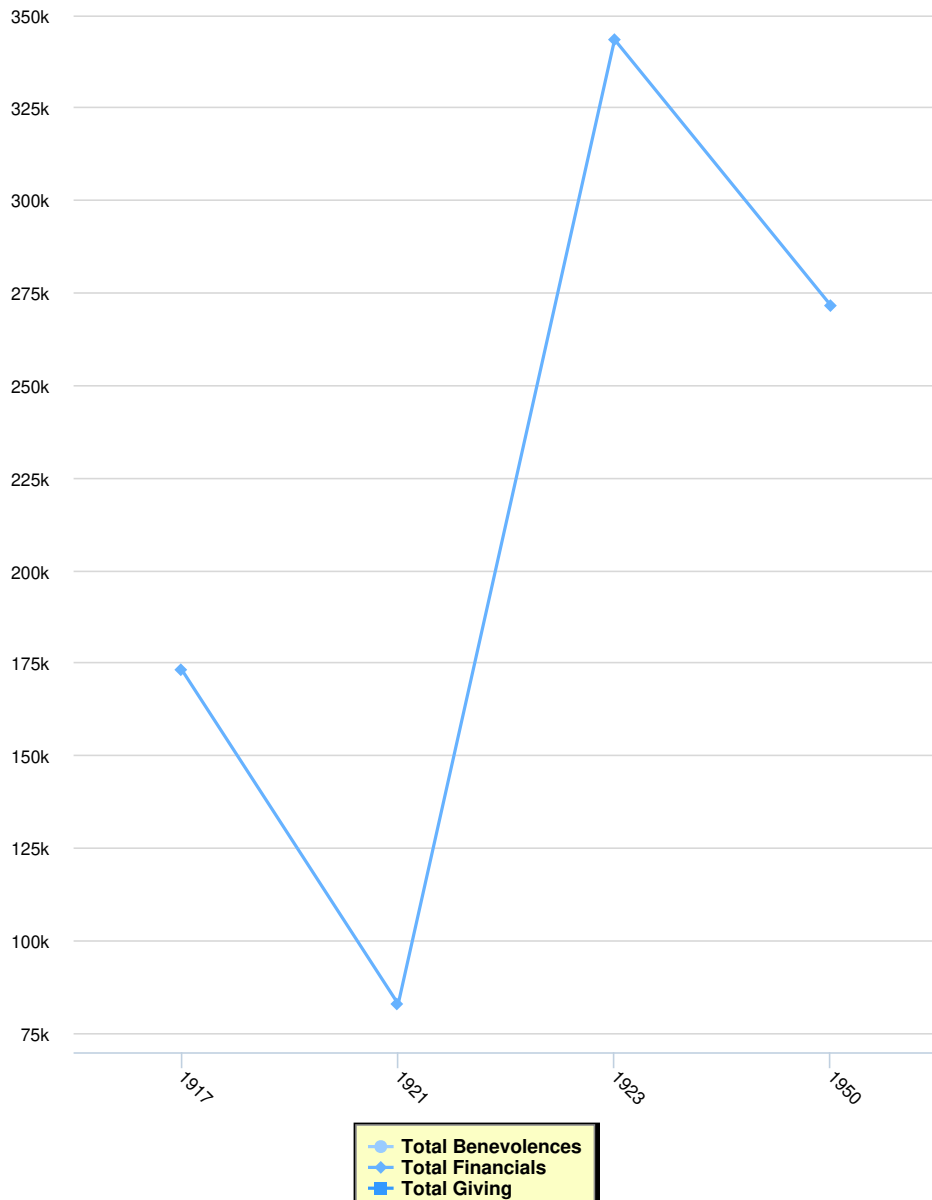


	Education			
	Total Schools	Staff	Pupils	Total Individuals
2006	60	81	37	118
2003	54	82	0	82
2001	48	18	0	0
1999	46	14	1,207	1,221
1997	44	0	0	0
1995	38	0	0	0
1994	40	0	0	0
1992	48	0	0	508
1990	49	0	0	478
1966	0	0	0	490
1965	35	144	400	544
1964	39	217	638	855
1963	45	122	1,496	1,618



	<b>Total Schools</b>	<b>Staff</b>	<b>Pupils</b>	<b>Total Individuals</b>
1962	34	136	1,094	1,230
1961	35	95	1,897	1,992
1960	49	95	1,897	1,992
1959	53	203	2,219	2,422
1958	72	325	3,660	3,985
1957	53	184	1,695	1,879
1956	52	186	2,053	2,239
1955	52	183	1,583	1,766
1954	55	164	1,238	1,402
1953	52	208	1,153	1,361
1952	41	295	525	820
1951	56	295	909	1,204
1950	46	356	675	1,031
1921	60	0	3,000	3,000
1919	81	0	3,630	3,630
1917	81	450	3,180	3,630
1916	78	453	3,110	3,563

## Finance



## Finance

	Total Benevolences	Total Financials	Total Giving	Local Expenses	Method
1950	\$0	\$271,415		\$0	
1923	\$0	\$343,272		\$0	
1921	\$0	\$82,763		\$0	
1917	\$0	\$173,048		\$0	