



THE YEARBOOK

of American & Canadian Churches

ASSOCIATION OF STATISTICIANS OF AMERICAN RELIGIOUS BODIES

THE YEARBOOK OF AMERICAN & CANADIAN CHURCHES

Copyright © 2021 Association of Statisticians of American Religious Bodies All rights reserved.

No part of this book may be reproduced in any manner whatsoever without written permission of the publisher except in brief quotations embodied in critical articles or reviews. For more information, contact the Association of of Statisticians of American Religious Bodies

ABOUT THE YEARBOOK

The Yearbook of American & Canadian Churches has served as the definitive handbook of North American denominations since 1916. Over our 100 year history, The Yearbook has remained an authoritative source for the most accurate and complete compilation of statistical data for North American religious bodies. Now an interactive online application, The Yearbook continues to catalog census information for *** denominational religious bodies. As of 2020, the Yearbook represents ***,*** faithful members, ***,*** clergy, ***,*** congregations, **,*** educational bodies, and more than \$***,***,***,***.** in total financial commitment.

Each listing contains a brief paragraph about the religious body, contact information for the group, and informative graphs detailing current and historical statistical data. Previously stewarded by the National Council of Churches, The Yearbook is overseen by the Association of Statisticians of American Religious Bodies (ASARB). in partnership with The National Council of Churches and Lake Institute on Faith and Giving. We invite you to join our effort by adding data for your religious group, becoming an ASARB member or making a contribution to our cause.

Visit us online at www.asarb.org.

OUR PARTNERS



OPEN BIBLE CHURCHES



Headquarters

2020 Bell Ave.
Des Moines, IA 50315
United States
[\(515\)288-6761](tel:(515)288-6761)
info@openbible.org
<https://www.openbib...>
[Christian Protestant TO BE ALLOCATED](#)

Attesting Officer

TERESA A. BEYER
Secretary-Treasurer
[\(515\)288-6761](tel:(515)288-6761)
teri@openbible.org

Media Contact

EXEC. DIR.,
COMMUNICATIONS &
RESOURCES, JEFF FARMER

Open Bible Churches (formerly, Open Bible Standard Churches) originated from two revival movements, Bible Standard Conference, founded in Eugene, Oregon, under the leadership of Fred L. Hornshuh in 1919, and Open Bible Evangelistic Association, founded in Des Moines, Iowa, under the leadership of John R. Richey in 1932.

Similar in doctrine and government, the two groups amalgamated on July 26, 1935 as "Open Bible Standard Churches, Inc." with headquarters in Des Moines, Iowa.

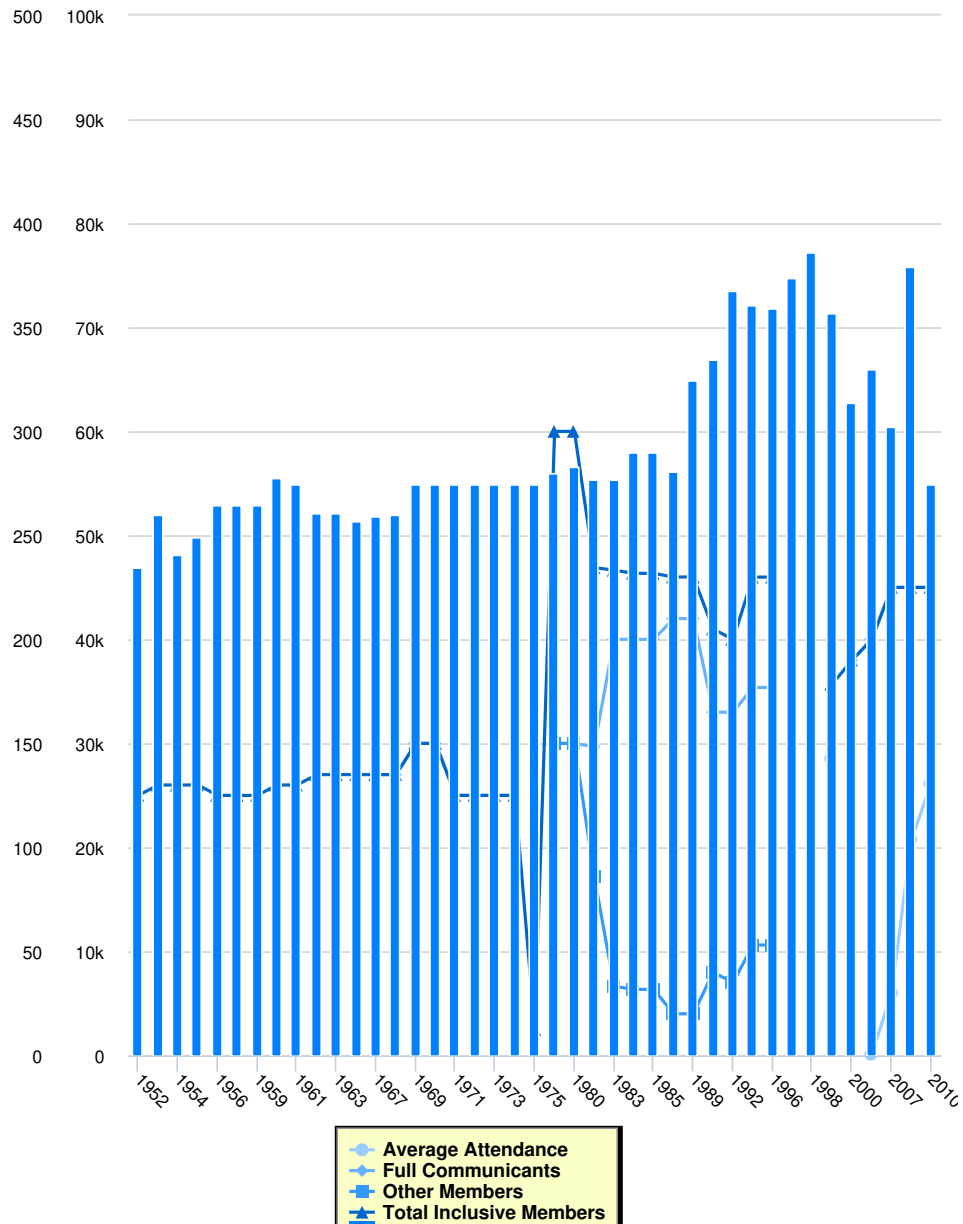
The original group of 210 ministers has enlarged to incorporate over 2,500 ministers and 1,509 churches in 40 countries. The first missionary left for India in 1926. The church now ministers in Asia, Africa, South America, Europe, Canada, Mexico, Central America, and the Caribbean Islands.

Historical roots of the parent groups reach back to the outpouring of the Holy Spirit in 1906 at Azusa Street Mission in Los Angeles and to the full gospel movement in the Midwest. Both groups were organized under the impetus of pentecostal revival. Simple faith, freedom from fanaticism, emphasis on evangelism and missions and free fellowship with other groups were characteristics of the growing organizations.

The highest governing body of Open Bible Churches meets biennially and is composed of all ministers and one voting delegate per 100 members from each church. A National Board of Directors, elected by the national and regional conferences, conducts the business of the organization. Official Bible College is New Hope Christian College in Oregon.

Open Bible Churches is a charter member of the National Association of Evangelicals and of the Pentecostal/Charismatic Churches of North America. It is a member of the Pentecostal World Conference.

Membership



Instructions for the Chart and Legend

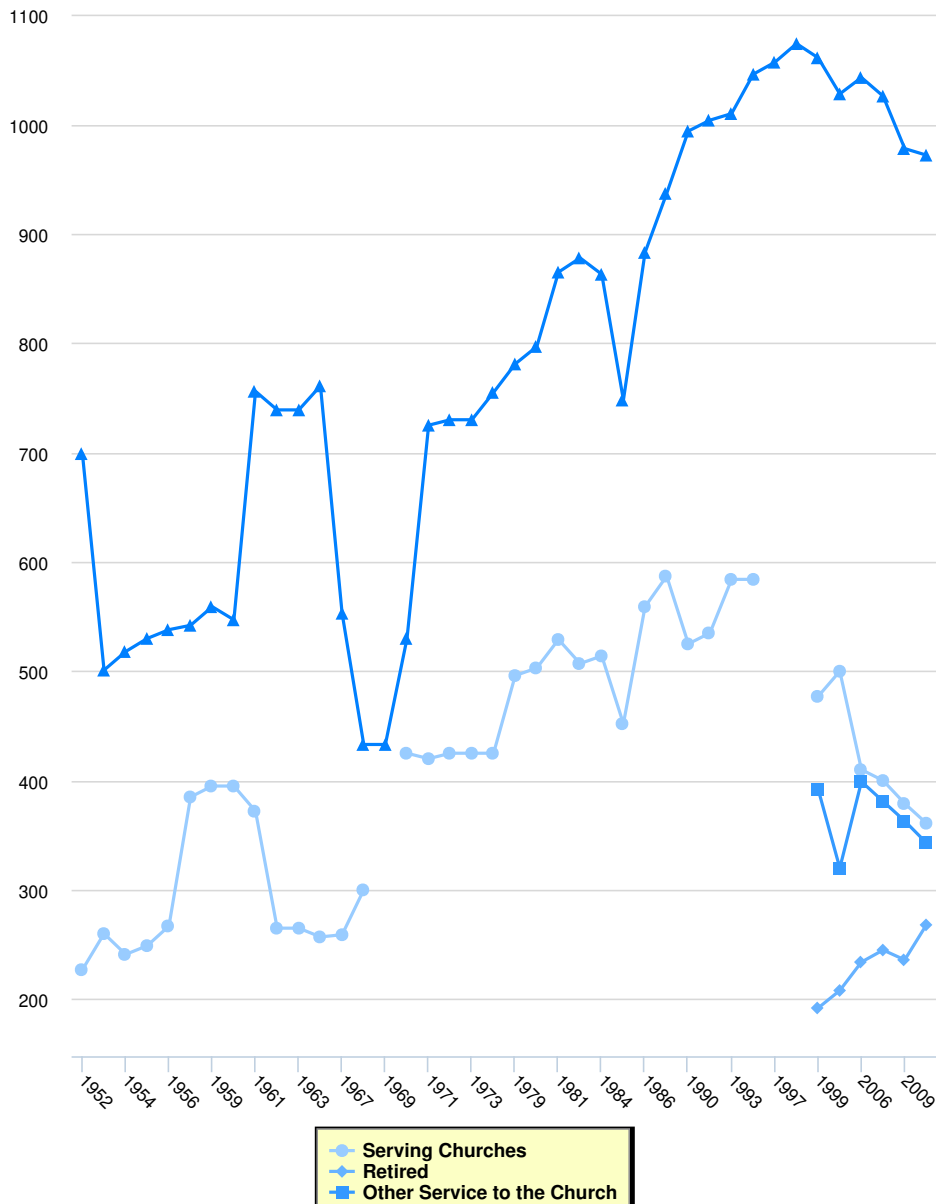
Simply click on the data set in the legend to make the values appear or disappear from the chart.

Membership

	Full Communicants	Average Attendance	Other Members	Total Inclusive Members	Total Churches	Membership Calculation Method
2010	45,000	26,132	0	45,000	275	
2009	45,000	20,783	0	45,000	379	
2007	45,000	6,000	0	45,000	302	
2006	40,000	121	0	40,000	330	
2000	38,000	0	0	38,000	314	
1999	0	28,560	0	35,700	357	
1998	0	0	0	0	386	
1997	0	0	0	0	374	
1996	35,375	0	10,613	45,988	359	
1993	35,375	0	10,613	45,988	361	

	Full Communicants	Average Attendance	Other Members	Total Inclusive Members	Total Churches	Membership Calculation Method
1992	33,000	0	7,000	40,000	368	
1990	33,000	0	8,000	41,000	335	
1989	42,000	0	4,000	46,000	325	
1986	42,000	0	4,000	46,000	281	
1985	40,003	0	6,348	46,351	290	
1984	40,003	0	6,348	46,351	290	
1983	40,003	0	6,648	46,651	277	
1981	29,679	0	17,228	46,907	277	
1980	30,000	0	30,000	60,000	283	
1979	30,000	0	30,000	60,000	280	
1975	0	0	0	2,500	275	
1974	25,000	0	0	25,000	275	
1973	25,000	0	0	25,000	275	
1972	25,000	0	0	25,000	275	
1971	25,000	0	0	25,000	275	
1970	30,000	0	0	30,000	275	
1969	30,000	0	0	30,000	275	
1968	27,000	0	0	27,000	260	
1967	27,000	0	0	27,000	259	
1965	0	0	0	27,000	257	
1963	0	0	0	27,000	261	
1962	0	0	0	27,000	261	
1961	0	0	0	26,000	275	
1960	0	0	0	26,000	278	
1959	0	0	0	25,000	265	
1957	0	0	0	25,000	265	
1956	0	0	0	25,000	265	
1955	0	0	0	26,000	249	
1954	0	0	0	26,000	241	
1953	0	0	0	26,000	260	
1952	0	0	0	25,000	235	

Clergy

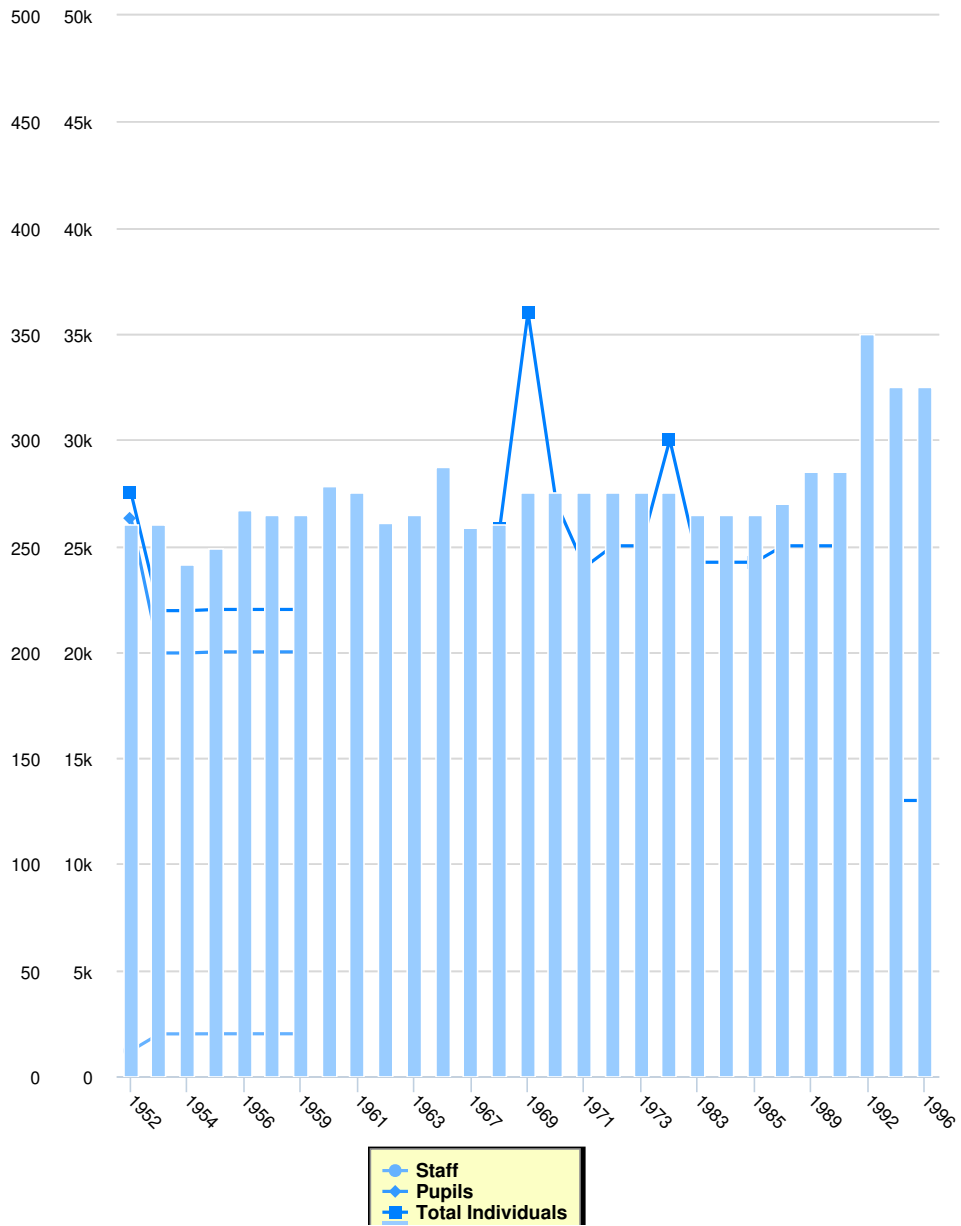


Clergy

	Serving Churches	Retired	Other Service to the Church	Total Clergy
2010	361	268	343	972
2009	379	236	363	978
2007	400	245	381	1,026
2006	410	234	399	1,043
2000	500	208	320	1,028
1999	477	192	392	1,061
1998	0	0	0	1,074
1997	0	0	0	1,057
1996	584	0	0	1,046
1993	584	0	0	1,010
1992	535	0	0	1,004
1990	525	0	0	994
1989	587	0	0	937
1986	559	0	0	883

	Serving Churches	Retired	Other Service to the Church	Total Clergy
1985	452	0	0	748
1984	514	0	0	863
1983	507	0	0	878
1981	529	0	0	865
1980	503	0	0	797
1979	496	0	0	781
1975	425	0	0	755
1973	425	0	0	730
1972	425	0	0	730
1971	420	0	0	725
1970	425	0	0	530
1969	0	0	0	433
1968	300	0	0	433
1967	259	0	0	553
1965	257	0	0	761
1963	265	0	0	739
1962	265	0	0	739
1961	372	0	0	756
1960	395	0	0	547
1959	395	0	0	559
1957	385	0	0	542
1956	267	0	0	538
1955	249	0	0	530
1954	241	0	0	518
1953	260	0	0	501
1952	227	0	0	699

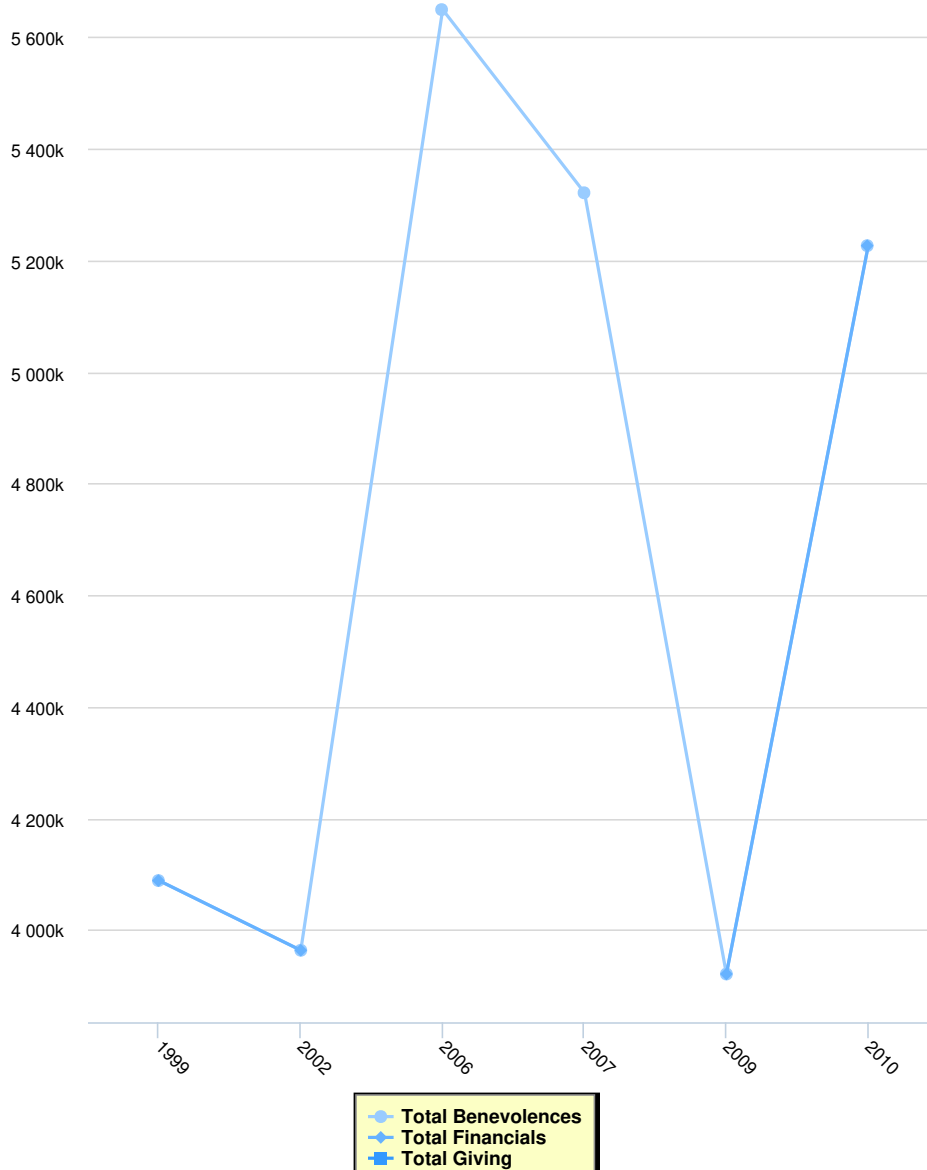
Education



Education				
	Total Schools	Staff	Pupils	Total Individuals
1996	325	0	0	12,996
1993	325	0	0	12,996
1992	350	0	0	0
1990	285	0	0	25,000
1989	285	0	0	25,000
1986	270	0	0	25,000
1985	265	0	0	24,225
1984	265	0	0	24,225
1983	265	0	0	24,225
1974	275	0	0	30,000
1973	275	0	0	25,000
1972	275	0	0	25,000
1971	275	0	0	24,000

	Total Schools	Staff	Pupils	Total Individuals
1970	275	0	0	27,000
1969	275	0	0	36,000
1968	260	0	0	25,800
1967	259	0	0	0
1965	287	0	0	0
1963	265	0	0	0
1962	261	0	0	0
1961	275	0	0	0
1960	278	0	0	0
1959	265	2,000	20,000	22,000
1957	265	2,000	20,000	22,000
1956	267	2,000	20,000	22,000
1955	249	2,000	20,000	22,000
1954	241	1,995	19,949	21,944
1953	260	1,995	19,949	21,944
1952	260	1,200	26,300	27,500

Finance



Finance

	Total Benevolences	Total Financials	Total Giving	Local Expenses	Method
2010	\$5,226,565	\$5,226,565	\$0	\$0	
2009	\$3,921,249	\$3,921,249	\$0	\$0	
2007	\$5,321,403	\$0	\$0	\$0	
2006	\$5,649,654	\$0	\$0	\$0	
2002	\$3,963,758	\$3,963,758	\$0	\$0	
1999	\$4,088,672	\$4,088,672	\$0	\$0	