



# **THE YEARBOOK**

of American & Canadian Churches

ASSOCIATION OF STATISTICIANS OF AMERICAN RELIGIOUS BODIES

# THE YEARBOOK OF AMERICAN & CANADIAN CHURCHES

Copyright © 2020 Association of Statisticians of American Religious Bodies All rights reserved.

No part of this book may be reproduced in any manner whatsoever without written permission of the publisher except in brief quotations embodied in critical articles or reviews. For more information, contact the Association of of Statisticians of American Religious Bodies

## ABOUT THE YEARBOOK

The Yearbook of American & Canadian Churches has served as the definitive handbook of North American denominations since 1916. Over our 100 year history, The Yearbook has remained an authoritative source for the most accurate and complete compilation of statistical data for North American religious bodies. Now an interactive online application, The Yearbook continues to catalog census information for \*\*\* denominational religious bodies. As of 2020, the Yearbook represents \*\*\*,\*\*\* faithful members, \*\*\*,\*\*\* clergy, \*\*\*,\*\*\* congregations, \*\*,\*\*\* educational bodies, and more than \$\*\*\*,\*\*\*,\*\*\*,\*\*\*.\*\* in total financial commitment.

Each listing contains a brief paragraph about the religious body, contact information for the group, and informative graphs detailing current and historical statistical data. Previously stewarded by the National Council of Churches, The Yearbook is overseen by the Association of Statisticians of American Religious Bodies (ASARB). in partnership with The National Council of Churches and Lake Institute on Faith and Giving. We invite you to join our effort by adding data for your religious group, becoming an ASARB member or making a contribution to our cause.

Visit us online at [www.asarb.org](http://www.asarb.org).

## OUR PARTNERS



## SEVENTH DAY BAPTIST GENERAL CONFERENCE, USA AND CANADA



### Headquarters

3120 Kennedy Rd.  
P.O. Box 1678  
Janesville, WI 53547-1678  
United States  
[\(608\)752-5055](tel:(608)752-5055)  
[robappel@seventhdaybaptist.org](mailto:robappel@seventhdaybaptist.org)  
<https://www.seventh...>  
[Christian Protestant TO BE  
ALLOCATED](#)

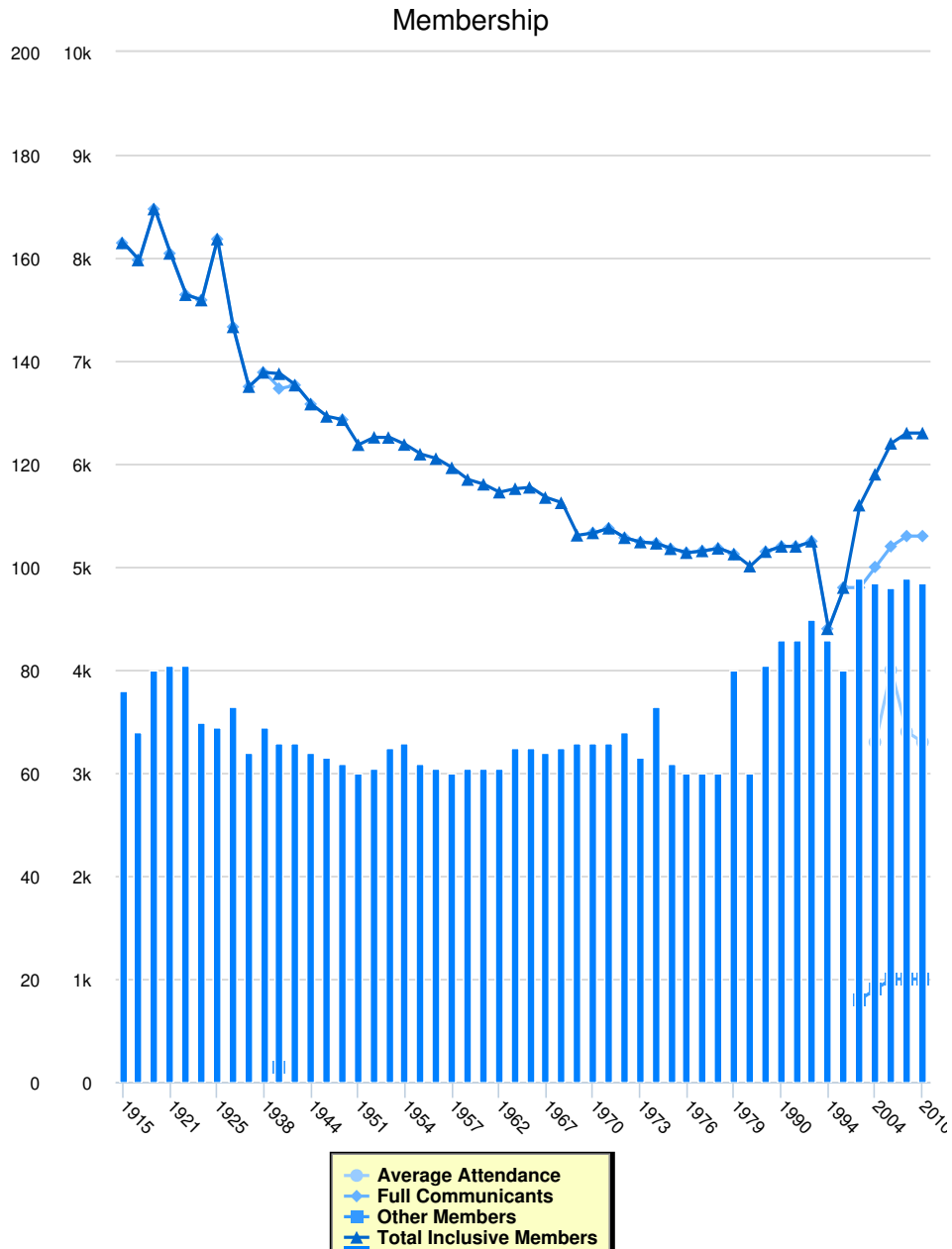
### Attesting Officer

ROBERT F. APPEL  
Executive Director  
[\(608\)752-5055](tel:(608)752-5055)  
[robappel@seventhdaybaptist.org](mailto:robappel@seventhdaybaptist.org)

### Media Contact

JEREMIAH OWEN

Seventh Day Baptists emerged during the English Reformation, organizing their first churches in the mid-1600s. The first Seventh Day Baptists of record in America were Stephen and Ann Mumford, who emigrated from England in 1664. Beginning in 1665 several members of the First Baptist Church at Newport, R.I. began observing the seventh day Sabbath, or Saturday. In 1671, five members, together with the Mumfords, formed the first Seventh Day Baptist Church in America at Newport. Beginning about 1700, other Seventh Day Baptist churches were established in New Jersey and Pennsylvania. From these three centers, the denomination grew and expanded westward. They founded the Seventh Day Baptist General Conference in 1802. The organization of the denomination reflects an interest in home and foreign missions, publications and education. Women have been encouraged to participate. From the earliest years religious freedom has been championed for all and the separation of church and state, advocated. Seventh Day Baptists are members of the Baptist World Alliance and Baptist Joint Committee. The Seventh Day Baptist World Federation has 17 member conferences on six continents.



**Instructions for the Chart and Legend**

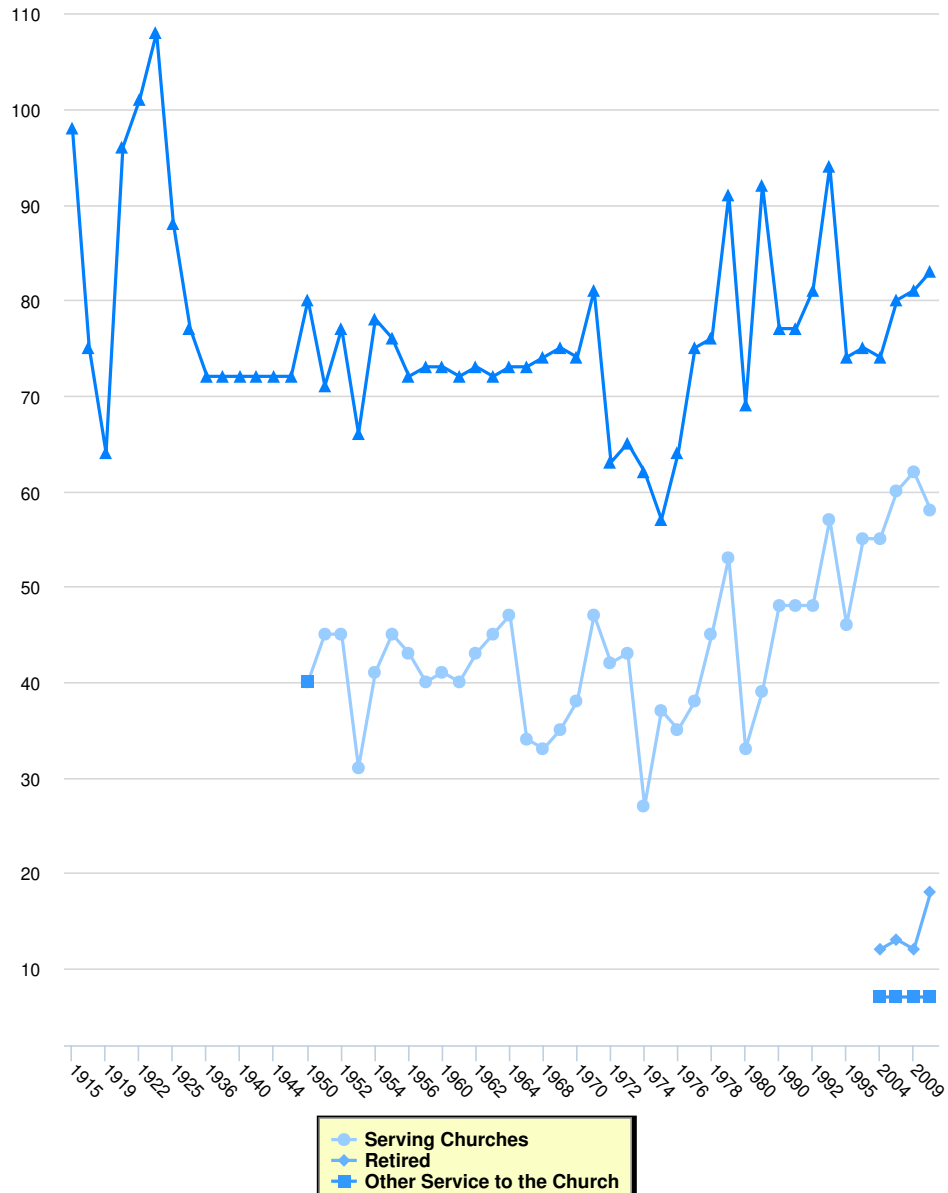
Simply click on the data set in the legend to make the values appear or disappear from the chart.

**Membership**

	Full Communicants	Average Attendance	Other Members	Total Inclusive Members	Total Churches	Membership Calculation Method
2010	5,300	3,300	1,000	6,300	97	
2009	5,300	3,400	1,000	6,300	98	
2006	5,200	4,000	1,000	6,200	96	
2004	5,000	3,300	900	5,900	97	
2003	4,800	0	800	5,600	98	
1995	4,800	0	0	4,800	80	
1994	4,400	0	0	4,400	86	
1992	5,250	0	0	5,250	90	
1991	5,200	0	0	5,200	86	
1990	5,200	0	0	5,200	86	

	<b>Full Communicants</b>	<b>Average Attendance</b>	<b>Other Members</b>	<b>Total Inclusive Members</b>	<b>Total Churches</b>	<b>Membership Calculation Method</b>
1987	5,149	0	0	5,149	81	
1980	0	0	0	5,008	60	
1979	5,125	0	0	5,125	80	
1978	5,181	0	0	5,181	60	
1977	5,156	0	0	5,156	60	
1976	5,139	0	0	5,139	60	
1975	5,177	0	0	5,177	62	
1974	5,230	0	0	5,230	73	
1973	5,242	0	0	5,242	63	
1972	5,284	0	0	5,284	68	
1971	5,376	0	0	5,376	66	
1970	5,331	0	0	5,331	66	
1969	0	0	0	5,308	66	
1968	0	0	0	5,623	65	
1967	0	0	0	5,674	64	
1964	0	0	0	5,773	65	
1963	0	0	0	5,760	65	
1962	0	0	0	5,726	61	
1961	0	0	0	5,803	61	
1960	0	0	0	5,849	61	
1957	0	0	0	5,963	60	
1956	0	0	0	6,052	61	
1955	0	0	0	6,095	62	
1954	0	0	0	6,189	66	
1953	0	0	0	6,257	65	
1952	0	0	0	6,259	61	
1951	0	0	0	6,187	60	
1950	6,430	0	0	6,430	62	
1947	0	0	0	6,462	63	
1944	6,581	0	0	6,581	64	
1942	6,765	0	0	6,765	66	
1940	6,732	0	144	6,876	66	
1938	6,889	0	0	6,889	69	
1936	6,751	0	0	6,751	64	
1929	7,331	0	0	7,331	73	
1925	8,183	0	0	8,183	69	
1923	7,591	0	0	7,591	70	
1922	7,643	0	0	7,643	81	
1921	8,044	0	0	8,044	81	
1919	8,475	0	0	8,475	80	
1916	7,980	0	0	7,980	68	
1915	8,146	0	0	8,146	76	

## Clergy

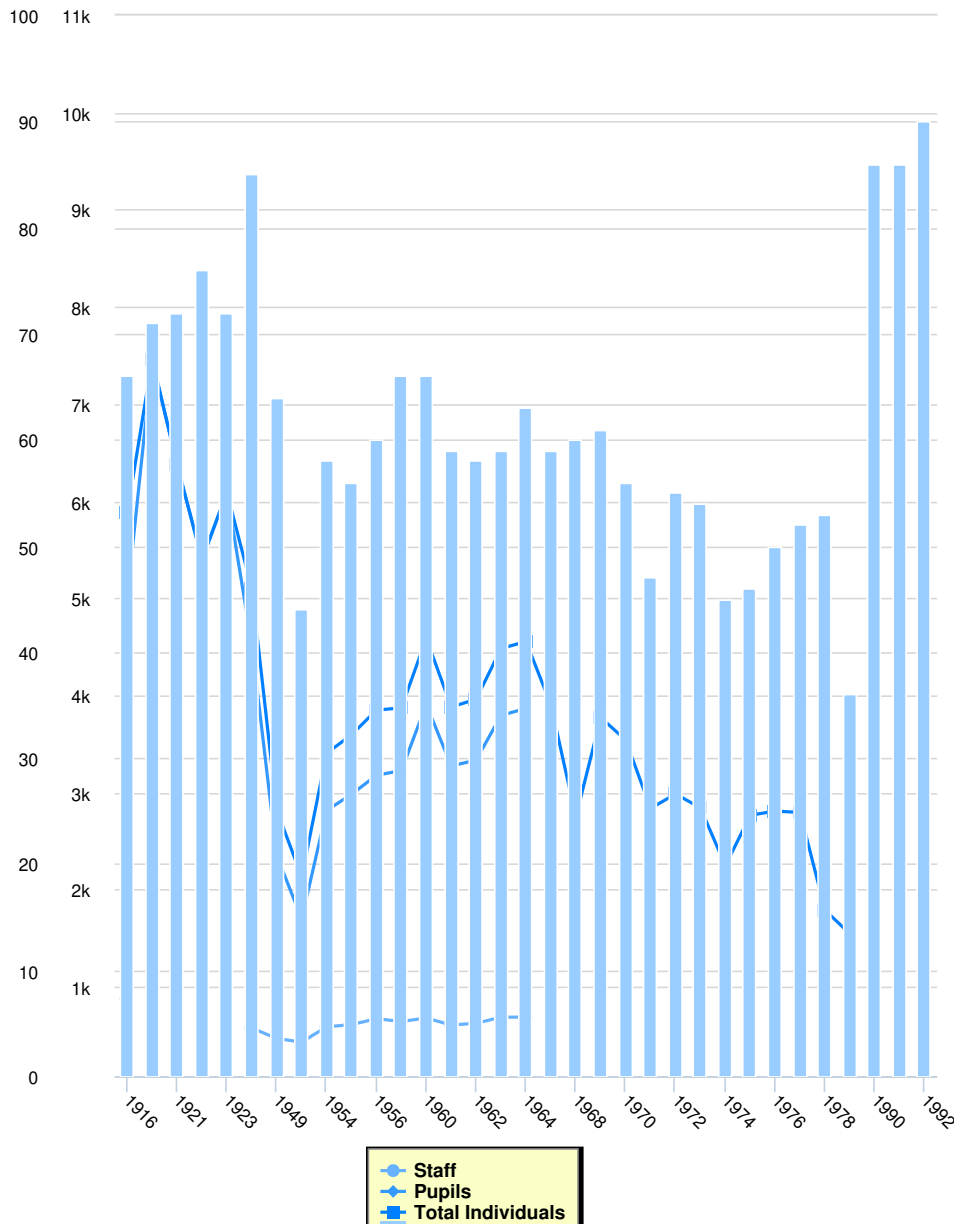


## Clergy

	Serving Churches	Retired	Other Service to the Church	Total Clergy
2010	58	18	7	83
2009	62	12	7	81
2006	60	13	7	80
2004	55	12	7	74
2003	55	0	0	75
1995	46	0	0	74
1994	57	0	0	94
1992	48	0	0	81
1991	48	0	0	77
1990	48	0	0	77
1987	39	0	0	92
1980	33	0	0	69
1979	53	0	0	91
1978	45	0	0	76

	<b>Serving Churches</b>	<b>Retired</b>	<b>Other Service to the Church</b>	<b>Total Clergy</b>
1977	38	0	0	75
1976	35	0	0	64
1975	37	0	0	57
1974	27	0	0	62
1973	43	0	0	65
1972	42	0	0	63
1971	47	0	0	81
1970	38	0	0	74
1969	35	0	0	75
1968	33	0	0	74
1967	34	0	0	73
1964	47	0	0	73
1963	45	0	0	72
1962	43	0	0	73
1961	40	0	0	72
1960	41	0	0	73
1957	40	0	0	73
1956	43	0	0	72
1955	45	0	0	76
1954	41	0	0	78
1953	31	0	0	66
1952	45	0	0	77
1951	45	0	0	71
1950	40	0	40	80
1947	0	0	0	72
1944	0	0	0	72
1942	0	0	0	72
1940	0	0	0	72
1938	0	0	0	72
1936	0	0	0	72
1929	0	0	0	77
1925	0	0	0	88
1923	0	0	0	108
1922	0	0	0	101
1921	0	0	0	96
1919	0	0	0	64
1916	0	0	0	75
1915	0	0	0	98

## Education

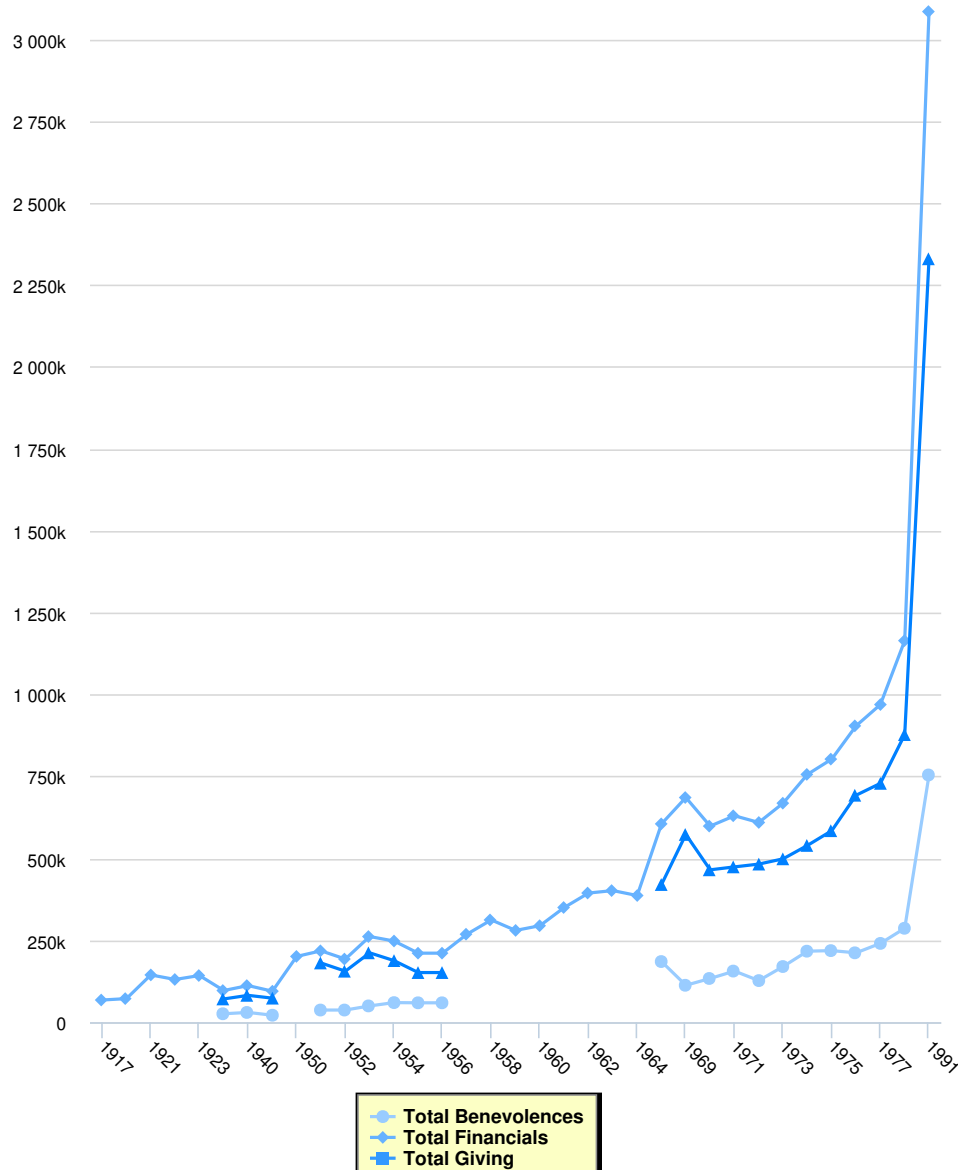


	Education			
	Total Schools	Staff	Pupils	Total Individuals
1992	90	0	0	0
1991	86	0	0	0
1990	86	0	0	0
1979	36	0	0	1,545
1978	53	0	0	1,790
1977	52	0	0	2,795
1976	50	0	0	2,810
1975	46	0	0	2,767
1974	45	0	0	2,247
1973	54	0	0	2,843
1972	55	0	0	2,986
1971	47	0	0	2,837
1970	56	0	0	3,541



	<b>Total Schools</b>	<b>Staff</b>	<b>Pupils</b>	<b>Total Individuals</b>
1969	61	0	0	3,772
1968	60	0	0	2,749
1967	59	0	0	3,904
1964	63	689	3,866	4,555
1963	59	688	3,795	4,483
1962	58	626	3,335	3,961
1961	59	607	3,274	3,881
1960	66	680	3,909	4,589
1957	66	644	3,227	3,871
1956	60	672	3,178	3,850
1955	56	612	2,983	3,595
1954	58	589	2,816	3,405
1953	44	432	1,700	2,132
1949	64	468	2,351	2,819
1925	85	577	4,521	5,098
1923	72	0	6,091	6,091
1922	76	0	5,398	5,398
1921	72	0	6,377	6,377
1919	71	0	7,458	7,458
1916	66	877	5,005	5,882

## Finance



## Finance

	<b>Total Benevolences</b>	<b>Total Financials</b>	<b>Total Giving</b>	<b>Local Expenses</b>	<b>Method</b>
1991	\$754,485	\$3,084,307		\$2,329,822	
1978	\$286,657	\$1,164,426		\$877,769	
1977	\$240,488	\$969,406		\$728,918	
1976	\$211,749	\$904,384		\$692,635	
1975	\$218,458	\$802,899		\$584,441	
1974	\$216,730	\$756,232		\$539,502	
1973	\$169,850	\$668,416		\$498,566	
1972	\$126,995	\$609,540		\$482,545	
1971	\$156,022	\$630,001		\$473,979	
1970	\$133,438	\$598,474		\$465,036	
1969	\$112,697	\$685,635		\$572,938	
1968	\$185,076	\$605,278		\$420,202	
1964	\$0	\$386,564		\$0	

	<b>Total Benevolences</b>	<b>Total Financials</b>	<b>Total Giving</b>	<b>Local Expenses</b>	<b>Method</b>
1963	\$0	\$401,671		\$0	
1962	\$0	\$394,186		\$0	
1961	\$0	\$350,051		\$0	
1960	\$0	\$294,469		\$0	
1959	\$0	\$280,126		\$0	
1958	\$0	\$312,112		\$0	
1957	\$0	\$268,551		\$0	
1956	\$59,196	\$210,696		\$151,500	
1955	\$59,196	\$210,696		\$151,500	
1954	\$59,792	\$247,779		\$187,987	
1953	\$49,700	\$261,418		\$211,718	
1952	\$37,110	\$192,766		\$155,656	
1951	\$37,100	\$217,844		\$180,744	
1950	\$0	\$200,749		\$0	
1942	\$21,282	\$94,660		\$73,378	
1940	\$29,789	\$111,748		\$81,959	
1938	\$25,736	\$96,704		\$70,968	
1923	\$0	\$142,440		\$0	
1922	\$0	\$130,394		\$0	
1921	\$0	\$144,259		\$0	
1919	\$0	\$71,974		\$0	
1917	\$0	\$67,695		\$0	