



THE YEARBOOK

of American & Canadian Churches

ASSOCIATION OF STATISTICIANS OF AMERICAN RELIGIOUS BODIES

THE YEARBOOK OF AMERICAN & CANADIAN CHURCHES

Copyright © 2020 Association of Statisticians of American Religious Bodies All rights reserved.

No part of this book may be reproduced in any manner whatsoever without written permission of the publisher except in brief quotations embodied in critical articles or reviews. For more information, contact the Association of of Statisticians of American Religious Bodies

ABOUT THE YEARBOOK

The Yearbook of American & Canadian Churches has served as the definitive handbook of North American denominations since 1916. Over our 100 year history, The Yearbook has remained an authoritative source for the most accurate and complete compilation of statistical data for North American religious bodies. Now an interactive online application, The Yearbook continues to catalog census information for *** denominational religious bodies. As of 2020, the Yearbook represents ***,*** faithful members, ***,*** clergy, ***,*** congregations, **,*** educational bodies, and more than \$***,***,***,***.** in total financial commitment.

Each listing contains a brief paragraph about the religious body, contact information for the group, and informative graphs detailing current and historical statistical data. Previously stewarded by the National Council of Churches, The Yearbook is overseen by the Association of Statisticians of American Religious Bodies (ASARB). in partnership with The National Council of Churches and Lake Institute on Faith and Giving. We invite you to join our effort by adding data for your religious group, becoming an ASARB member or making a contribution to our cause.

Visit us online at www.asarb.org.

OUR PARTNERS



UNION D'EGLISES BAPTISTES FRAN'AISES AU CANADA



Headquarters

2285 Avenue Papineau
Montreal QC H2K 4J5
Canada

[\(514\)526-6643](tel:(514)526-6643)

RECEPTION@UNIONBAPTISTE.COM
<https://www.unionba...>
[Christian Protestant TO BE
ALLOCATED](mailto:TOBE@unionbaptiste.com)

Attesting Officer

REV. STEPHANE
COUTURE

Dir., Church Development

[\(514\)526-6643, ext. 204](tel:(514)526-6643)

TOBE@unionbaptiste.com

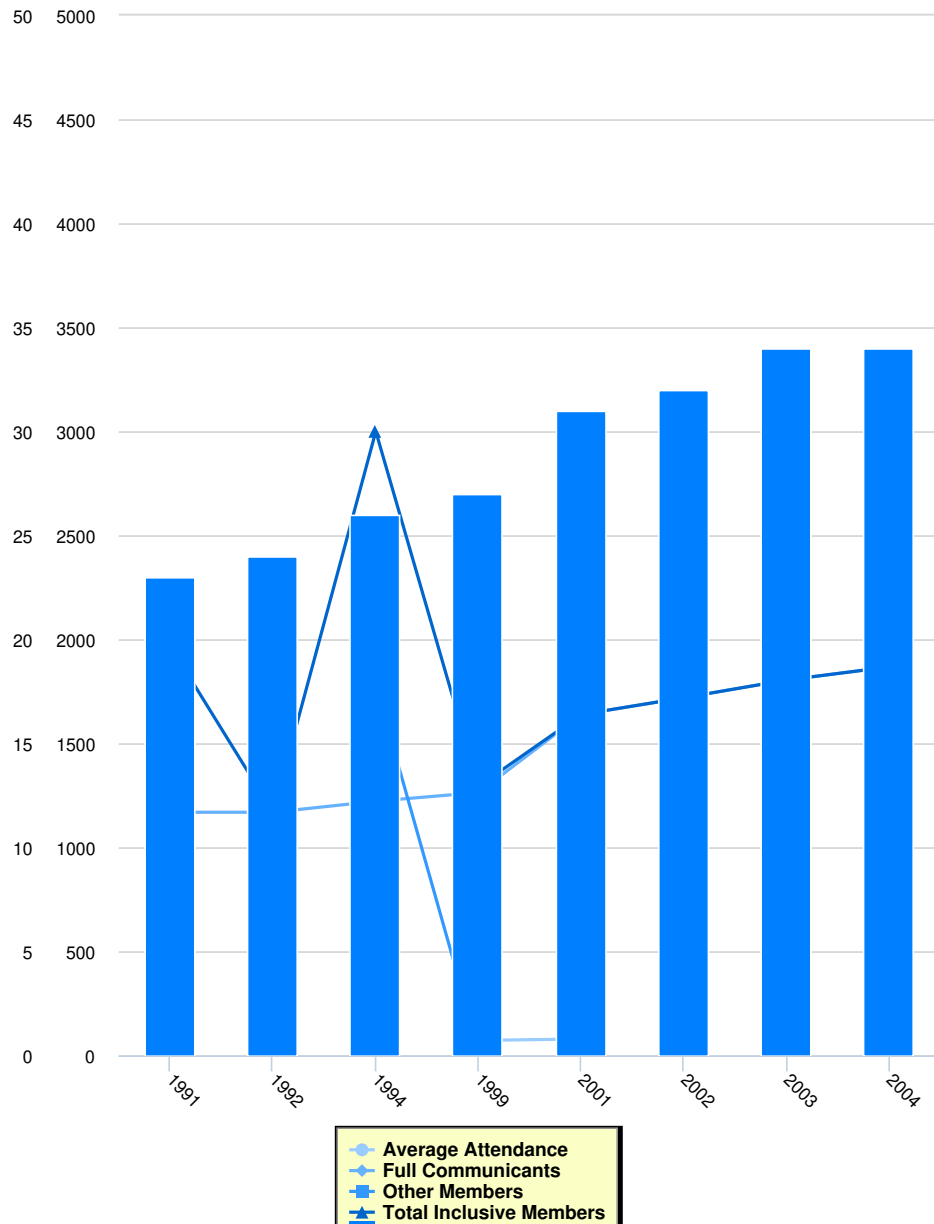
Baptist churches in French Canada first came into being through the labors of two missionaries from Switzerland, Rev. Louis Roussy and Mme. Henriette Feller, who arrived in Canada in 1835. The earliest church was organized in Grande Ligne (now St.-Blaise), Quebec in 1838.

By 1900 there were 7 churches in the province of Quebec and 13 French-language Baptist churches in the New England states. The leadership was totally French Canadian.

By 1960, the process of Americanization had caused the disappearance of the French Baptist churches in the New England states. During the 1960s, Quebec as a society, began rapidly changing in all its facets, education, politics, social values and structures. Mission, evangelism and church growth once again flourished. In 1969, in response to the new conditions, the Grande Ligne Mission passed control of its work to the newly formed Union of French Baptist Churches in Canada, which then included 8 churches. By 2005 the French Canadian Baptist movement had grown to include 34 congregations present in three provinces: Quebec, New Brunswick, and Ontario.

The Union d'Églises Baptistes Françaises au Canada is a member body of the Canadian Baptist Ministries and thus is affiliated with the Baptist World Alliance.

Membership



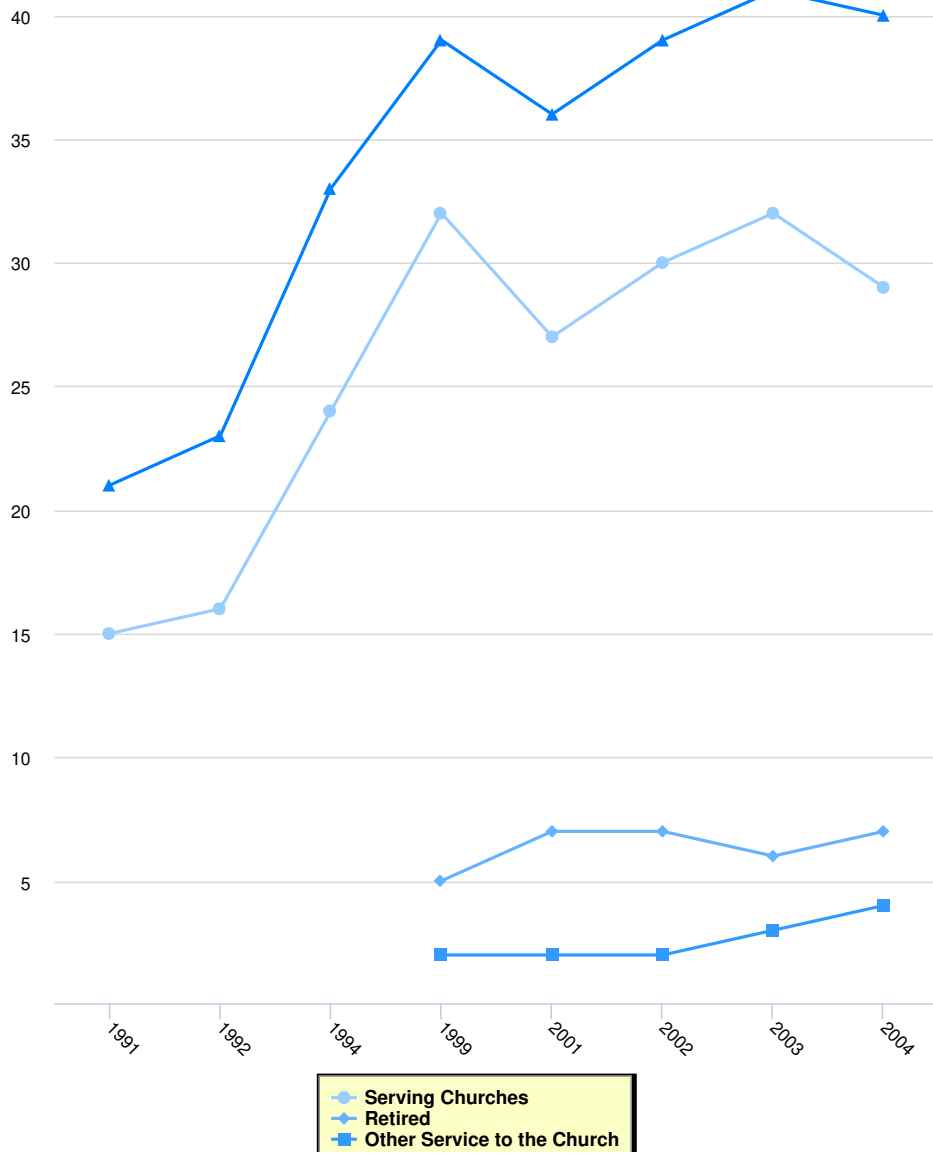
Instructions for the Chart and Legend

Simply click on the data set in the legend to make the values appear or disappear from the chart.

Membership

	Full Communicants	Average Attendance	Other Members	Total Inclusive Members	Total Churches	Membership Calculation Method
2004	1,868	2,802	0	1,868	34	
2003	1,805	0	0	1,805	34	
2002	1,720	0	0	1,720	32	
2001	1,639	79	0	1,639	31	
1999	1,264	72	30	1,294	27	
1994	1,222	0	1,778	3,000	26	
1992	1,169	0	0	1,169	24	
1991	1,169	0	800	1,969	23	

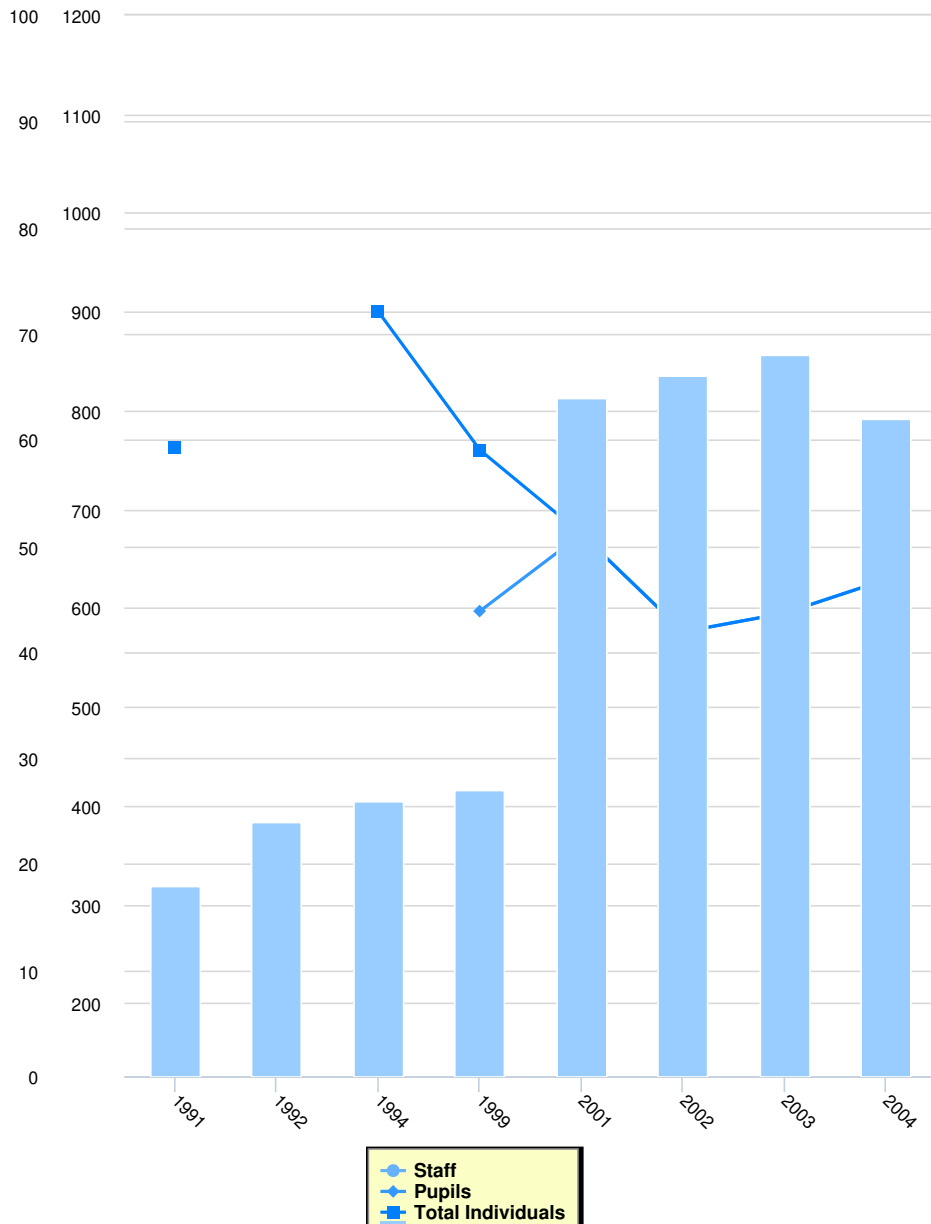
Clergy



Clergy

	Serving Churches	Retired	Other Service to the Church	Total Clergy
2004	29	7	4	40
2003	32	6	3	41
2002	30	7	2	39
2001	27	7	2	36
1999	32	5	2	39
1994	24	0	0	33
1992	16	0	0	23
1991	15	0	0	21

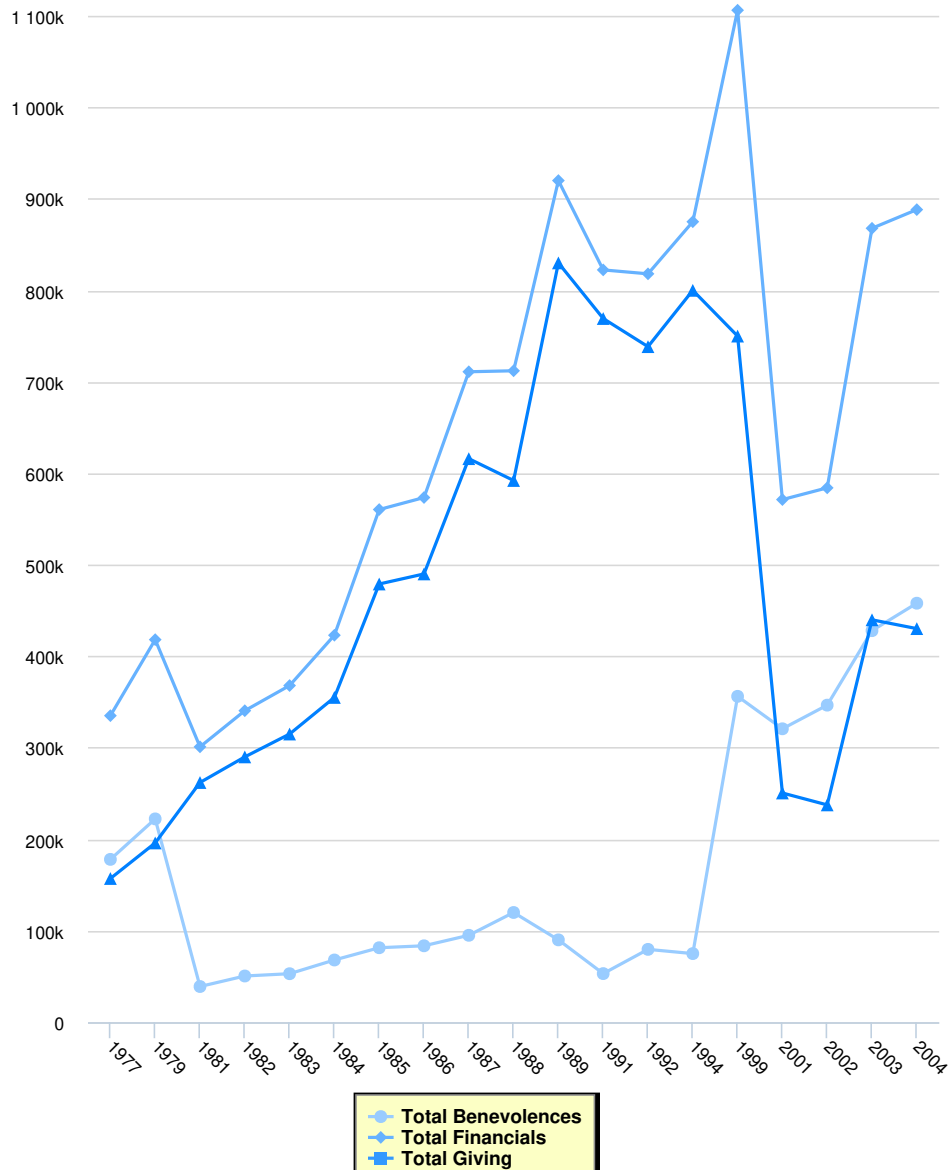
Education



Education

	Total Schools	Staff	Pupils	Total Individuals
2004	62	0	629	629
2003	68	0	595	595
2002	66	0	576	576
2001	64	0	675	675
1999	27	163	597	760
1994	26	0	0	900
1992	24	0	0	0
1991	18	0	0	763

Finance



Finance

	Total Benevolences	Total Financials	Total Giving	Local Expenses	Method
2004	\$458,000	\$888,230		\$430,230	
2003	\$428,000	\$867,852		\$439,852	
2002	\$346,575	\$584,102		\$237,527	
2001	\$320,732	\$571,279		\$250,547	
1999	\$356,209	\$1,106,209		\$750,000	
1994	\$75,000	\$875,000		\$800,000	
1992	\$79,610	\$818,057		\$738,447	
1991	\$53,126	\$822,335		\$769,209	
1989	\$90,000	\$920,000		\$830,000	
1988	\$119,925	\$712,067		\$592,142	
1987	\$95,000	\$711,000		\$616,000	
1986	\$83,520	\$573,520		\$490,000	
1985	\$81,400	\$560,400		\$479,000	

	Total Benevolences	Total Financials	Total Giving	Local Expenses	Method
1984	\$68,000	\$423,000		\$355,000	
1983	\$53,000	\$368,000		\$315,000	
1982	\$50,500	\$340,500		\$290,000	
1981	\$39,000	\$301,000		\$262,000	
1979	\$222,229	\$418,169		\$195,940	
1977	\$177,992	\$335,071		\$157,079	