



THE YEARBOOK

of American & Canadian Churches

ASSOCIATION OF STATISTICIANS OF AMERICAN RELIGIOUS BODIES

THE YEARBOOK OF AMERICAN & CANADIAN CHURCHES

Copyright © 2021 Association of Statisticians of American Religious Bodies All rights reserved.

No part of this book may be reproduced in any manner whatsoever without written permission of the publisher except in brief quotations embodied in critical articles or reviews. For more information, contact the Association of of Statisticians of American Religious Bodies

ABOUT THE YEARBOOK

The Yearbook of American & Canadian Churches has served as the definitive handbook of North American denominations since 1916. Over our 100 year history, The Yearbook has remained an authoritative source for the most accurate and complete compilation of statistical data for North American religious bodies. Now an interactive online application, The Yearbook continues to catalog census information for *** denominational religious bodies. As of 2020, the Yearbook represents ***,*** faithful members, ***,*** clergy, ***,*** congregations, **,*** educational bodies, and more than \$***,***,***,***.** in total financial commitment.

Each listing contains a brief paragraph about the religious body, contact information for the group, and informative graphs detailing current and historical statistical data. Previously stewarded by the National Council of Churches, The Yearbook is overseen by the Association of Statisticians of American Religious Bodies (ASARB). in partnership with The National Council of Churches and Lake Institute on Faith and Giving. We invite you to join our effort by adding data for your religious group, becoming an ASARB member or making a contribution to our cause.

Visit us online at www.asarb.org.

OUR PARTNERS



CHURCHES OF CHRIST



Headquarters

Gospel Advocate
1006 Elm Hill Pike
Nashville, TN 37102
United States
[\(800\) 251-8446](tel:(800)251-8446)
info@church-of-christ.org
[https://church-of-c...](https://church-of-christ.org)
[Christian Protestant TO BE
ALLOCATED](https://church-of-christ.org)

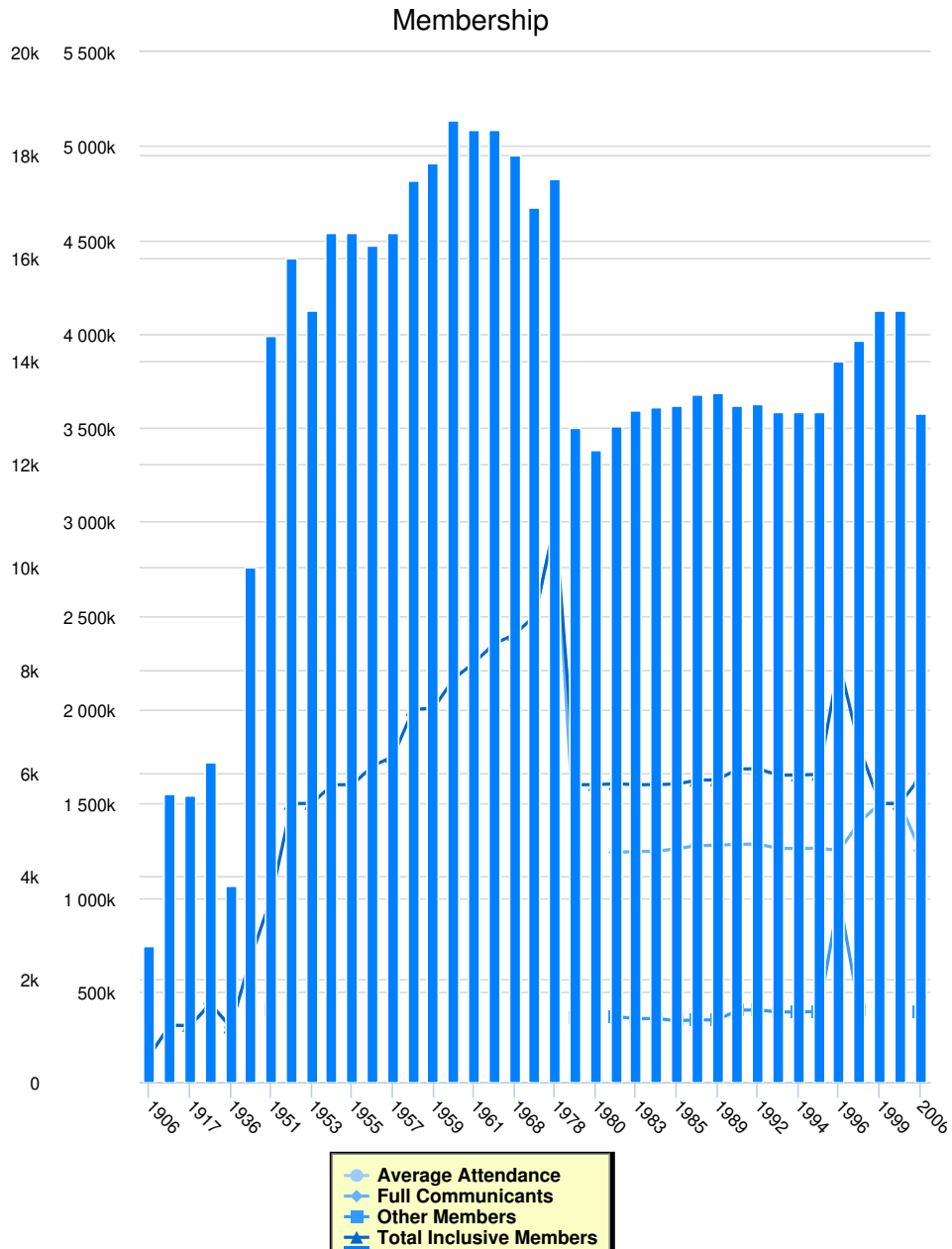
Attesting Officer

STEVE DENNIE
Communications Director
[\(260\)356-2312](tel:(260)356-2312)
steve@ub.org

Media Contact

MR. NEIL ANDERSON

Churches of Christ are autonomous congregations whose members follow the Bible alone in matters of faith and practice. There are no central offices or officers. Publications and institutions related to the churches are either under local congregational control or are independent of any congregation. Churches of Christ shared a common fellowship in the 19th century with the Christian Churches/Churches of Christ and the Christian Church (Disciples of Christ). This fellowship ended in the decades following the American Civil War due to erosion of confidence in Scripture among many of those who formed denominational ties. This shift in belief embraced theistic evolution, doubted the complete truth of Scripture, and permitted practices foreign to the New Testament into the work and worship of the church. Chief among the changes in practice were using instrumental music in worship, permitting women to officiate in worship services, and conducting the work of the church through centralized agencies. Churches of Christ, following this division, remained strongly united in their belief in the inerrancy and sufficiency of Scripture. From this standpoint, they affirm faith in one God who subsists in three persons: Father, Son, and Holy Spirit; they teach that salvation is through the sacrificial death of Christ and is available to all who come to God through repentance and faith, initially expressed through confession of faith and baptism by immersion. Churches of Christ follow the New Testament pattern to direct every facet of the teaching and work of the church.



Instructions for the Chart and Legend

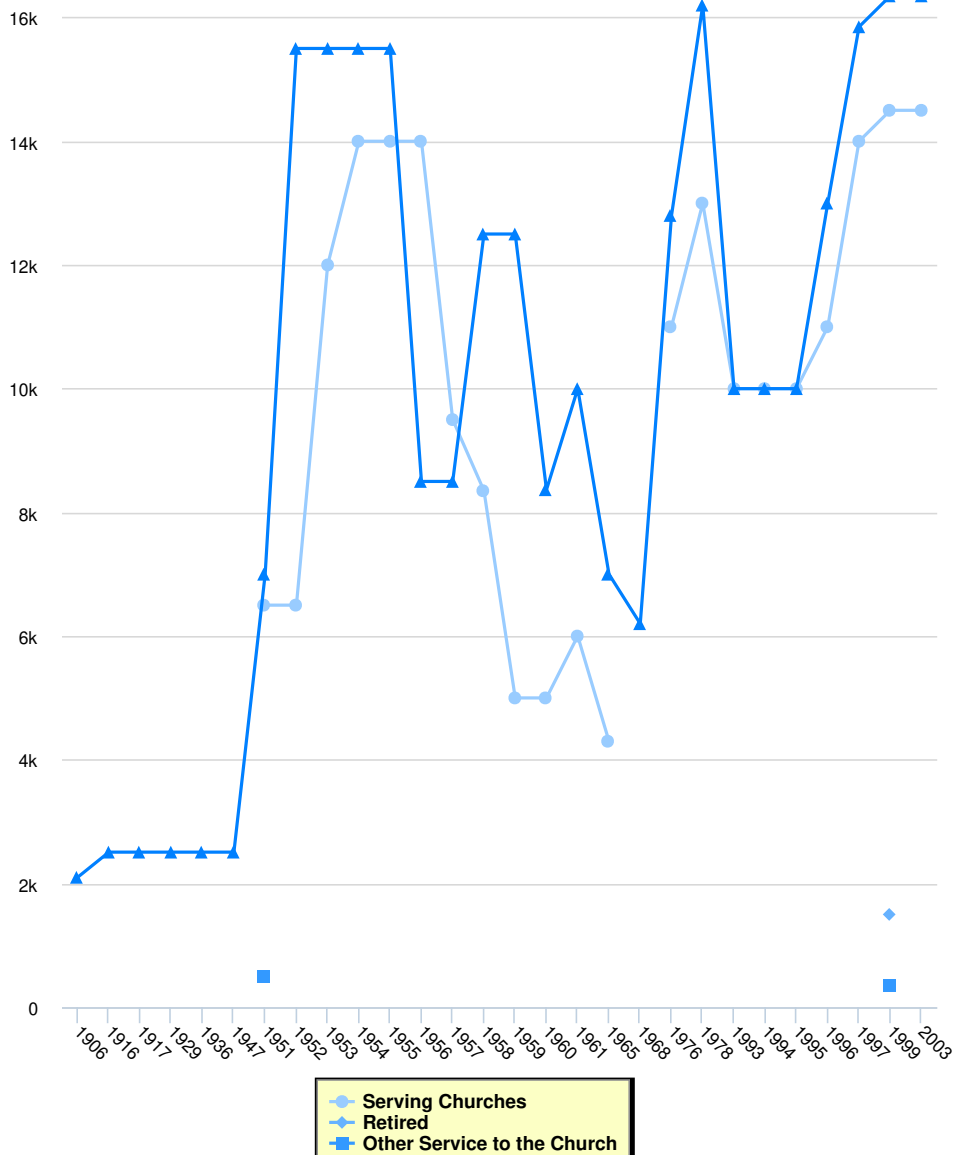
Simply click on the data set in the legend to make the values appear or disappear from the chart.

Membership

	Full Communicants	Average Attendance	Other Members	Total Inclusive Members	Total Churches	Membership Calculation Method
2006	1,250,000	0	389,495	1,639,495	13,000	
2003	1,500,000	0	0	1,500,000	15,000	
1999	1,500,000	1,250,000	0	1,500,000	15,000	
1997	1,400,000	0	400,000	1,800,000	14,400	
1996	1,250,000	0	1,000,000	2,250,000	14,000	
1995	1,262,000	0	393,000	1,655,000	13,020	
1994	1,260,838	0	390,265	1,651,103	13,013	
1993	1,260,838	0	390,265	1,651,103	13,013	
1992	1,284,056	0	400,816	1,684,872	13,174	
1990	1,282,972	0	400,374	1,683,346	13,134	

	Full Communicants	Average Attendance	Other Members	Total Inclusive Members	Total Churches	Membership Calculation Method
1989	1,278,000	0	348,000	1,626,000	13,375	
1987	1,275,533	0	348,221	1,623,754	13,364	
1985	1,260,000	0	344,000	1,604,000	13,150	
1984	1,245,250	0	355,250	1,600,500	13,100	
1983	1,244,904	0	355,096	1,600,000	13,056	
1982	1,240,000	0	365,000	1,605,000	12,750	
1980	0	0	0	1,600,222	12,271	
1979	1,240,000	0	360,000	1,600,000	12,700	
1978	3,000,000	0	0	3,000,000	17,550	
1976	2,500,000	0	0	2,500,000	17,000	
1968	0	0	0	2,400,000	18,000	
1965	0	0	0	2,350,000	18,500	
1961	0	0	0	2,250,000	18,500	
1960	0	0	0	2,163,493	18,680	
1959	0	0	0	2,007,650	17,850	
1958	0	0	0	2,000,000	17,500	
1957	0	0	0	1,750,000	16,500	
1956	0	0	0	1,700,000	16,250	
1955	0	0	0	1,600,000	16,500	
1954	0	0	0	1,600,000	16,500	
1953	0	0	0	1,500,000	15,000	
1952	0	0	0	1,500,000	16,000	
1951	600,000	0	400,000	1,000,000	14,500	
1947	0	0	0	682,172	10,000	
1936	309,551	0	0	309,551	3,815	
1929	433,714	0	0	433,714	6,226	
1917	317,937	0	0	317,937	5,570	
1916	319,211	0	0	319,211	5,598	
1906	159,658	0	0	159,658	2,649	

Clergy

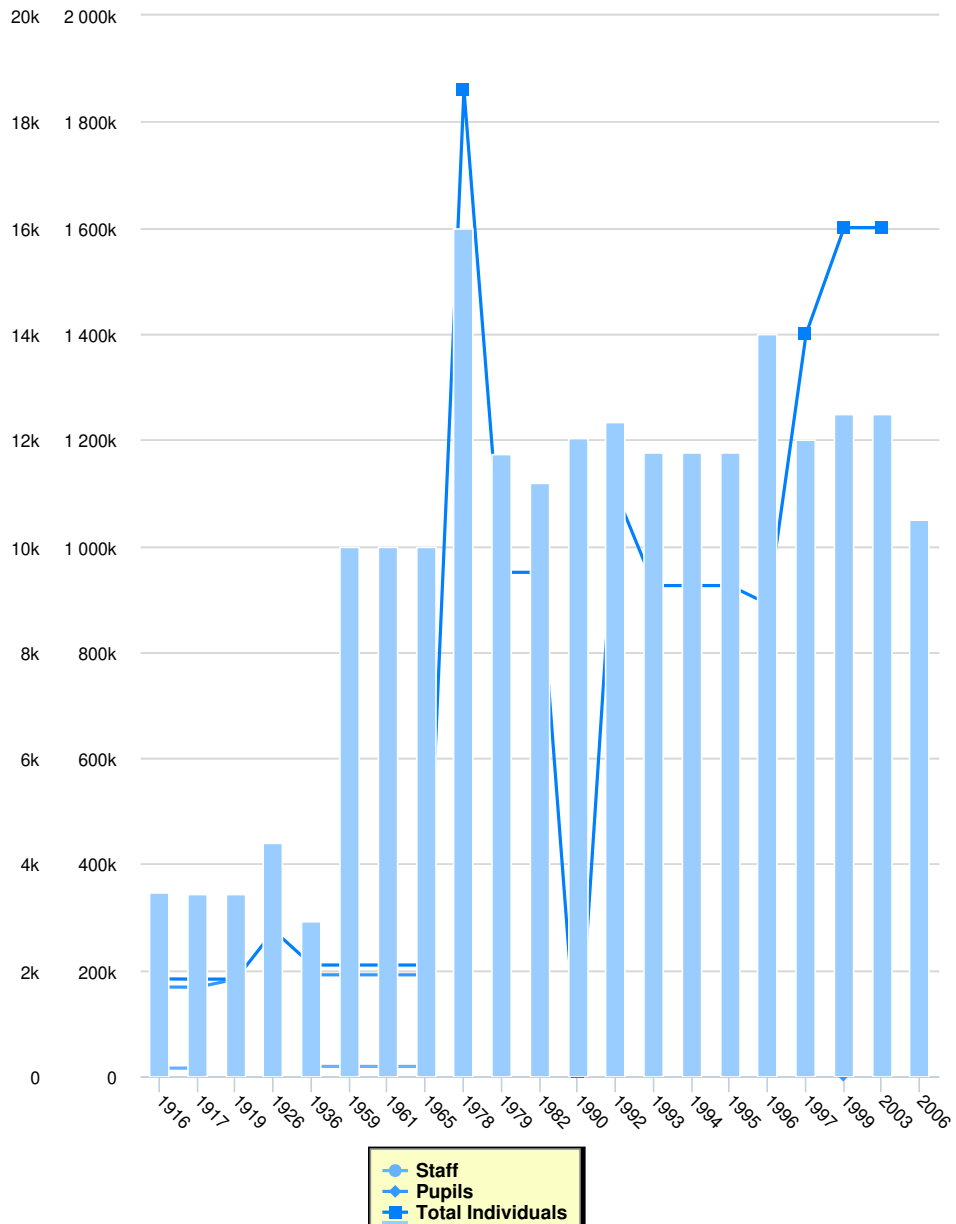


Clergy

	Serving Churches	Retired	Other Service to the Church	Total Clergy
2003	14,500	0	0	16,350
1999	14,500	1,500	350	16,350
1997	14,000	0	0	15,850
1996	11,000	0	0	13,000
1995	10,000	0	0	10,000
1994	10,000	0	0	10,000
1993	10,000	0	0	10,000
1978	13,000	0	0	16,200
1976	11,000	0	0	12,800
1968	0	0	0	6,200
1965	4,300	0	0	7,000
1961	6,000	0	0	10,000
1960	5,000	0	0	8,366
1959	5,000	0	0	12,500

	Serving Churches	Retired	Other Service to the Church	Total Clergy
1958	8,350	0	0	12,500
1957	9,500	0	0	8,500
1956	14,000	0	0	8,500
1955	14,000	0	0	15,500
1954	14,000	0	0	15,500
1953	12,000	0	0	15,500
1952	6,500	0	0	15,500
1951	6,500	0	500	7,000
1947	0	0	0	2,507
1936	0	0	0	2,507
1929	0	0	0	2,507
1917	0	0	0	2,507
1916	0	0	0	2,507
1906	0	0	0	2,100

Education

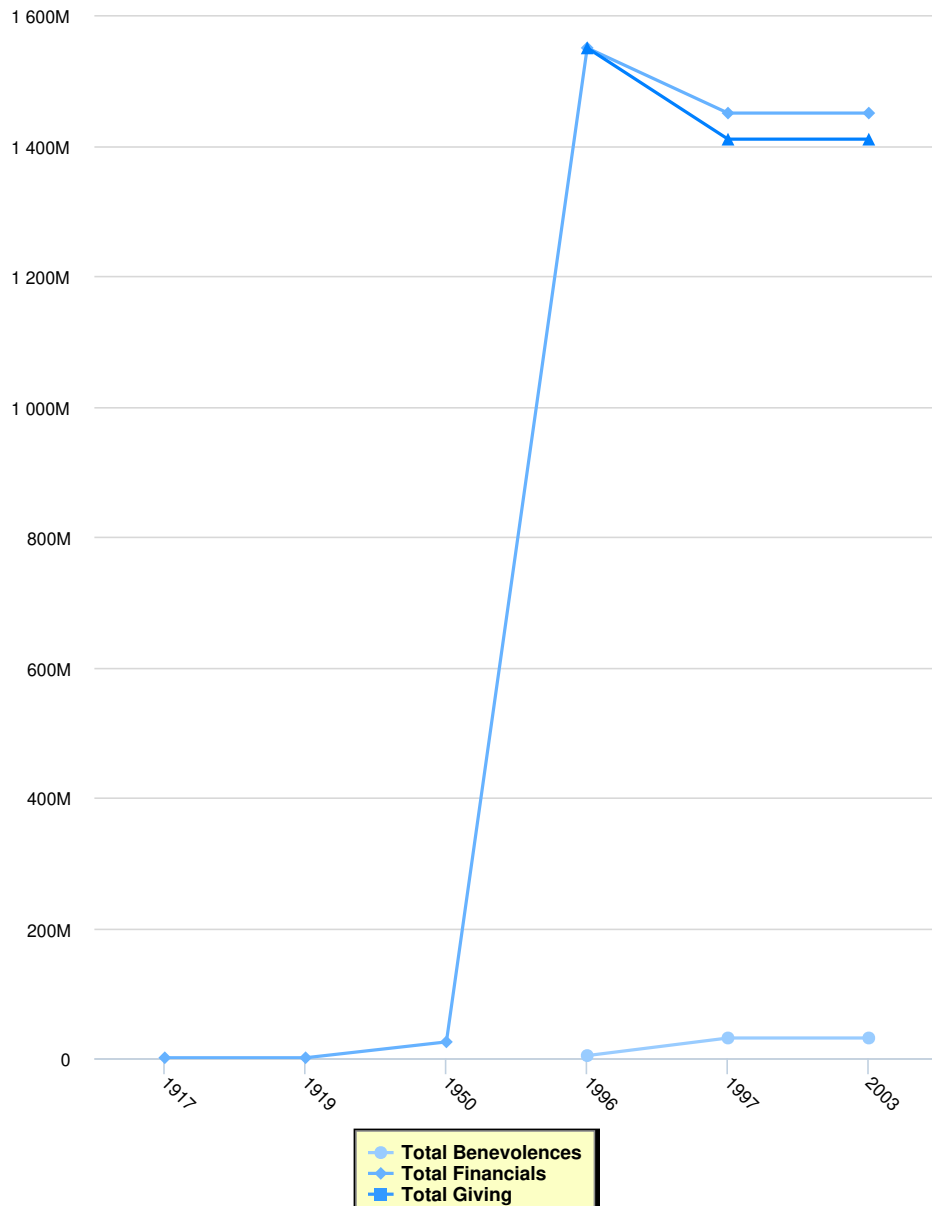


Education

	Total Schools	Staff	Pupils	Total Individuals
2006	10,500	0	0	0
2003	12,500	0	0	1,600,000
1999	12,500	100,000	1,999	1,600,000
1997	12,000	0	0	1,400,000
1996	14,000	0	0	890,000
1995	11,750	0	0	925,000
1994	11,750	0	0	925,000
1993	11,750	0	0	925,000
1992	12,350	0	0	1,100,000
1990	12,030	0	0	8,000
1982	11,200	0	0	950,000
1979	11,725	0	0	950,000
1978	16,000	0	0	1,860,000

	Total Schools	Staff	Pupils	Total Individuals
1965	10,000	18,465	191,150	209,615
1961	10,000	18,465	191,150	209,615
1959	10,000	18,465	191,150	209,615
1936	2,935	18,465	191,150	209,615
1926	4,403	0	0	274,571
1919	3,441	0	183,022	183,022
1917	3,441	15,213	167,809	183,022
1916	3,456	15,303	168,154	183,457

Finance



Finance

	Total Benevolences	Total Financials	Total Giving	Local Expenses	Method
2003	\$31,000,000	\$1,450,000,000		\$1,410,000,000	
1997	\$31,000,000	\$1,450,000,000		\$1,410,000,000	
1996	\$4,000,000	\$1,550,000,000		\$1,550,000,000	
1950	\$0	\$25,000,000		\$0	
1919	\$0	\$679,091		\$0	
1917	\$0	\$679,191		\$0	