



THE YEARBOOK

of American & Canadian Churches

ASSOCIATION OF STATISTICIANS OF AMERICAN RELIGIOUS BODIES

THE YEARBOOK OF AMERICAN & CANADIAN CHURCHES

Copyright © 2020 Association of Statisticians of American Religious Bodies All rights reserved.

No part of this book may be reproduced in any manner whatsoever without written permission of the publisher except in brief quotations embodied in critical articles or reviews. For more information, contact the Association of of Statisticians of American Religious Bodies

ABOUT THE YEARBOOK

The Yearbook of American & Canadian Churches has served as the definitive handbook of North American denominations since 1916. Over our 100 year history, The Yearbook has remained an authoritative source for the most accurate and complete compilation of statistical data for North American religious bodies. Now an interactive online application, The Yearbook continues to catalog census information for *** denominational religious bodies. As of 2020, the Yearbook represents ***,*** faithful members, ***,*** clergy, ***,*** congregations, **,*** educational bodies, and more than \$***,***,***,***.** in total financial commitment.

Each listing contains a brief paragraph about the religious body, contact information for the group, and informative graphs detailing current and historical statistical data. Previously stewarded by the National Council of Churches, The Yearbook is overseen by the Association of Statisticians of American Religious Bodies (ASARB). in partnership with The National Council of Churches and Lake Institute on Faith and Giving. We invite you to join our effort by adding data for your religious group, becoming an ASARB member or making a contribution to our cause.

Visit us online at www.asarb.org.

OUR PARTNERS



APOSTOLIC FAITH MISSION CHURCH OF GOD



Headquarters

806 Muscogee Rd.
Cantonment, FL 32533
United States
ladyofjoy@att.net
[Christian Protestant TO BE
ALLOCATED](#)

Attesting Officer

MS. CHERRYL WOODS
National Sunday School
Supt
[\(205\)833-0460](tel:(205)833-0460)

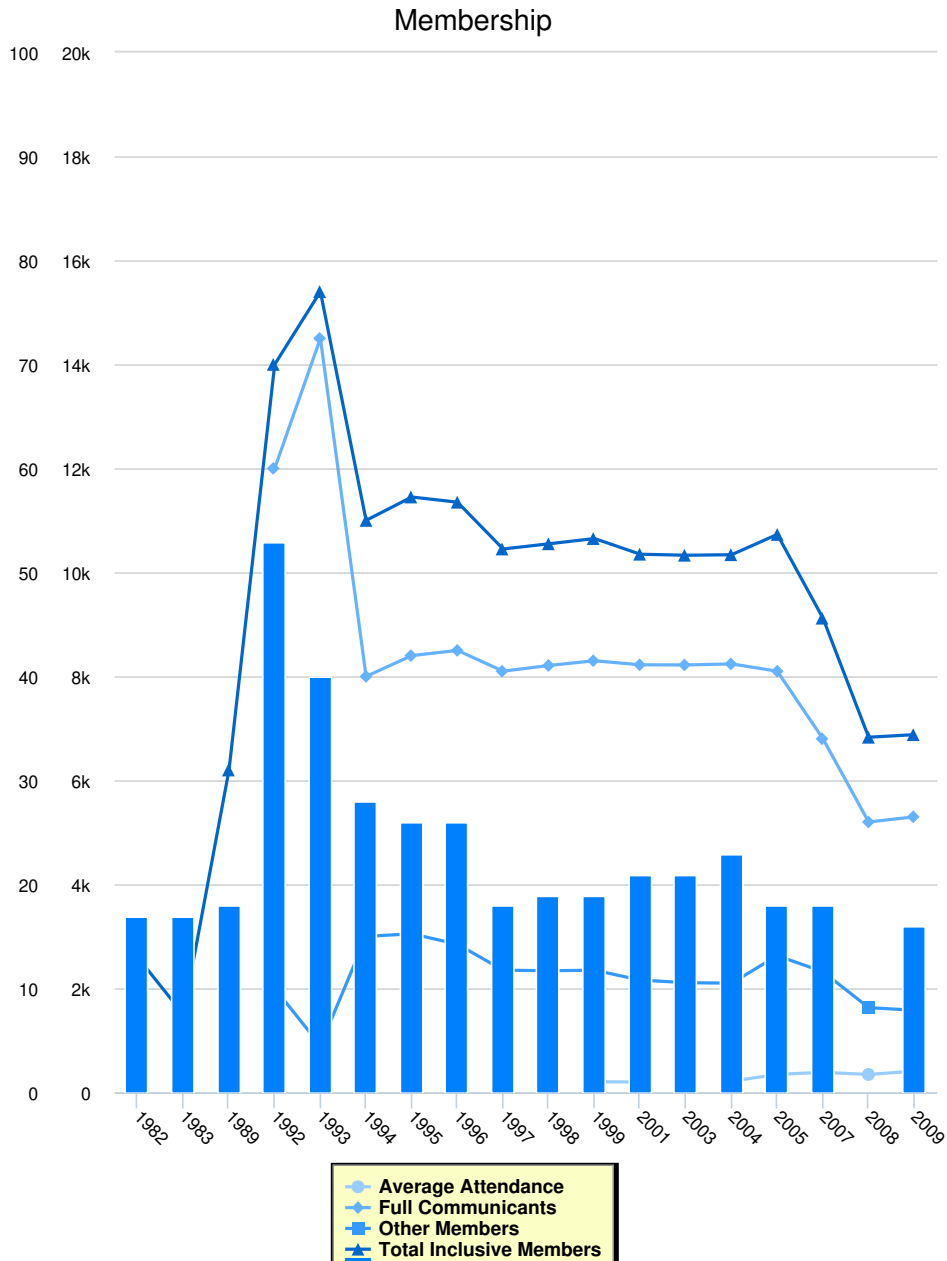
Media Contact

NATL. SUNDAY SCHOOL
SUPT., BISHOP THOMAS
BROOKS

The Apostolic Faith Mission Church of God was founded and organized July 10, 1906, by Bishop F. W. Williams in Mobile, Alabama.

Bishop Williams was saved and filled with the Holy Ghost at a revival in Los Angeles under Elder W. J. Seymour of The Divine Apostolic Faith Movement. After being called into the ministry, Bishop Williams went out to preach the gospel in Mississippi, then moved on to Mobile.

On Oct. 9, 1915, the Apostolic Faith Mission Church of God was incorporated in Mobile under Bishop Williams, who was also the general overseer of this church.



Instructions for the Chart and Legend

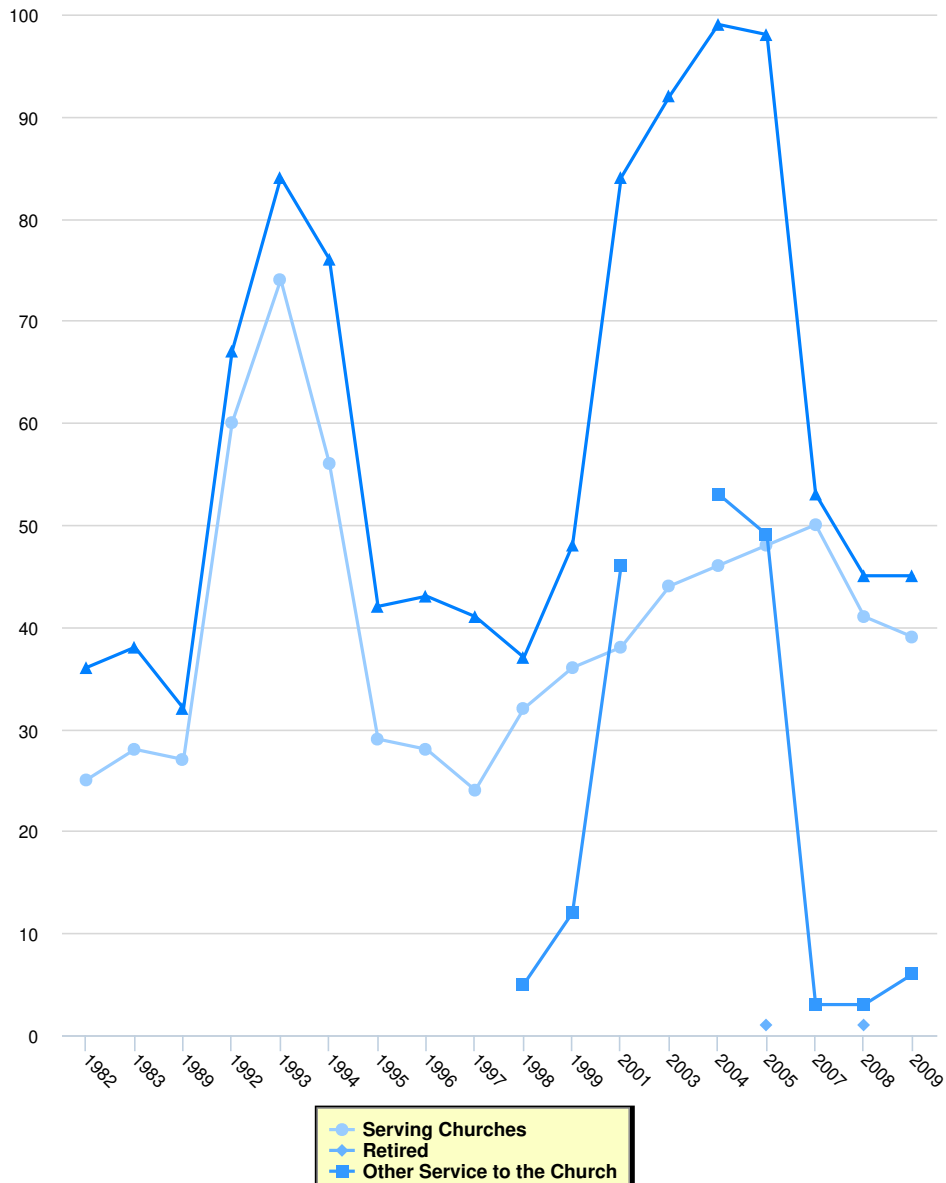
Simply click on the data set in the legend to make the values appear or disappear from the chart.

Membership

	Full Communicants	Average Attendance	Other Members	Total Inclusive Members	Total Churches	Membership Calculation Method
2009	5,300	410	1,580	6,880	16	
2008	5,200	345	1,630	6,830	0	
2007	6,800	386	2,320	9,120	18	
2005	8,100	346	2,630	10,730	18	
2004	8,240	216	2,100	10,340	23	
2003	8,220	0	2,110	10,330	21	
2001	8,223	200	2,160	10,350	21	
1999	8,301	205	2,350	10,651	19	
1998	8,210	0	2,340	10,550	19	
1997	8,100	0	2,350	10,450	18	

	Full Communicants	Average Attendance	Other Members	Total Inclusive Members	Total Churches	Membership Calculation Method
1996	8,500	0	2,850	11,350	26	
1995	8,400	0	3,050	11,450	26	
1994	8,000	0	3,000	11,000	28	
1993	14,500	0	900	15,400	40	
1992	12,000	0	2,000	14,000	53	
1989	0	0	0	6,200	18	
1983	0	0	0	1,500	17	
1982	1,700	0	900	2,600	17	

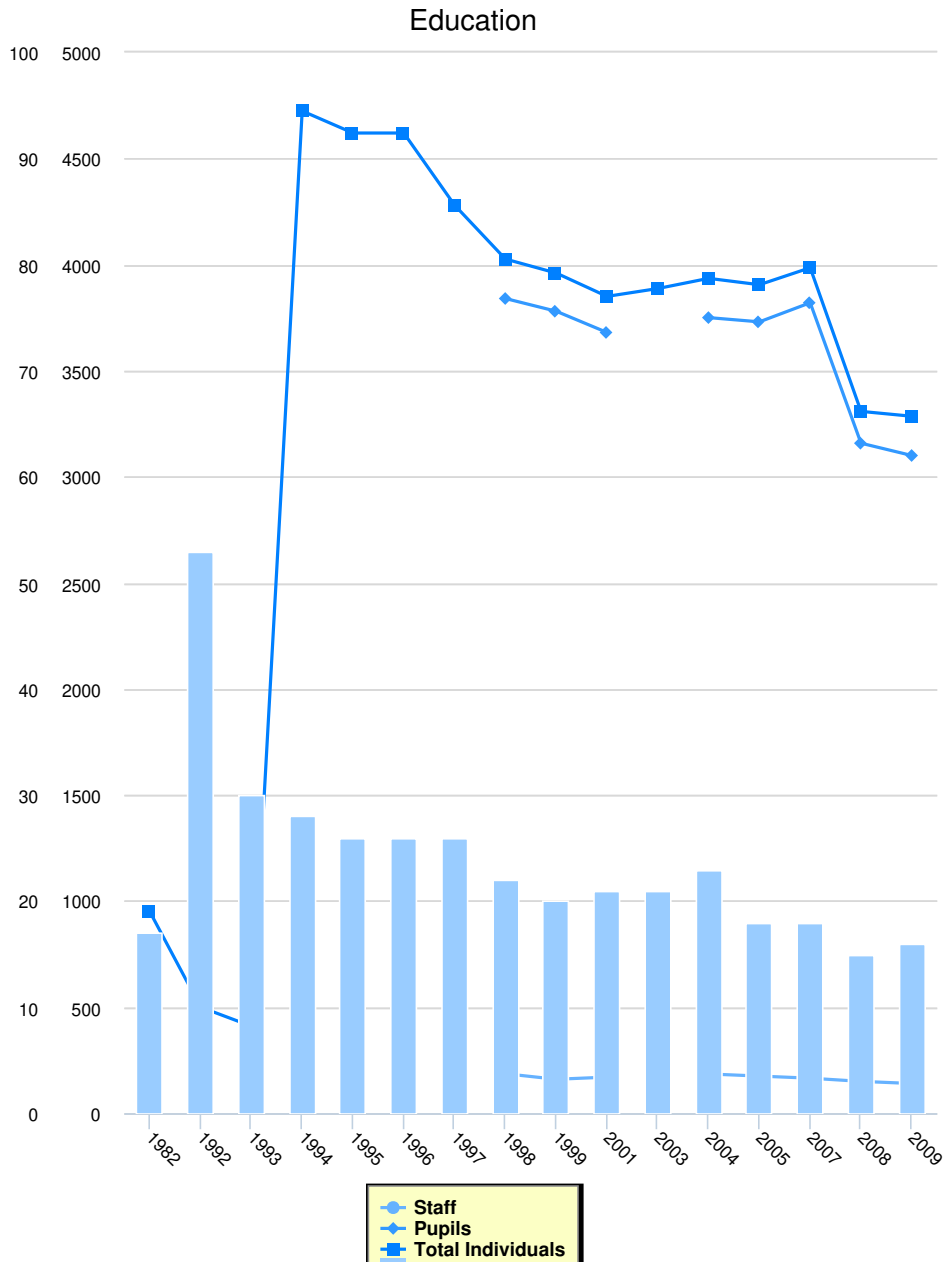
Clergy



Clergy

	Serving Churches	Retired	Other Service to the Church	Total Clergy
2009	39	0	6	45
2008	41	1	3	45
2007	50	0	3	53
2005	48	1	49	98
2004	46	0	53	99
2003	44	0	0	92
2001	38	0	46	84
1999	36	0	12	48
1998	32	0	5	37
1997	24	0	0	41
1996	28	0	0	43
1995	29	0	0	42
1994	56	0	0	76
1993	74	0	0	84

	Serving Churches	Retired	Other Service to the Church	Total Clergy
1992	60	0	0	67
1989	27	0	0	32
1983	28	0	0	38
1982	25	0	0	36

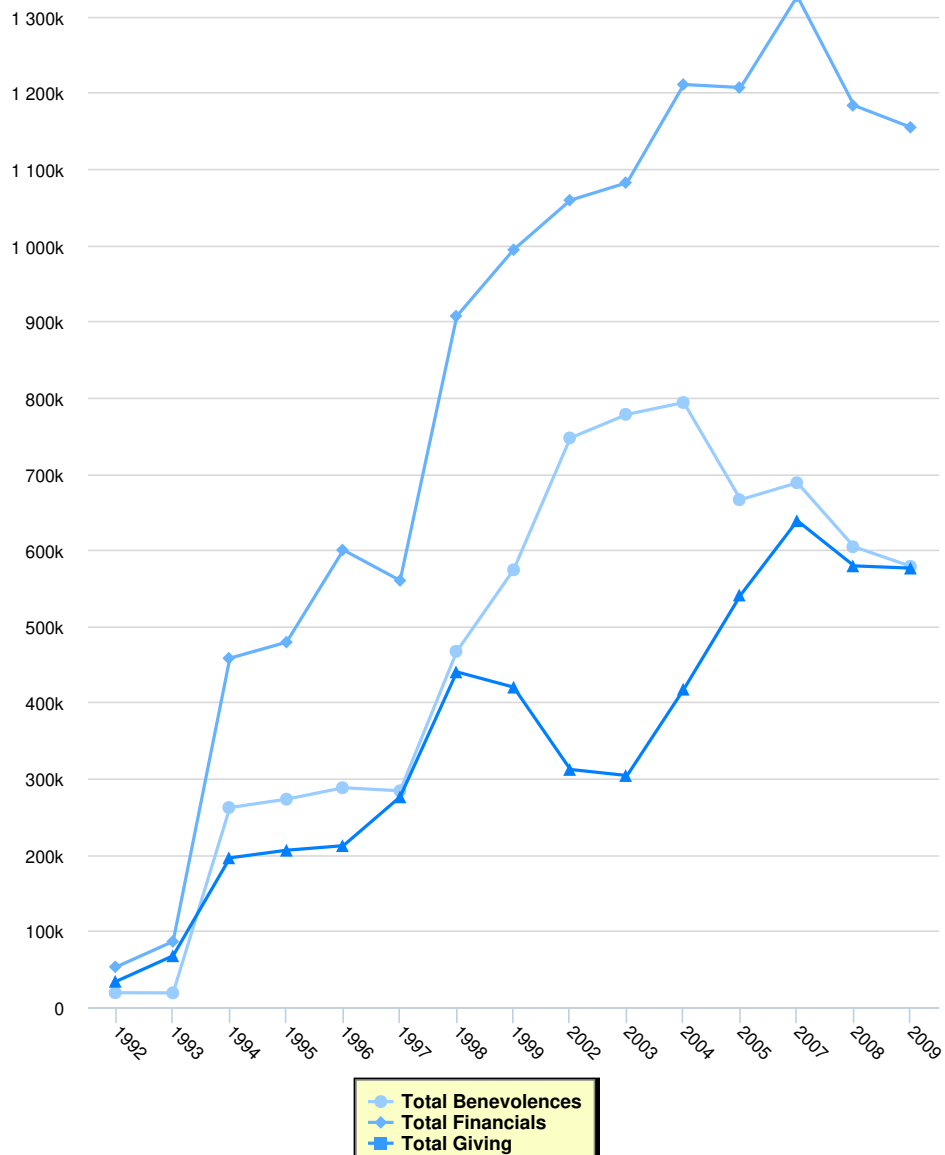


Education

	Total Schools	Staff	Pupils	Total Individuals
2009	16	140	3,100	3,285
2008	15	150	3,158	3,308
2007	18	165	3,820	3,985
2005	18	175	3,730	3,905
2004	23	185	3,750	3,935
2003	21	0	0	3,887
2001	21	170	3,680	3,850
1999	20	160	3,780	3,960
1998	22	186	3,840	4,026
1997	26	0	0	4,280
1996	26	0	0	4,620
1995	26	0	0	4,620
1994	28	0	0	4,724

	Total Schools	Staff	Pupils	Total Individuals
1993	30	0	0	410
1992	53	0	0	500
1982	17	0	0	950

Finance



Finance

	Total Benevolences	Total Financials	Total Giving	Local Expenses	Method
2009	\$578,486	\$1,154,686		\$576,200	
2008	\$604,226	\$1,183,346		\$579,120	
2007	\$688,226	\$1,326,647		\$638,421	
2005	\$666,000	\$1,206,839		\$540,839	
2004	\$793,500	\$1,210,831		\$417,331	
2003	\$778,000	\$1,082,000		\$304,000	
2002	\$747,000	\$1,059,000		\$312,000	
1999	\$574,000	\$994,000		\$420,000	
1998	\$467,000	\$907,000		\$440,000	
1997	\$284,000	\$560,000		\$276,000	
1996	\$288,000	\$600,000		\$212,000	
1995	\$273,000	\$479,000		\$206,000	
1994	\$262,000	\$458,000		\$196,000	

	Total Benevolences	Total Financials	Total Giving	Local Expenses	Method
1993	\$18,800	\$86,300		\$67,500	
1992	\$19,000	\$53,000		\$34,000	