



# **THE YEARBOOK**

of American & Canadian Churches

ASSOCIATION OF STATISTICIANS OF AMERICAN RELIGIOUS BODIES

# THE YEARBOOK OF AMERICAN & CANADIAN CHURCHES

Copyright © 2021 Association of Statisticians of American Religious Bodies All rights reserved.

No part of this book may be reproduced in any manner whatsoever without written permission of the publisher except in brief quotations embodied in critical articles or reviews. For more information, contact the Association of of Statisticians of American Religious Bodies

## ABOUT THE YEARBOOK

The Yearbook of American & Canadian Churches has served as the definitive handbook of North American denominations since 1916. Over our 100 year history, The Yearbook has remained an authoritative source for the most accurate and complete compilation of statistical data for North American religious bodies. Now an interactive online application, The Yearbook continues to catalog census information for \*\*\* denominational religious bodies. As of 2020, the Yearbook represents \*\*\*,\*\*\* faithful members, \*\*\*,\*\*\* clergy, \*\*\*,\*\*\* congregations, \*\*,\*\*\* educational bodies, and more than \$\*\*\*,\*\*\*,\*\*\*,\*\*\*.\*\* in total financial commitment.

Each listing contains a brief paragraph about the religious body, contact information for the group, and informative graphs detailing current and historical statistical data. Previously stewarded by the National Council of Churches, The Yearbook is overseen by the Association of Statisticians of American Religious Bodies (ASARB). in partnership with The National Council of Churches and Lake Institute on Faith and Giving. We invite you to join our effort by adding data for your religious group, becoming an ASARB member or making a contribution to our cause.

Visit us online at [www.asarb.org](http://www.asarb.org).

## OUR PARTNERS



## REFORMED CHURCH IN CANADA



**Headquarters**  
4500 60th St., SE  
Grand Rapids, MI 49512  
United States  
[webservant@rca.org](mailto:webservant@rca.org)  
<https://www.rca.org/>  
[Christian Protestant TO BE  
ALLOCATED](#)

**Attesting Officer**  
DEBORAH MORRIS  
Manager of Administrative  
Services  
[\(212\)870-3320](tel:(212)870-3320)  
[dmorris@rca.org](mailto:dmorris@rca.org)

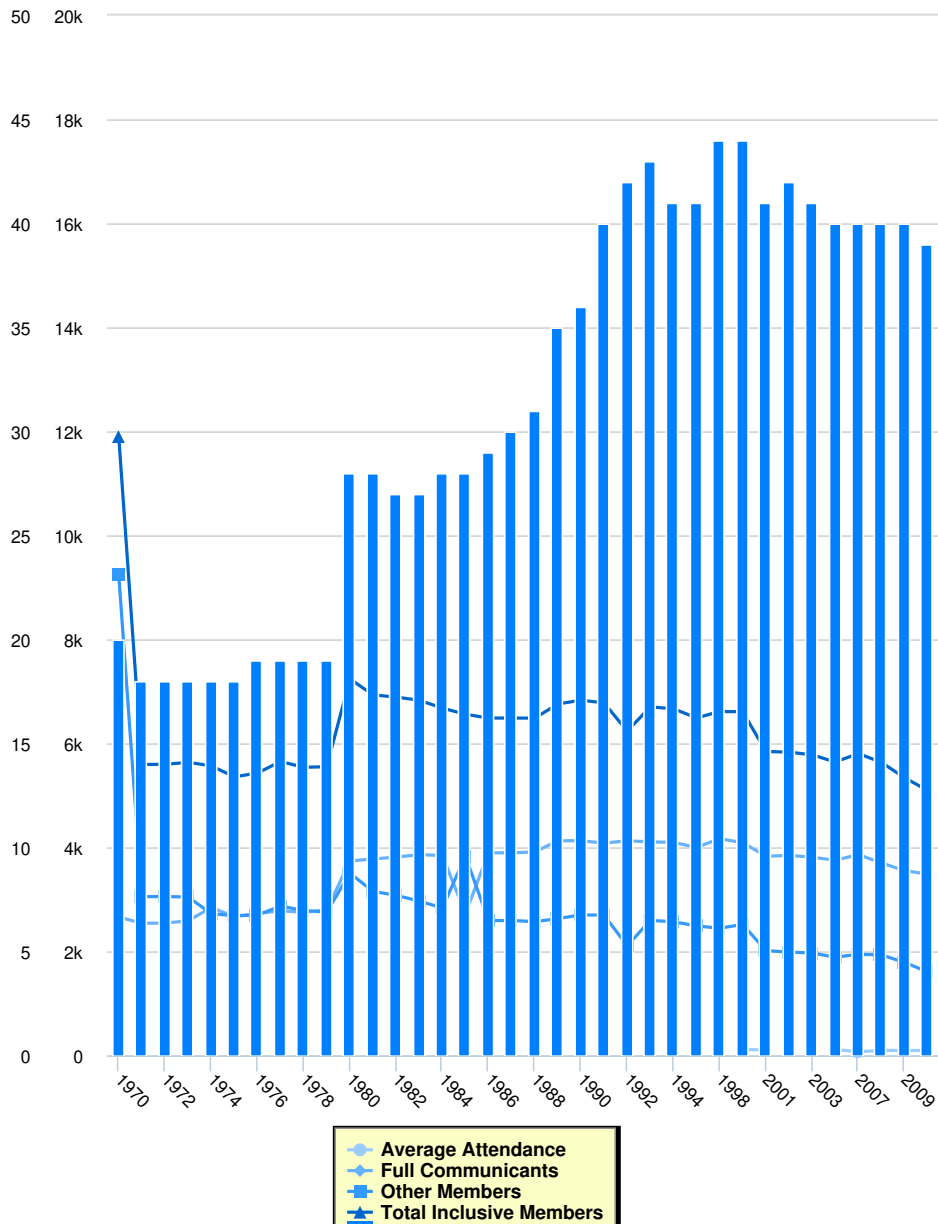
**Media Contact**  
PAUL BOICE

The Canadian region of the Reformed Church in America was organized under the General Synod of the Reformed Church in America. The RCA in Canada has 40 churches which includes three classes (lower assemblies). The Reformed churches in Canada are member congregations of the Reformed Church in America and the Regional Synod of Canada (one of eight RCA regional synods established by its General Synod) and three classes, Ontario, Canadian Prairies and British Columbia.

The first ordained minister, Domine Jonas Micahelius, arrive in New Amsterdam from The Netherlands in 1628. Throughout the colonial period, the Reformed Church lived under the authority of the Classis of Amsterdam. Its churches were clustered in New York and New Jersey. Under the leadership of Rev. John Livingston, it became a denomination independent of the authority of the Classis of Amsterdam in 1776. Its geographical base was broadened in the 19th century by the immigration of Reformed Dutch and German settlers in the midwestern United States. The Reformed Church now spans the United States and Canada. The Reformed Church in America accepts as its standards of faith the Heidelberg Catechism, Belgic Confession and Canons of Dort. It has a rich heritage of world mission activity. It claims to be loyal to Reformed tradition which emphasizes obedience to God in all aspects of life.

Although the Reformed Church in America has worked in close cooperation with other churches, it has never entered into merger with any other denomination. It is a member of the World Alliance of Reformed Churches, the World Council of Churches and the National Council of the Churches of Christ in the United States of America. In 1998 it also entered into a relationship of full communion with the Evangelical Lutheran Church in America, Presbyterian Church (U.S.A.), and the United Church of Christ by way of the Formula of Agreement. It also entered into full communion with the Christian Reformed Church in North America in 2005.

## Membership



### Instructions for the Chart and Legend

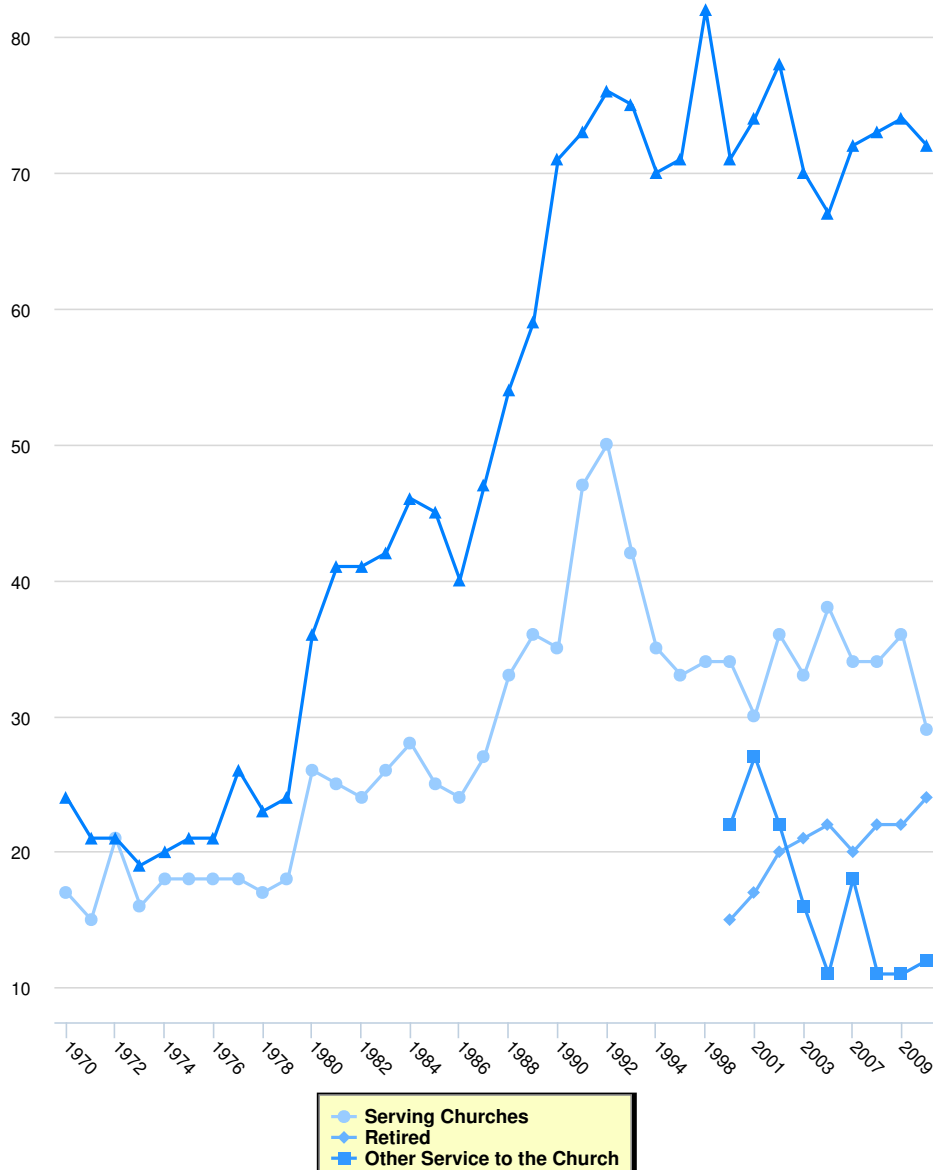
Simply click on the data set in the legend to make the values appear or disappear from the chart.

#### Membership

	Full Communicants	Average Attendance	Other Members	Total Inclusive Members	Total Churches	Membership Calculation Method
2010	3,488	95	1,607	5,095	39	
2009	3,552	95	1,788	5,340	40	
2008	3,702	97	1,933	5,635	40	
2007	3,861	69	1,944	5,805	40	
2004	3,753	114	1,889	5,642	40	
2003	3,812	0	1,969	5,781	41	
2002	3,846	0	1,986	5,832	42	
2001	3,830	107	2,015	5,845	41	
1999	4,091	112	2,518	6,609	44	
1998	4,167	0	2,446	6,613	44	

	<b>Full Communicants</b>	<b>Average Attendance</b>	<b>Other Members</b>	<b>Total Inclusive Members</b>	<b>Total Churches</b>	<b>Membership Calculation Method</b>
1995	4,000	0	2,490	6,490	41	
1994	4,096	0	2,571	6,667	41	
1993	4,106	0	2,596	6,702	43	
1992	4,128	0	2,108	6,236	42	
1991	4,082	0	2,697	6,779	40	
1990	4,129	0	2,702	6,831	36	
1989	4,127	0	2,631	6,758	35	
1988	3,914	0	2,572	6,486	31	
1987	3,893	0	2,595	6,488	30	
1986	3,897	0	2,590	6,487	29	
1985	2,728	0	3,833	6,561	28	
1984	3,844	0	2,835	6,679	28	
1983	3,861	0	2,969	6,830	27	
1982	3,813	0	3,078	6,891	27	
1981	3,778	0	3,155	6,933	28	
1980	3,738	0	3,503	7,241	28	
1979	2,798	0	2,753	5,551	19	
1978	2,753	0	2,788	5,541	19	
1977	2,780	0	2,871	5,651	19	
1976	2,730	0	2,700	5,430	19	
1975	2,671	0	2,685	5,356	18	
1974	2,843	0	2,727	5,570	18	
1973	2,588	0	3,047	5,635	18	
1972	2,544	0	3,054	5,598	18	
1971	2,542	0	3,053	5,595	18	
1970	2,660	0	9,240	11,900	20	

### Clergy

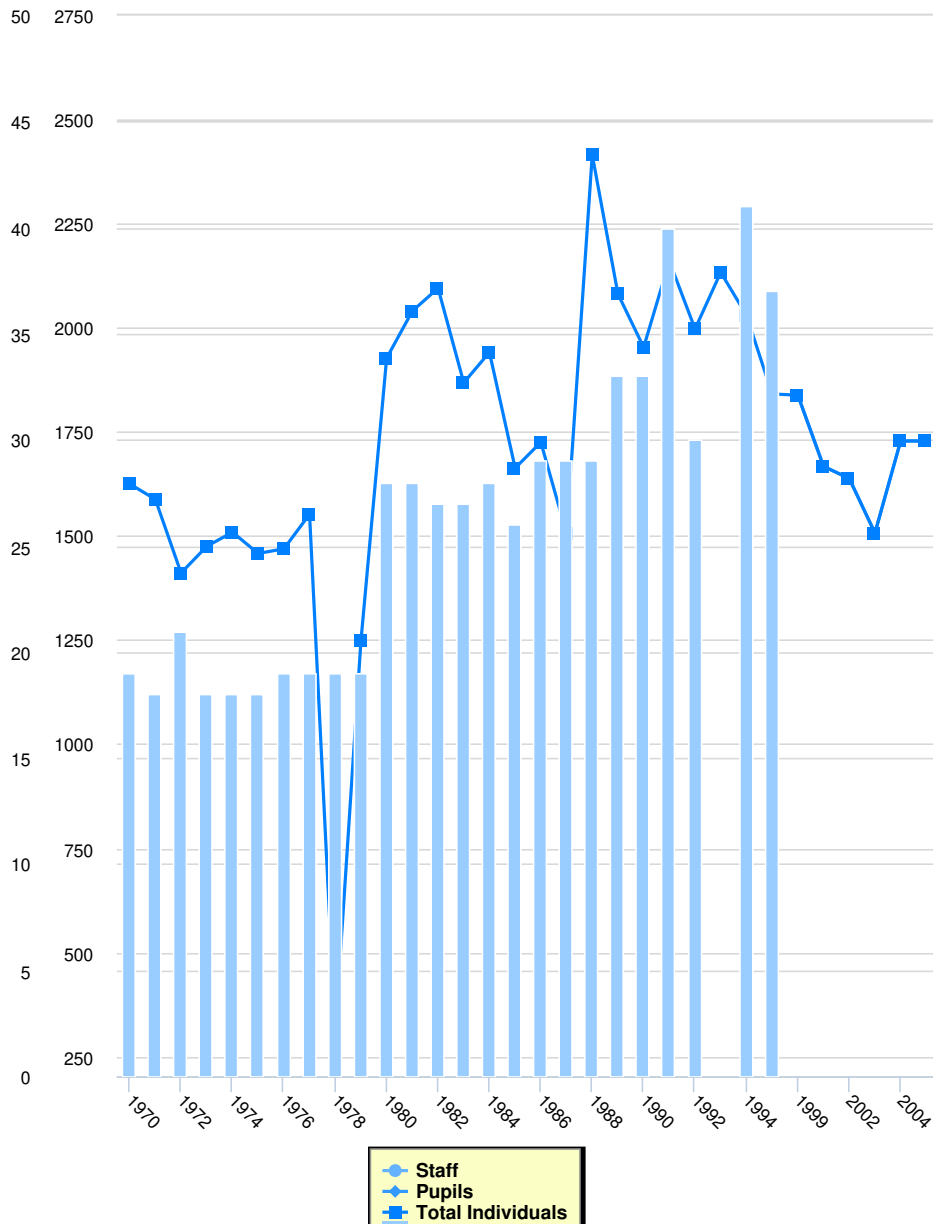


### Clergy

	Serving Churches	Retired	Other Service to the Church	Total Clergy
2010	29	24	12	72
2009	36	22	11	74
2008	34	22	11	73
2007	34	20	18	72
2004	38	22	11	67
2003	33	21	16	70
2002	36	20	22	78
2001	30	17	27	74
1999	34	15	22	71
1998	34	0	0	82
1995	33	0	0	71
1994	35	0	0	70
1993	42	0	0	75
1992	50	0	0	76

	<b>Serving Churches</b>	<b>Retired</b>	<b>Other Service to the Church</b>	<b>Total Clergy</b>
1991	47	0	0	73
1990	35	0	0	71
1989	36	0	0	59
1988	33	0	0	54
1987	27	0	0	47
1986	24	0	0	40
1985	25	0	0	45
1984	28	0	0	46
1983	26	0	0	42
1982	24	0	0	41
1981	25	0	0	41
1980	26	0	0	36
1979	18	0	0	24
1978	17	0	0	23
1977	18	0	0	26
1976	18	0	0	21
1975	18	0	0	21
1974	18	0	0	20
1973	16	0	0	19
1972	21	0	0	21
1971	15	0	0	21
1970	17	0	0	24

## Education



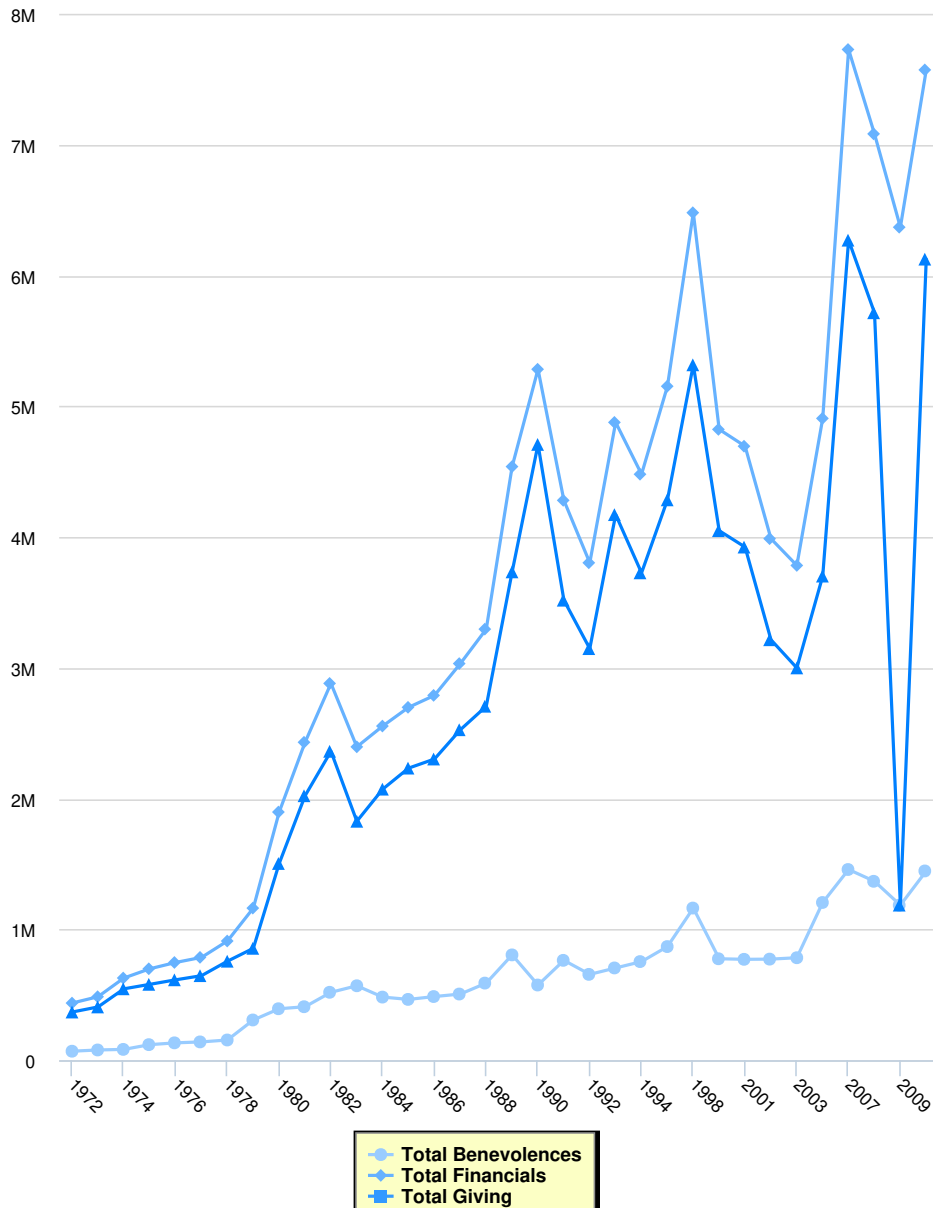
## Education

	<b>Total Schools</b>	<b>Staff</b>	<b>Pupils</b>	<b>Total Individuals</b>
2007	0	0	1,728	1,728
2004	0	0	1,728	1,728
2003	0	0	1,507	1,507
2002	0	0	1,638	1,638
2001	0	0	1,667	1,667
1999	0	0	1,838	1,838
1995	37	0	0	1,841
1994	41	0	0	2,030
1993	0	0	0	2,133
1992	30	0	0	1,997
1991	40	0	0	2,160
1990	33	0	0	1,953
1989	33	0	0	2,081



	<b>Total Schools</b>	<b>Staff</b>	<b>Pupils</b>	<b>Total Individuals</b>
1988	29	0	0	2,415
1987	29	0	0	1,506
1986	29	0	0	1,725
1985	26	0	0	1,663
1984	28	0	0	1,941
1983	27	0	0	1,868
1982	27	0	0	2,095
1981	28	0	0	2,040
1980	28	0	0	1,927
1979	19	0	0	1,248
1978	19	0	0	308
1977	19	0	0	1,552
1976	19	0	0	1,469
1975	18	0	0	1,458
1974	18	0	0	1,509
1973	18	0	0	1,475
1972	21	0	0	1,411
1971	18	0	0	1,588
1970	19	0	0	1,625

## Finance



## Finance

	<b>Total Benevolences</b>	<b>Total Financials</b>	<b>Total Giving</b>	<b>Local Expenses</b>	<b>Method</b>
2010	\$1,447,698	\$7,575,565		\$6,127,867	
2009	\$1,185,859	\$6,372,088		\$1,186,229	
2008	\$1,368,545	\$7,086,236		\$5,717,691	
2007	\$1,458,718	\$7,731,707		\$6,272,989	
2005	\$1,206,414	\$4,909,664		\$3,703,250	
2003	\$783,912	\$3,784,718		\$3,000,806	
2002	\$773,213	\$3,989,490		\$3,216,277	
2001	\$771,666	\$4,696,863		\$3,925,197	
1999	\$775,999	\$4,825,600		\$4,050,601	
1998	\$1,163,776	\$6,483,147		\$5,319,371	
1995	\$869,137	\$5,155,531		\$4,286,394	
1994	\$754,381	\$4,482,378		\$3,727,997	
1993	\$705,752	\$4,879,206		\$4,173,454	

	<b>Total Benevolences</b>	<b>Total Financials</b>	<b>Total Giving</b>	<b>Local Expenses</b>	<b>Method</b>
1992	\$656,626	\$3,805,022		\$3,148,396	
1991	\$763,883	\$4,282,776		\$3,518,893	
1990	\$575,173	\$5,285,653		\$4,710,480	
1989	\$805,546	\$4,540,982		\$3,735,436	
1988	\$589,849	\$3,297,539		\$2,707,690	
1987	\$506,167	\$3,034,053		\$2,527,886	
1986	\$486,915	\$2,790,818		\$2,303,903	
1985	\$465,096	\$2,699,437		\$2,234,341	
1984	\$482,763	\$2,556,146		\$2,073,383	
1983	\$569,390	\$2,397,071		\$1,827,681	
1982	\$519,508	\$2,882,388		\$2,362,880	
1981	\$409,100	\$2,432,085		\$2,022,985	
1980	\$393,585	\$1,898,379		\$1,504,794	
1979	\$307,690	\$1,163,483		\$855,793	
1978	\$154,597	\$911,805		\$757,208	
1977	\$139,977	\$786,598		\$646,621	
1976	\$132,781	\$747,630		\$614,849	
1975	\$119,008	\$699,294		\$580,286	
1974	\$82,698	\$628,750		\$546,052	
1973	\$78,267	\$485,628		\$407,361	
1972	\$68,782	\$437,169		\$368,387	