



THE YEARBOOK

of American & Canadian Churches

ASSOCIATION OF STATISTICIANS OF AMERICAN RELIGIOUS BODIES

THE YEARBOOK OF AMERICAN & CANADIAN CHURCHES

Copyright © 2021 Association of Statisticians of American Religious Bodies All rights reserved.

No part of this book may be reproduced in any manner whatsoever without written permission of the publisher except in brief quotations embodied in critical articles or reviews. For more information, contact the Association of of Statisticians of American Religious Bodies

ABOUT THE YEARBOOK

The Yearbook of American & Canadian Churches has served as the definitive handbook of North American denominations since 1916. Over our 100 year history, The Yearbook has remained an authoritative source for the most accurate and complete compilation of statistical data for North American religious bodies. Now an interactive online application, The Yearbook continues to catalog census information for *** denominational religious bodies. As of 2020, the Yearbook represents ***,*** faithful members, ***,*** clergy, ***,*** congregations, **,*** educational bodies, and more than \$***,***,***,***.** in total financial commitment.

Each listing contains a brief paragraph about the religious body, contact information for the group, and informative graphs detailing current and historical statistical data. Previously stewarded by the National Council of Churches, The Yearbook is overseen by the Association of Statisticians of American Religious Bodies (ASARB). in partnership with The National Council of Churches and Lake Institute on Faith and Giving. We invite you to join our effort by adding data for your religious group, becoming an ASARB member or making a contribution to our cause.

Visit us online at www.asarb.org.

OUR PARTNERS



THE CHURCH OF JESUS CHRIST (BICKERTONITES)



Headquarters

Sixth St.
Monongahela, PA 15063
United States
[\(412\)258-3066](tel:(412)258-3066)
woccojc@msn.com
<http://thechurchofj...>
[Conservative Nontraditional](#)

Attesting Officer

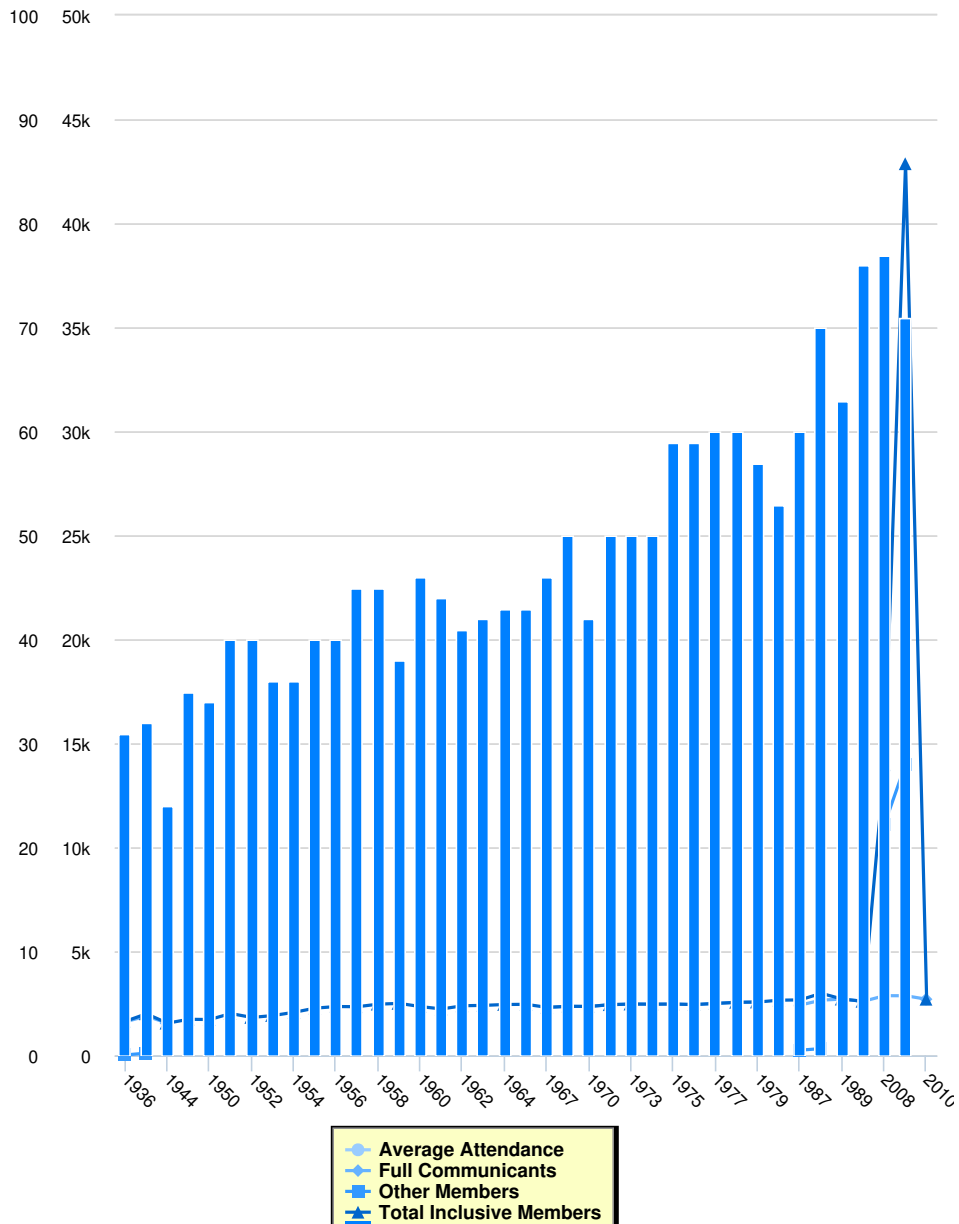
DR. WILLIAM KRACHT
Director General
[\(215\)536-7048](tel:(215)536-7048)
bevhall@comcat.net

Media Contact

EXEC. SEC., CARL
FRAMMOLINO

This church was organized in 1862 at Green Oak, PA, by William Bickerton, who obeyed the Restored Gospel under Sidney Rigdon's following in 1845.

Membership



Instructions for the Chart and Legend

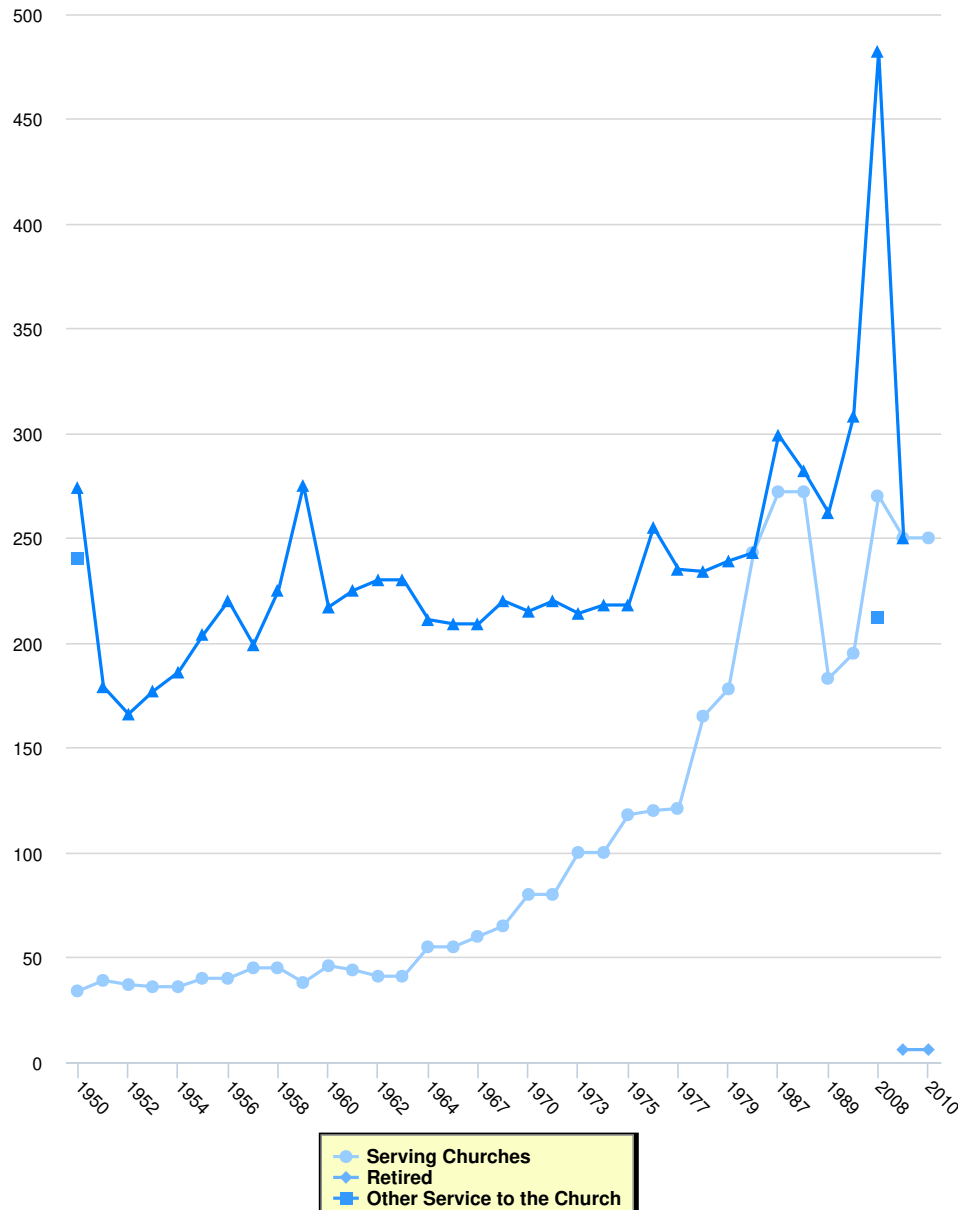
Simply click on the data set in the legend to make the values appear or disappear from the chart.

Membership

	Full Communicants	Average Attendance	Other Members	Total Inclusive Members	Total Churches	Membership Calculation Method
2010	2,700	0	0	2,700	0	
2009	2,869	0	14,000	42,869	71	
2008	2,870	0	11,105	13,975	77	
2006	2,600	0	0	2,600	76	
1989	2,707	0	0	2,707	63	
1988	2,657	0	329	2,986	70	
1987	2,418	0	250	2,668	60	
1981	0	0	0	2,654	53	
1979	2,567	0	0	2,567	57	
1978	2,551	0	0	2,551	60	

	Full Communicants	Average Attendance	Other Members	Total Inclusive Members	Total Churches	Membership Calculation Method
1977	2,500	0	0	2,500	60	
1976	2,444	0	0	2,444	59	
1975	2,468	0	0	2,468	59	
1974	2,463	0	0	2,463	50	
1973	2,469	0	0	2,469	50	
1972	2,439	0	0	2,439	50	
1970	2,353	0	0	2,353	42	
1969	2,360	0	0	2,360	50	
1967	2,309	0	0	2,309	46	
1965	0	0	0	2,456	43	
1964	0	0	0	2,447	43	
1963	0	0	0	2,405	42	
1962	0	0	0	2,387	41	
1961	0	0	0	2,233	44	
1960	0	0	0	2,346	46	
1959	0	0	0	2,500	38	
1958	0	0	0	2,464	45	
1957	0	0	0	2,340	45	
1956	0	0	0	2,350	40	
1955	0	0	0	2,272	40	
1954	0	0	0	2,072	36	
1953	0	0	0	1,916	36	
1952	0	0	0	1,825	40	
1951	0	0	0	2,013	40	
1950	1,725	0	0	1,725	34	
1947	0	0	0	1,736	35	
1944	1,550	0	0	1,550	24	
1942	1,890	0	110	2,000	32	
1936	1,618	0	21	1,639	31	

Clergy

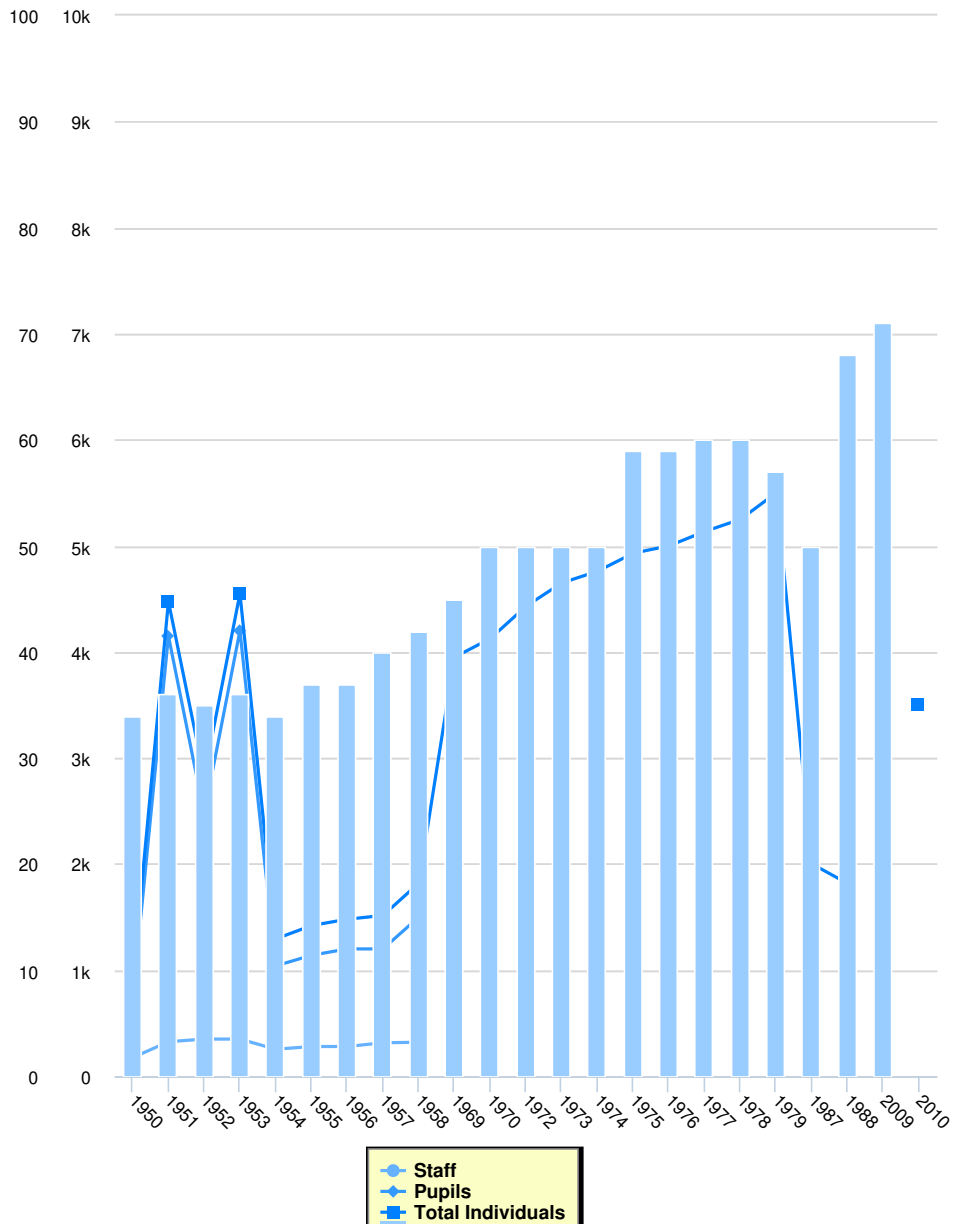


Clergy

	Serving Churches	Retired	Other Service to the Church	Total Clergy
2010	250	6	0	0
2009	250	6	0	250
2008	270	0	212	482
2006	195	0	0	308
1989	183	0	0	262
1988	272	0	0	282
1987	272	0	0	299
1981	243	0	0	243
1979	178	0	0	239
1978	165	0	0	234
1977	121	0	0	235
1976	120	0	0	255
1975	118	0	0	218
1974	100	0	0	218

	Serving Churches	Retired	Other Service to the Church	Total Clergy
1973	100	0	0	214
1972	80	0	0	220
1970	80	0	0	215
1969	65	0	0	220
1967	60	0	0	209
1965	55	0	0	209
1964	55	0	0	211
1963	41	0	0	230
1962	41	0	0	230
1961	44	0	0	225
1960	46	0	0	217
1959	38	0	0	275
1958	45	0	0	225
1957	45	0	0	199
1956	40	0	0	220
1955	40	0	0	204
1954	36	0	0	186
1953	36	0	0	177
1952	37	0	0	166
1951	39	0	0	179
1950	34	0	240	274

Education



Education

	Total Schools	Staff	Pupils	Total Individuals
2010	0	0	3,500	3,500
2009	71	0	0	0
1988	68	0	0	1,816
1987	50	0	0	2,000
1979	57	0	0	5,500
1978	60	0	0	5,250
1977	60	0	0	5,135
1976	59	0	0	5,000
1975	59	0	0	4,930
1974	50	0	0	4,760
1973	50	0	0	4,650
1972	50	0	0	4,430
1970	50	0	0	4,125

	Total Schools	Staff	Pupils	Total Individuals
1969	45	0	0	3,950
1958	42	320	1,500	1,820
1957	40	315	1,200	1,515
1956	37	280	1,200	1,480
1955	37	280	1,140	1,420
1954	34	254	1,040	1,294
1953	36	350	4,200	4,550
1952	35	350	2,475	2,825
1951	36	325	4,150	4,475
1950	34	175	725	900

Total Benevolences	Total Financials	Finance	Total Giving	Local Expenses	Method
---------------------------	-------------------------	---------	---------------------	-----------------------	---------------

There is no data yet