



THE YEARBOOK

of American & Canadian Churches

ASSOCIATION OF STATISTICIANS OF AMERICAN RELIGIOUS BODIES

THE YEARBOOK OF AMERICAN & CANADIAN CHURCHES

Copyright © 2020 Association of Statisticians of American Religious Bodies All rights reserved.

No part of this book may be reproduced in any manner whatsoever without written permission of the publisher except in brief quotations embodied in critical articles or reviews. For more information, contact the Association of of Statisticians of American Religious Bodies

ABOUT THE YEARBOOK

The Yearbook of American & Canadian Churches has served as the definitive handbook of North American denominations since 1916. Over our 100 year history, The Yearbook has remained an authoritative source for the most accurate and complete compilation of statistical data for North American religious bodies. Now an interactive online application, The Yearbook continues to catalog census information for *** denominational religious bodies. As of 2020, the Yearbook represents ***,*** faithful members, ***,*** clergy, ***,*** congregations, **,*** educational bodies, and more than \$***,***,***,***.** in total financial commitment.

Each listing contains a brief paragraph about the religious body, contact information for the group, and informative graphs detailing current and historical statistical data. Previously stewarded by the National Council of Churches, The Yearbook is overseen by the Association of Statisticians of American Religious Bodies (ASARB). in partnership with The National Council of Churches and Lake Institute on Faith and Giving. We invite you to join our effort by adding data for your religious group, becoming an ASARB member or making a contribution to our cause.

Visit us online at www.asarb.org.

OUR PARTNERS



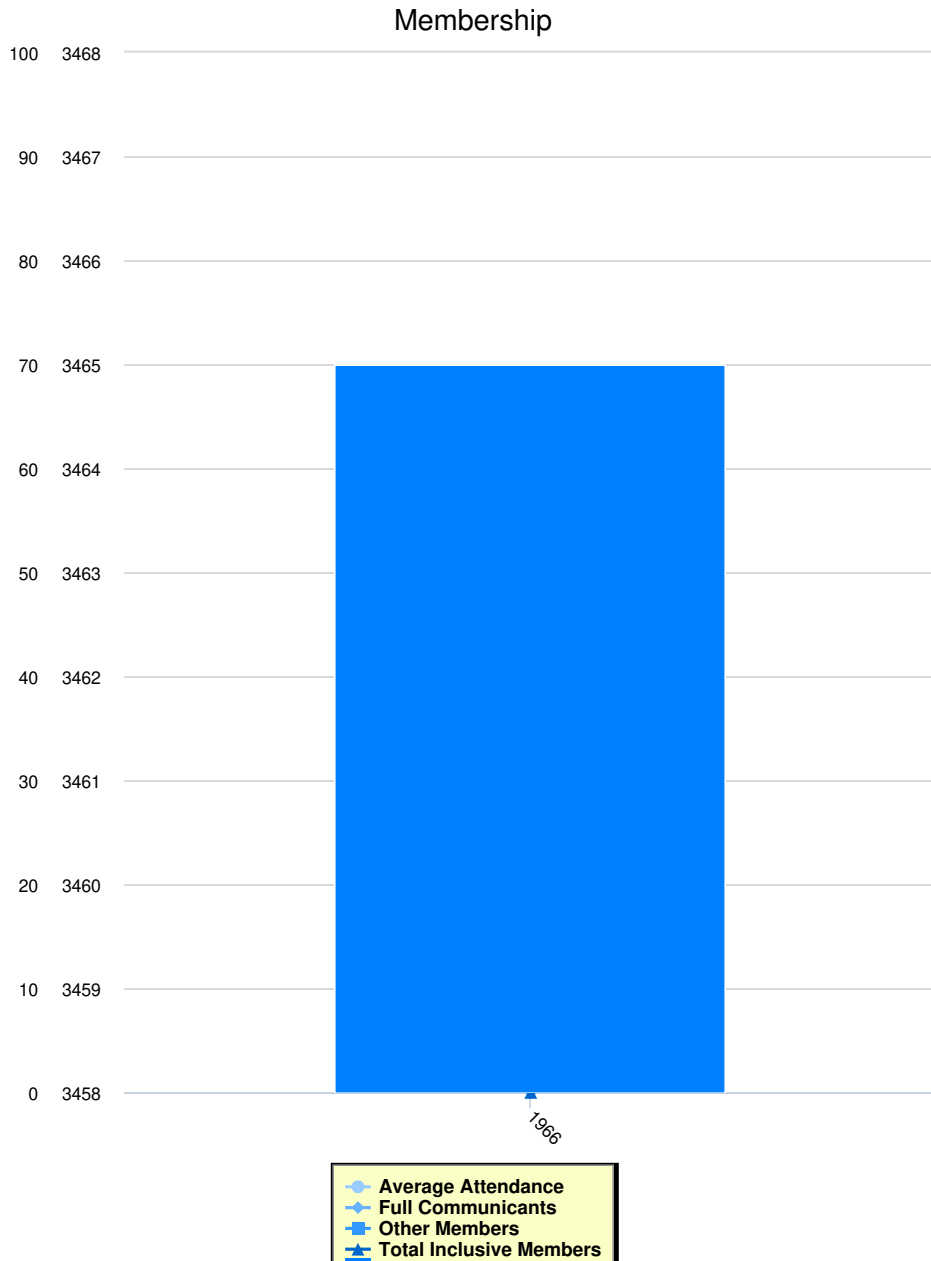
UNITED MISSIONARY CHURCH OF CANADA [CANADA]



Headquarters

Canada

[Christian Protestant TO BE ALLOCATED](#)

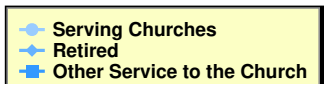
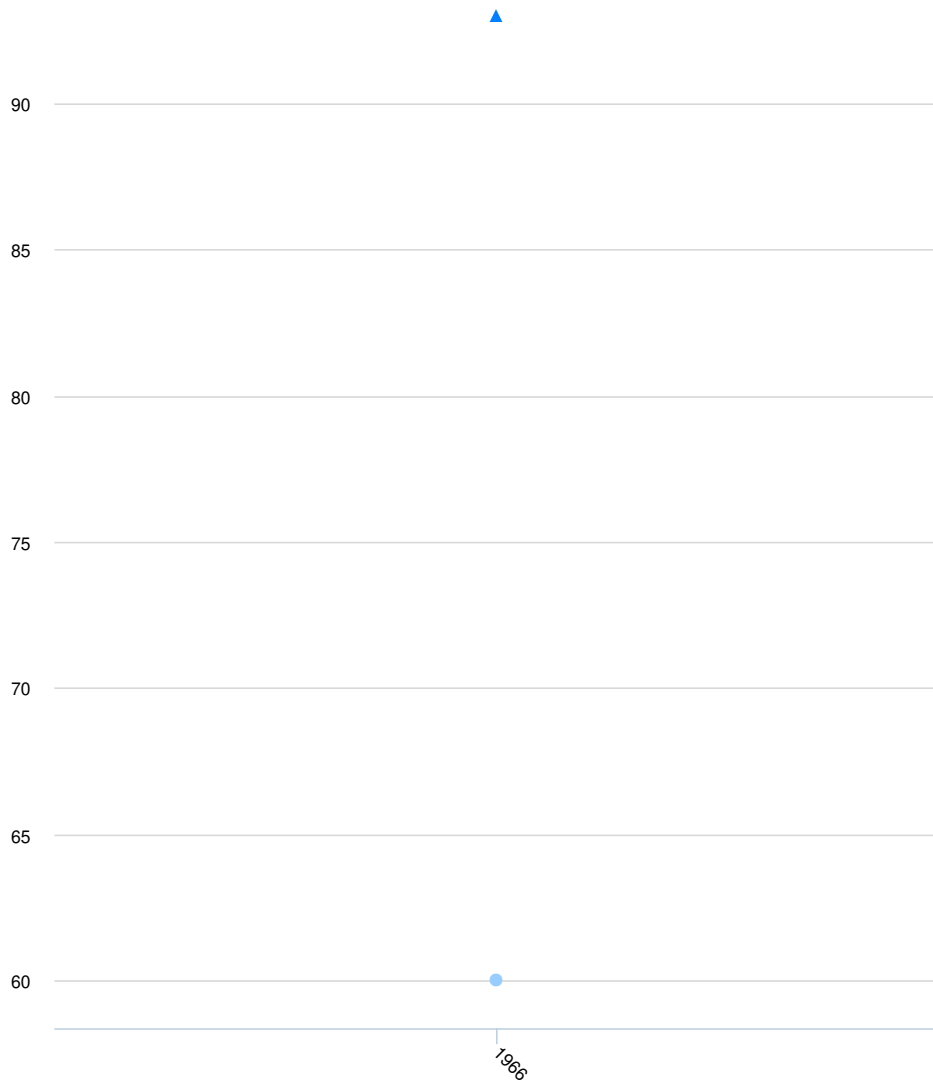


Instructions for the Chart and Legend

Simply click on the data set in the legend to make the values appear or disappear from the chart.

	Full Communicants	Average Attendance	Other Members	Total Inclusive Members	Total Churches	Membership Calculation Method
1966	3,458	0	0	3,458	70	


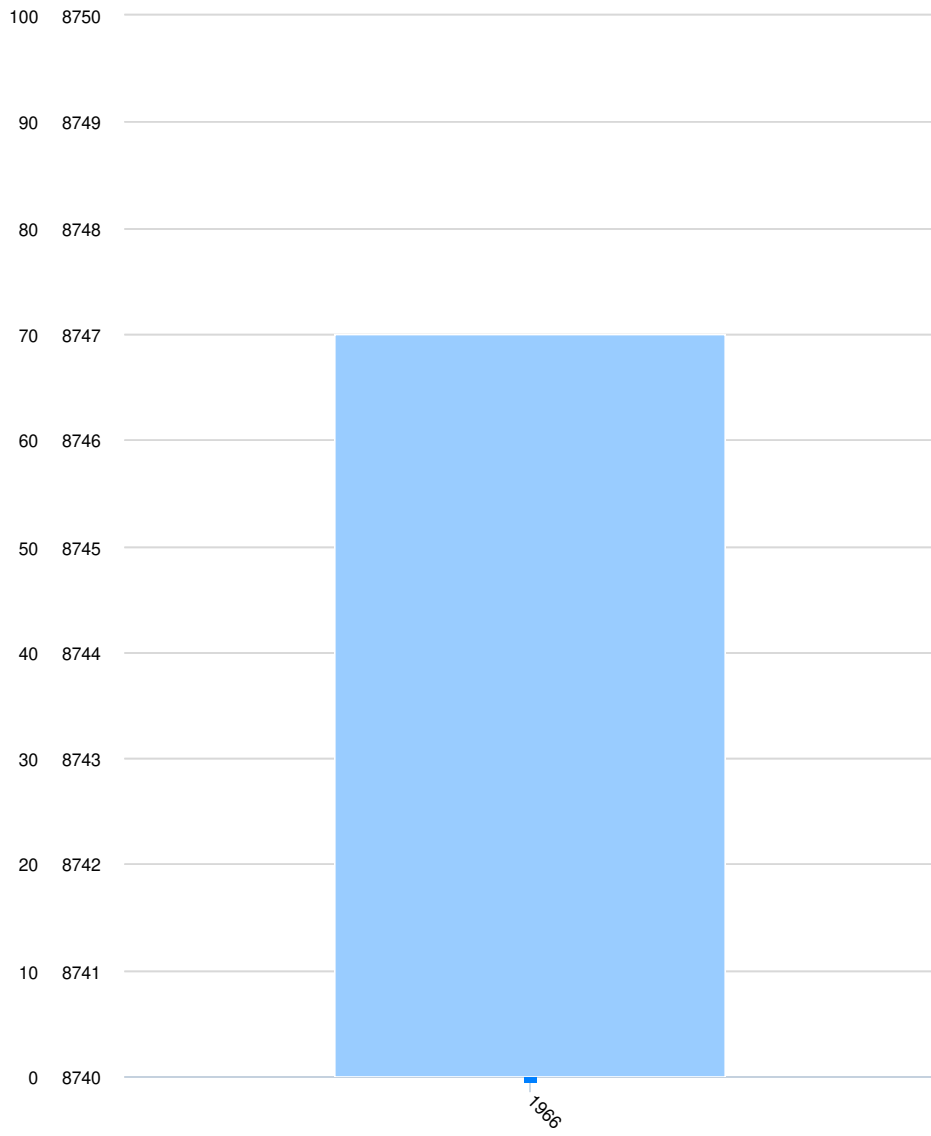
Clergy



Clergy

	Serving Churches	Retired	Other Service to the Church	Total Clergy
1966	60	0	0	93

Education



Education

	Total Schools	Staff	Pupils	Total Individuals
1966	70	0	0	8,740

Total Benevolences	Total Financials	Finance	Total Giving	Local Expenses	Method
---------------------------	-------------------------	---------	---------------------	-----------------------	---------------

There is no data yet