



# **THE YEARBOOK**

of American & Canadian Churches

ASSOCIATION OF STATISTICIANS OF AMERICAN RELIGIOUS BODIES

# THE YEARBOOK OF AMERICAN & CANADIAN CHURCHES

Copyright © 2020 Association of Statisticians of American Religious Bodies All rights reserved.

No part of this book may be reproduced in any manner whatsoever without written permission of the publisher except in brief quotations embodied in critical articles or reviews. For more information, contact the Association of of Statisticians of American Religious Bodies

## ABOUT THE YEARBOOK

The Yearbook of American & Canadian Churches has served as the definitive handbook of North American denominations since 1916. Over our 100 year history, The Yearbook has remained an authoritative source for the most accurate and complete compilation of statistical data for North American religious bodies. Now an interactive online application, The Yearbook continues to catalog census information for \*\*\* denominational religious bodies. As of 2020, the Yearbook represents \*\*\*,\*\*\* faithful members, \*\*\*,\*\*\* clergy, \*\*\*,\*\*\* congregations, \*\*,\*\*\* educational bodies, and more than \$\*\*\*,\*\*\*,\*\*\*,\*\*\*.\*\* in total financial commitment.

Each listing contains a brief paragraph about the religious body, contact information for the group, and informative graphs detailing current and historical statistical data. Previously stewarded by the National Council of Churches, The Yearbook is overseen by the Association of Statisticians of American Religious Bodies (ASARB). in partnership with The National Council of Churches and Lake Institute on Faith and Giving. We invite you to join our effort by adding data for your religious group, becoming an ASARB member or making a contribution to our cause.

Visit us online at [www.asarb.org](http://www.asarb.org).

## OUR PARTNERS



## EVANGELICAL CHURCH IN CANADA

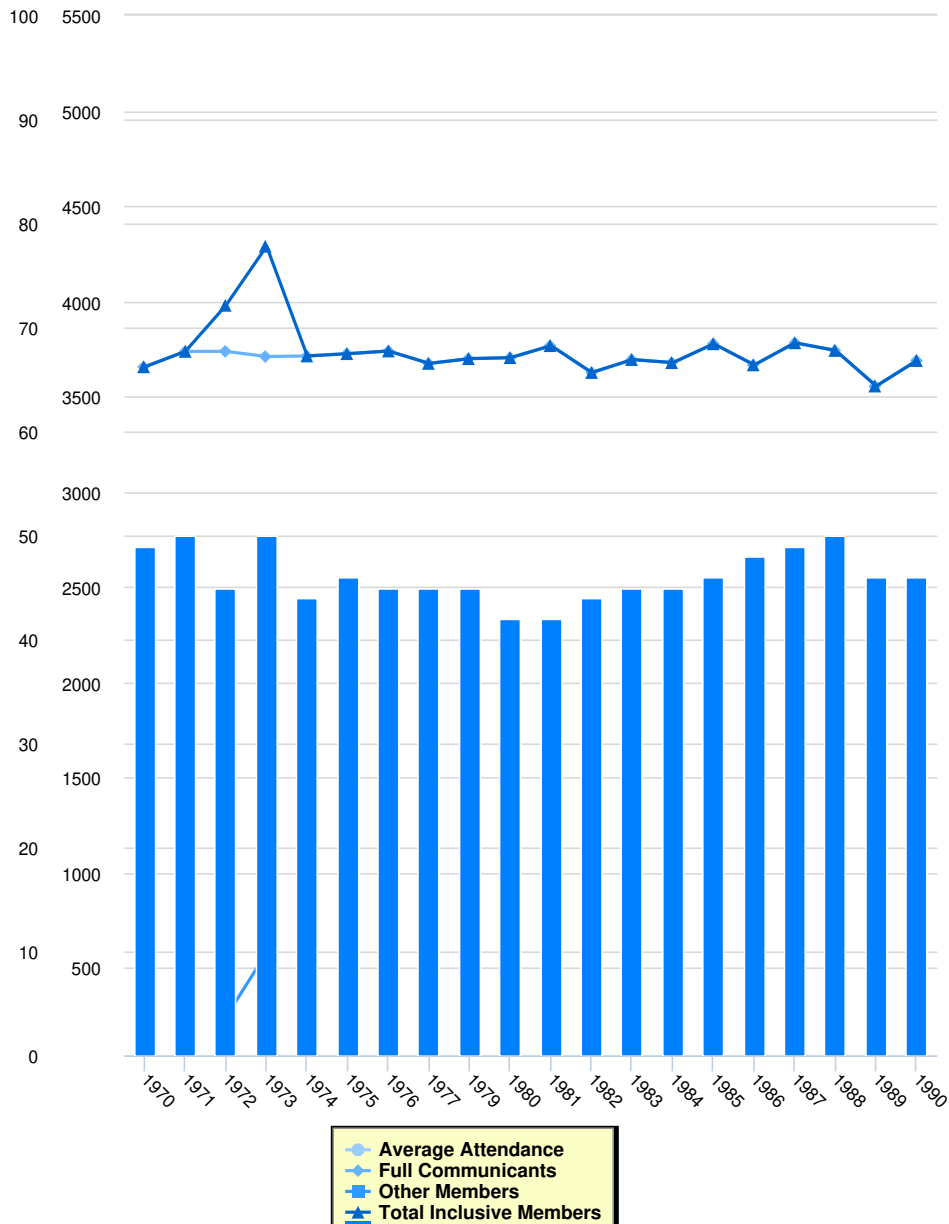


### Headquarters

Canada

[Christian Protestant TO BE ALLOCATED](#)

## Membership



### Instructions for the Chart and Legend

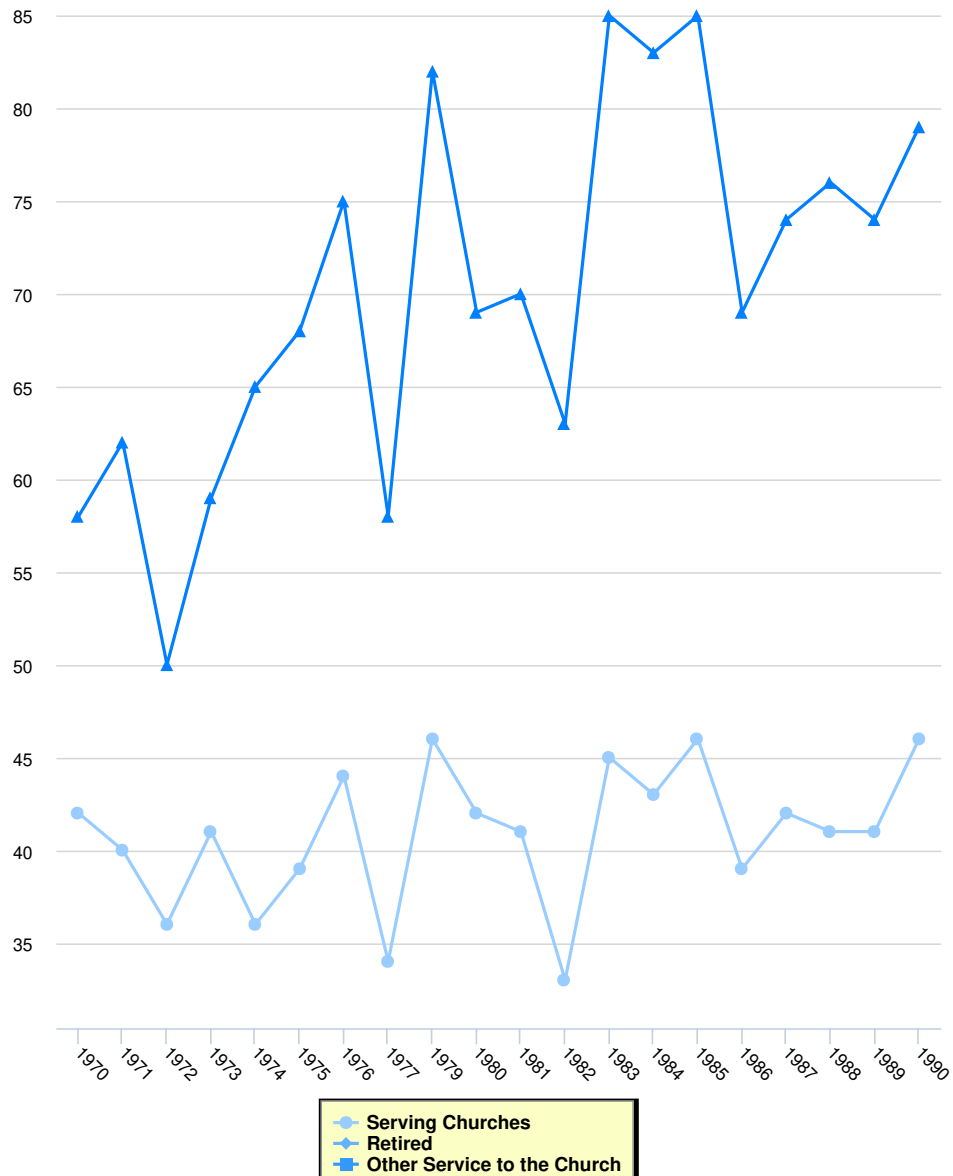
Simply click on the data set in the legend to make the values appear or disappear from the chart.

### Membership

	Full Communicants	Average Attendance	Other Members	Total Inclusive Members	Total Churches	Membership Calculation Method
1990	3,688	0	0	3,688	46	
1989	3,554	0	0	3,554	46	
1988	3,741	0	0	3,741	50	
1987	3,781	0	0	3,781	49	
1986	3,665	0	0	3,665	48	
1985	3,776	0	0	3,776	46	
1984	3,677	0	0	3,677	45	
1983	3,693	0	0	3,693	45	
1982	3,625	0	0	3,625	44	
1981	3,766	0	0	3,766	42	

	<b>Full Communicants</b>	<b>Average Attendance</b>	<b>Other Members</b>	<b>Total Inclusive Members</b>	<b>Total Churches</b>	<b>Membership Calculation Method</b>
1980	3,703	0	0	3,703	42	
1979	3,698	0	0	3,698	45	
1977	3,673	0	0	3,673	45	
1976	3,738	0	0	3,738	45	
1975	3,724	0	0	3,724	46	
1974	3,712	0	0	3,712	44	
1973	3,709	0	579	4,288	50	
1972	3,736	0	242	3,978	45	
1971	3,736	0	0	3,736	50	
1970	3,655	0	0	3,655	49	

### Clergy

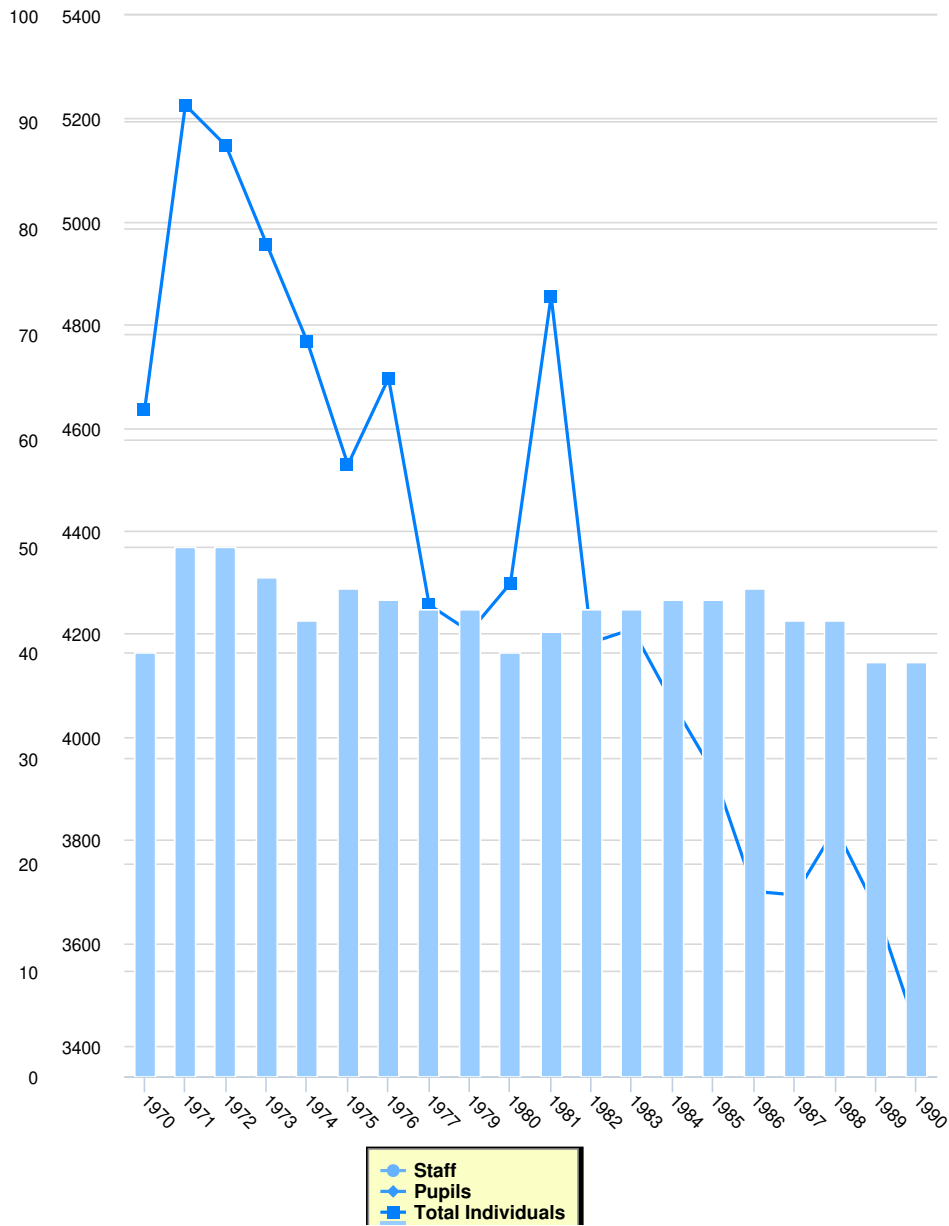


### Clergy

	Serving Churches	Retired	Other Service to the Church	Total Clergy
1990	46	0	0	79
1989	41	0	0	74
1988	41	0	0	76
1987	42	0	0	74
1986	39	0	0	69
1985	46	0	0	85
1984	43	0	0	83
1983	45	0	0	85
1982	33	0	0	63
1981	41	0	0	70
1980	42	0	0	69
1979	46	0	0	82
1977	34	0	0	58
1976	44	0	0	75

	<b>Serving Churches</b>	<b>Retired</b>	<b>Other Service to the Church</b>	<b>Total Clergy</b>
1975	39	0	0	68
1974	36	0	0	65
1973	41	0	0	59
1972	36	0	0	50
1971	40	0	0	62
1970	42	0	0	58

## Education

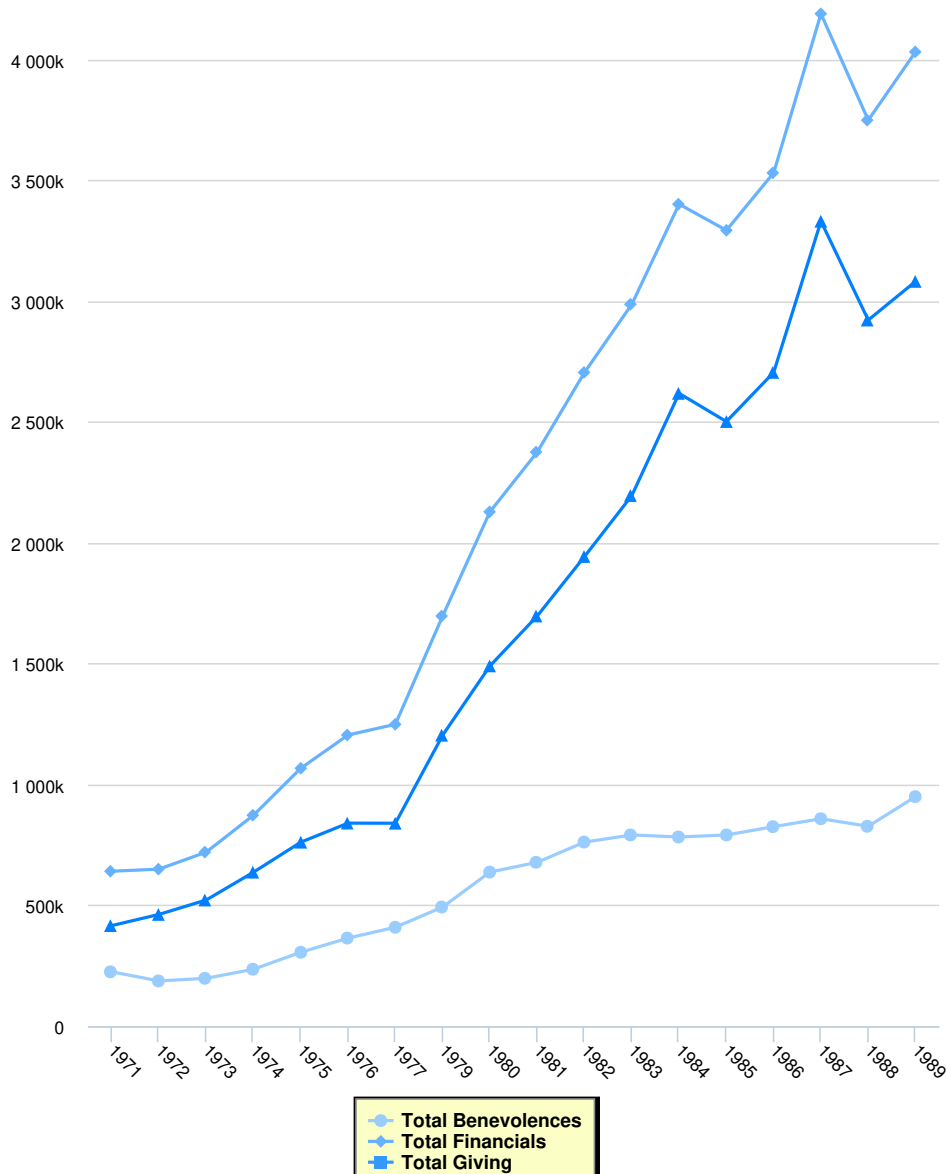


Education				
	Total Schools	Staff	Pupils	Total Individuals
1990	39	0	0	3,431
1989	39	0	0	3,665
1988	43	0	0	3,823
1987	43	0	0	3,693
1986	46	0	0	3,700
1985	45	0	0	3,930
1984	45	0	0	4,064
1983	44	0	0	4,209
1982	44	0	0	4,183
1981	42	0	0	4,855
1980	40	0	0	4,298
1979	44	0	0	4,204
1977	44	0	0	4,256



	<b>Total Schools</b>	<b>Staff</b>	<b>Pupils</b>	<b>Total Individuals</b>
1976	45	0	0	4,696
1975	46	0	0	4,528
1974	43	0	0	4,767
1973	47	0	0	4,956
1972	50	0	0	5,147
1971	50	0	0	5,226
1970	40	0	0	4,636

## Finance



## Finance

	<b>Total Benevolences</b>	<b>Total Financials</b>	<b>Total Giving</b>	<b>Local Expenses</b>	<b>Method</b>
1989	\$949,346	\$4,029,872		\$3,080,526	
1988	\$826,814	\$3,747,458		\$2,920,644	
1987	\$858,085	\$4,187,500		\$3,329,415	
1986	\$825,175	\$3,529,431		\$2,704,256	
1985	\$791,078	\$3,291,919		\$2,500,841	
1984	\$782,583	\$3,399,978		\$2,617,395	
1983	\$791,072	\$2,985,905		\$2,194,833	
1982	\$761,454	\$2,704,113		\$1,942,659	
1981	\$678,004	\$2,374,691		\$1,696,687	
1980	\$637,431	\$2,127,646		\$1,490,215	
1979	\$492,949	\$1,696,535		\$1,203,586	
1977	\$409,177	\$1,248,667		\$839,490	
1976	\$364,533	\$1,204,454		\$839,921	

	<b>Total Benevolences</b>	<b>Total Financials</b>	<b>Total Giving</b>	<b>Local Expenses</b>	<b>Method</b>
1975	\$305,832	\$1,066,892		\$761,060	
1974	\$235,571	\$872,609		\$637,038	
1973	\$198,061	\$720,038		\$521,977	
1972	\$187,307	\$649,575		\$462,268	
1971	\$225,000	\$640,983		\$415,983	