



THE YEARBOOK

of American & Canadian Churches

ASSOCIATION OF STATISTICIANS OF AMERICAN RELIGIOUS BODIES

THE YEARBOOK OF AMERICAN & CANADIAN CHURCHES

Copyright © 2020 Association of Statisticians of American Religious Bodies All rights reserved.

No part of this book may be reproduced in any manner whatsoever without written permission of the publisher except in brief quotations embodied in critical articles or reviews. For more information, contact the Association of of Statisticians of American Religious Bodies

ABOUT THE YEARBOOK

The Yearbook of American & Canadian Churches has served as the definitive handbook of North American denominations since 1916. Over our 100 year history, The Yearbook has remained an authoritative source for the most accurate and complete compilation of statistical data for North American religious bodies. Now an interactive online application, The Yearbook continues to catalog census information for *** denominational religious bodies. As of 2020, the Yearbook represents ***,*** faithful members, ***,*** clergy, ***,*** congregations, **,*** educational bodies, and more than \$***,***,***,***.** in total financial commitment.

Each listing contains a brief paragraph about the religious body, contact information for the group, and informative graphs detailing current and historical statistical data. Previously stewarded by the National Council of Churches, The Yearbook is overseen by the Association of Statisticians of American Religious Bodies (ASARB). in partnership with The National Council of Churches and Lake Institute on Faith and Giving. We invite you to join our effort by adding data for your religious group, becoming an ASARB member or making a contribution to our cause.

Visit us online at www.asarb.org.

OUR PARTNERS



MENNONITE CHURCH CANADA



Headquarters

Canada

info@lutheranchurch.ca

[Christian Protestant TO BE](#)

[ALLOCATED](#)

Attesting Officer

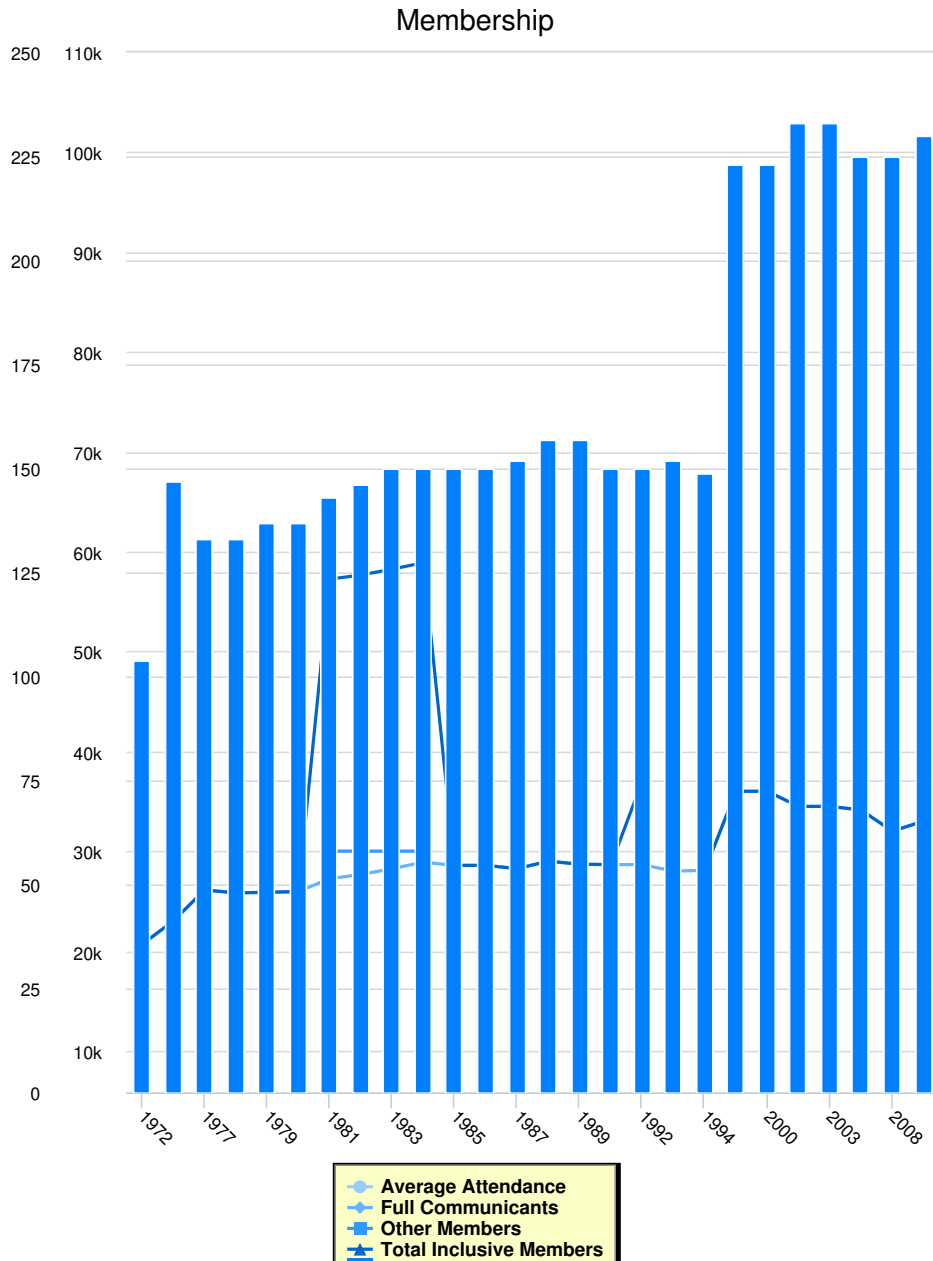
MR. VIC THIESSEN

Chief Operating Officer

[\(204\)888-6781](tel:(204)888-6781)

vthiessen@mennonitechurch.ca

This body has its origins in Europe in 1525 as an outgrowth of the Anabaptist movement. It was organized in North America in 1898 (See Mennonite Church description in the section "Religious Bodies in the United States"). After mergers of Mennonite Church Canada and Mennonite Church U.S.A. (both bi-national bodies) they have separated based on country lines -- Mennonite Church Canada & Mennonite Church USA. Mennonite Church (Canada) no longer exists as such.



Instructions for the Chart and Legend

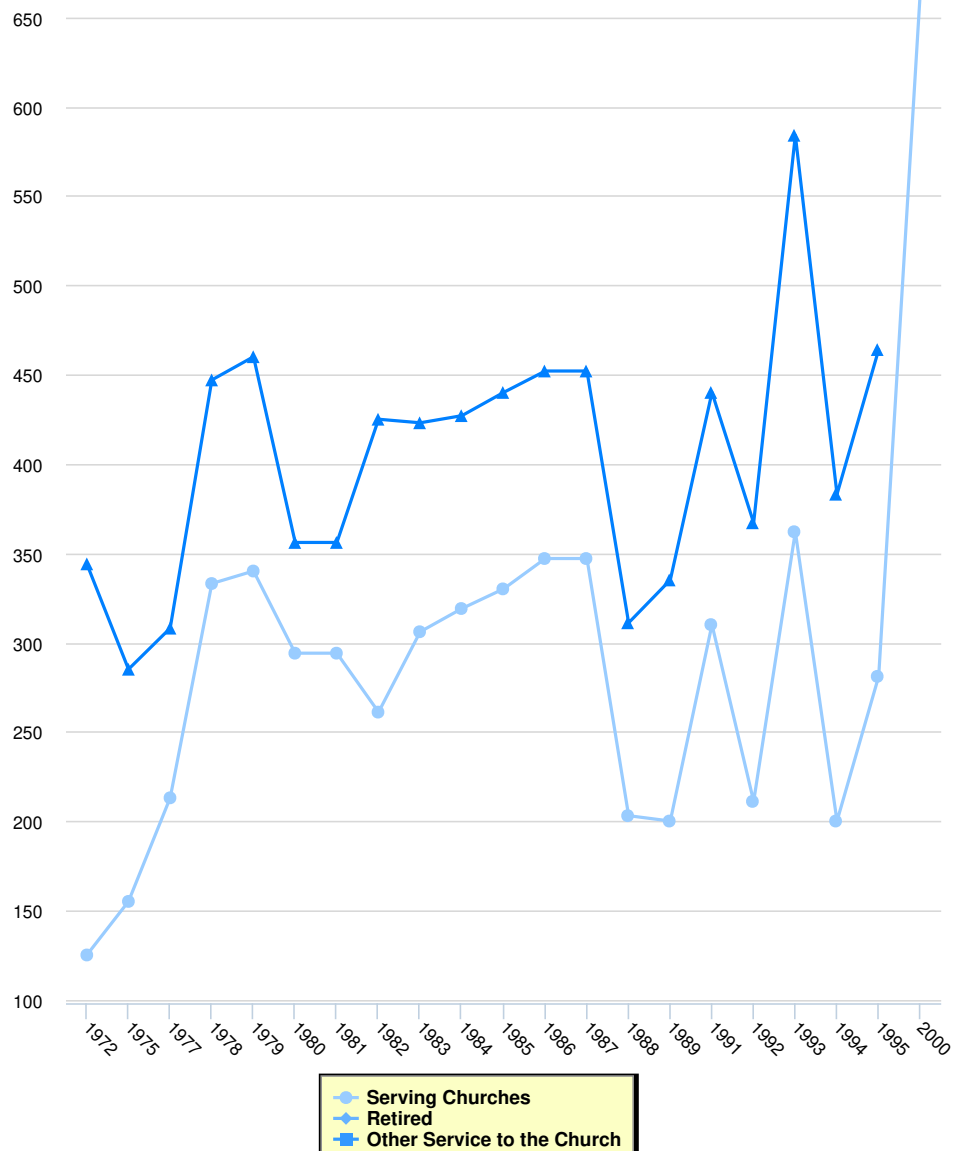
Simply click on the data set in the legend to make the values appear or disappear from the chart.

Membership

	Full Communicants	Average Attendance	Other Members	Total Inclusive Members	Total Churches	Membership Calculation Method
2009	33,000	0	0	33,000	230	
2008	32,000	0	0	32,000	225	
2005	34,124	0	0	34,124	225	
2003	34,478	0	0	34,478	233	
2002	34,478	0	0	34,478	233	
2000	35,995	0	0	35,995	223	
1995	35,995	0	0	35,995	223	
1994	28,075	0	0	28,075	149	
1993	28,000	0	0	0	152	
1992	28,648	0	8,360	37,008	150	

	Full Communicants	Average Attendance	Other Members	Total Inclusive Members	Total Churches	Membership Calculation Method
1991	28,648	0	0	28,648	150	
1989	28,688	0	0	28,688	157	
1988	28,994	0	0	28,994	157	
1987	28,247	0	0	28,247	152	
1986	28,573	0	0	28,573	150	
1985	28,573	0	0	28,573	150	
1984	28,886	0	30,000	58,886	150	
1983	28,247	0	30,000	58,247	150	
1982	27,655	0	30,000	57,655	146	
1981	27,242	0	30,000	57,242	143	
1980	25,953	0	0	25,953	137	
1979	25,873	0	0	25,873	137	
1978	25,818	0	0	25,818	133	
1977	26,111	0	0	26,111	133	
1975	23,000	0	0	23,000	147	
1972	20,663	0	0	20,663	104	

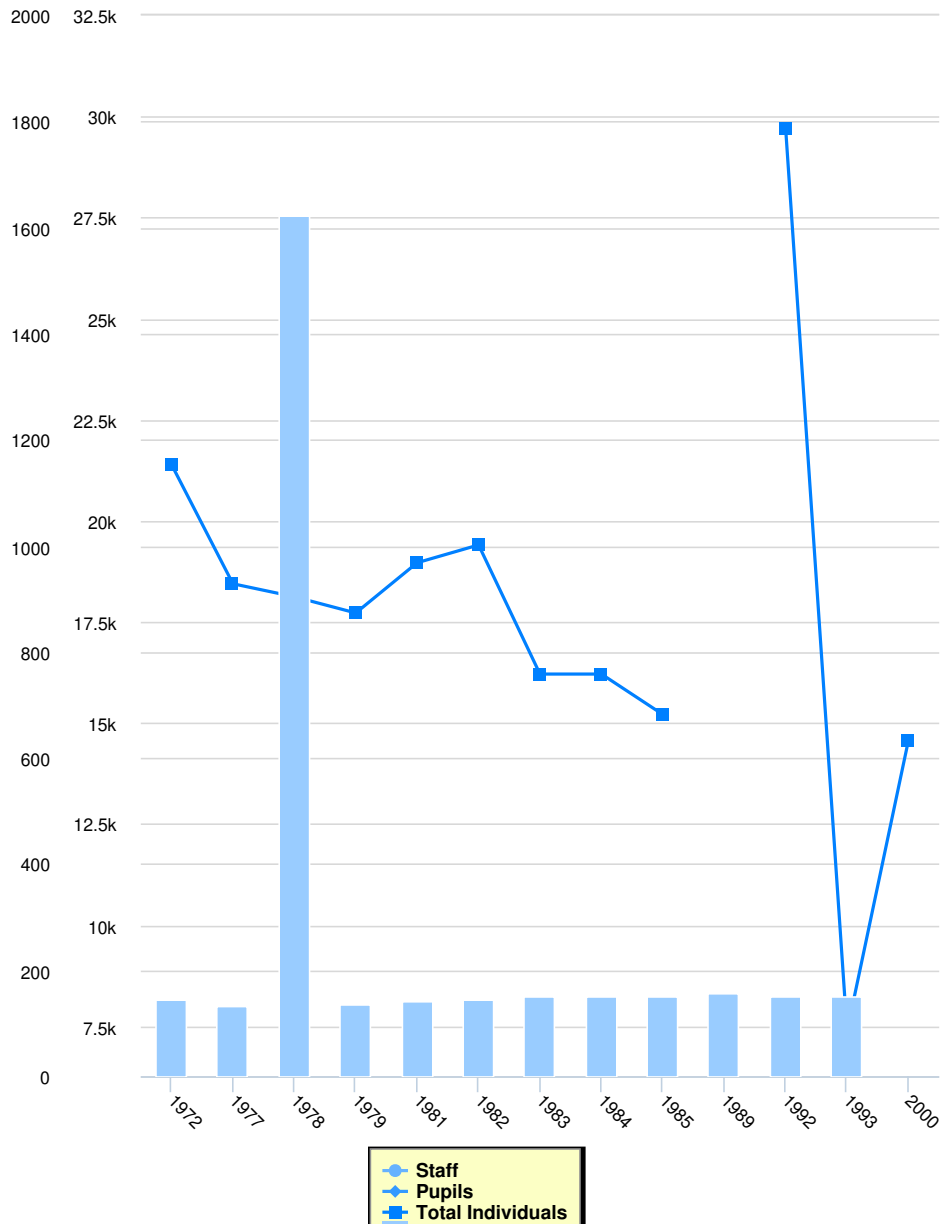
Clergy



	Clergy			
	Serving Churches	Retired	Other Service to the Church	Total Clergy
2000	665	0	0	0
1995	281	0	0	464
1994	200	0	0	383
1993	362	0	0	584
1992	211	0	0	367
1991	310	0	0	440
1989	200	0	0	335
1988	203	0	0	311
1987	347	0	0	452
1986	347	0	0	452
1985	330	0	0	440
1984	319	0	0	427
1983	306	0	0	423
1982	261	0	0	425

	Serving Churches	Retired	Other Service to the Church	Total Clergy
1981	294	0	0	356
1980	294	0	0	356
1979	340	0	0	460
1978	333	0	0	447
1977	213	0	0	308
1975	155	0	0	285
1972	125	0	0	344

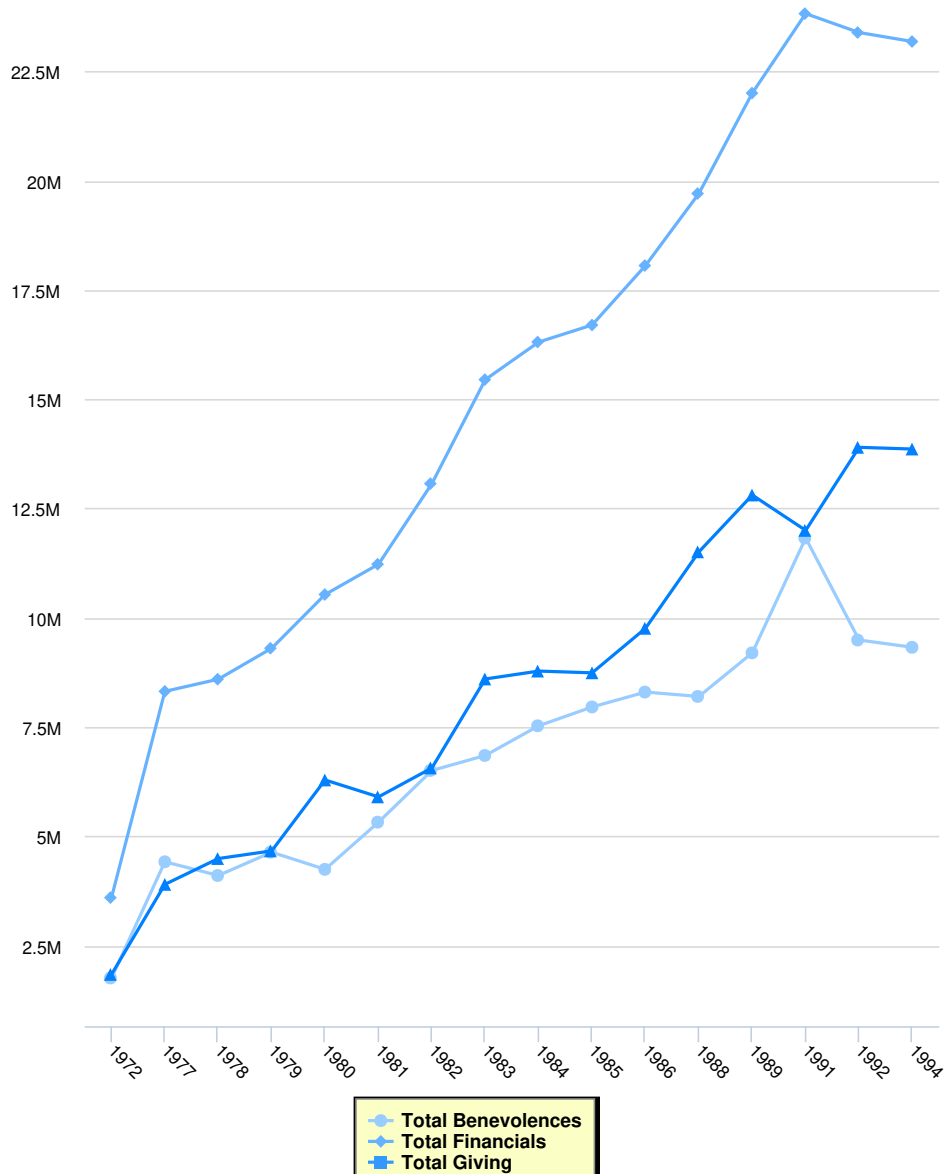
Education



Education

	Total Schools	Staff	Pupils	Total Individuals
2000	0	0	0	14,577
1993	152	0	0	7,380
1992	150	0	0	29,697
1989	157	0	0	0
1985	150	0	0	15,210
1984	150	0	0	16,210
1983	150	0	0	16,210
1982	146	0	0	19,403
1981	143	0	0	18,964
1979	137	0	0	17,721
1978	1,624	0	0	18,122
1977	133	0	0	18,443
1972	145	0	0	21,392

Finance



Finance

	Total Benevolences	Total Financials	Total Giving	Local Expenses	Method
1994	\$9,325,259	\$23,186,711		\$13,861,452	
1992	\$9,491,354	\$23,392,181		\$13,900,827	
1991	\$11,825,000	\$23,825,000		\$12,000,000	
1989	\$9,197,530	\$22,006,773		\$12,809,243	
1988	\$8,200,252	\$19,709,081		\$11,508,829	
1986	\$8,300,610	\$18,060,253		\$9,759,643	
1985	\$7,959,500	\$16,700,000		\$8,740,500	
1984	\$7,529,000	\$16,310,000		\$8,781,000	
1983	\$6,850,000	\$15,450,000		\$8,600,000	
1982	\$6,506,319	\$13,070,545		\$6,564,226	
1981	\$5,323,801	\$11,225,799		\$5,901,998	
1980	\$4,243,727	\$10,532,824		\$6,289,097	
1979	\$4,636,861	\$9,303,457		\$4,666,596	

	Total Benevolences	Total Financials	Total Giving	Local Expenses	Method
1978	\$4,103,317	\$8,594,532		\$4,491,215	
1977	\$4,417,000	\$8,317,000		\$3,900,000	
1972	\$1,758,278	\$3,597,343		\$1,839,065	