



THE YEARBOOK

of American & Canadian Churches

ASSOCIATION OF STATISTICIANS OF AMERICAN RELIGIOUS BODIES

THE YEARBOOK OF AMERICAN & CANADIAN CHURCHES

Copyright © 2020 Association of Statisticians of American Religious Bodies All rights reserved.

No part of this book may be reproduced in any manner whatsoever without written permission of the publisher except in brief quotations embodied in critical articles or reviews. For more information, contact the Association of of Statisticians of American Religious Bodies

ABOUT THE YEARBOOK

The Yearbook of American & Canadian Churches has served as the definitive handbook of North American denominations since 1916. Over our 100 year history, The Yearbook has remained an authoritative source for the most accurate and complete compilation of statistical data for North American religious bodies. Now an interactive online application, The Yearbook continues to catalog census information for *** denominational religious bodies. As of 2020, the Yearbook represents ***,*** faithful members, ***,*** clergy, ***,*** congregations, **,*** educational bodies, and more than \$***,***,***,***.** in total financial commitment.

Each listing contains a brief paragraph about the religious body, contact information for the group, and informative graphs detailing current and historical statistical data. Previously stewarded by the National Council of Churches, The Yearbook is overseen by the Association of Statisticians of American Religious Bodies (ASARB). in partnership with The National Council of Churches and Lake Institute on Faith and Giving. We invite you to join our effort by adding data for your religious group, becoming an ASARB member or making a contribution to our cause.

Visit us online at www.asarb.org.

OUR PARTNERS

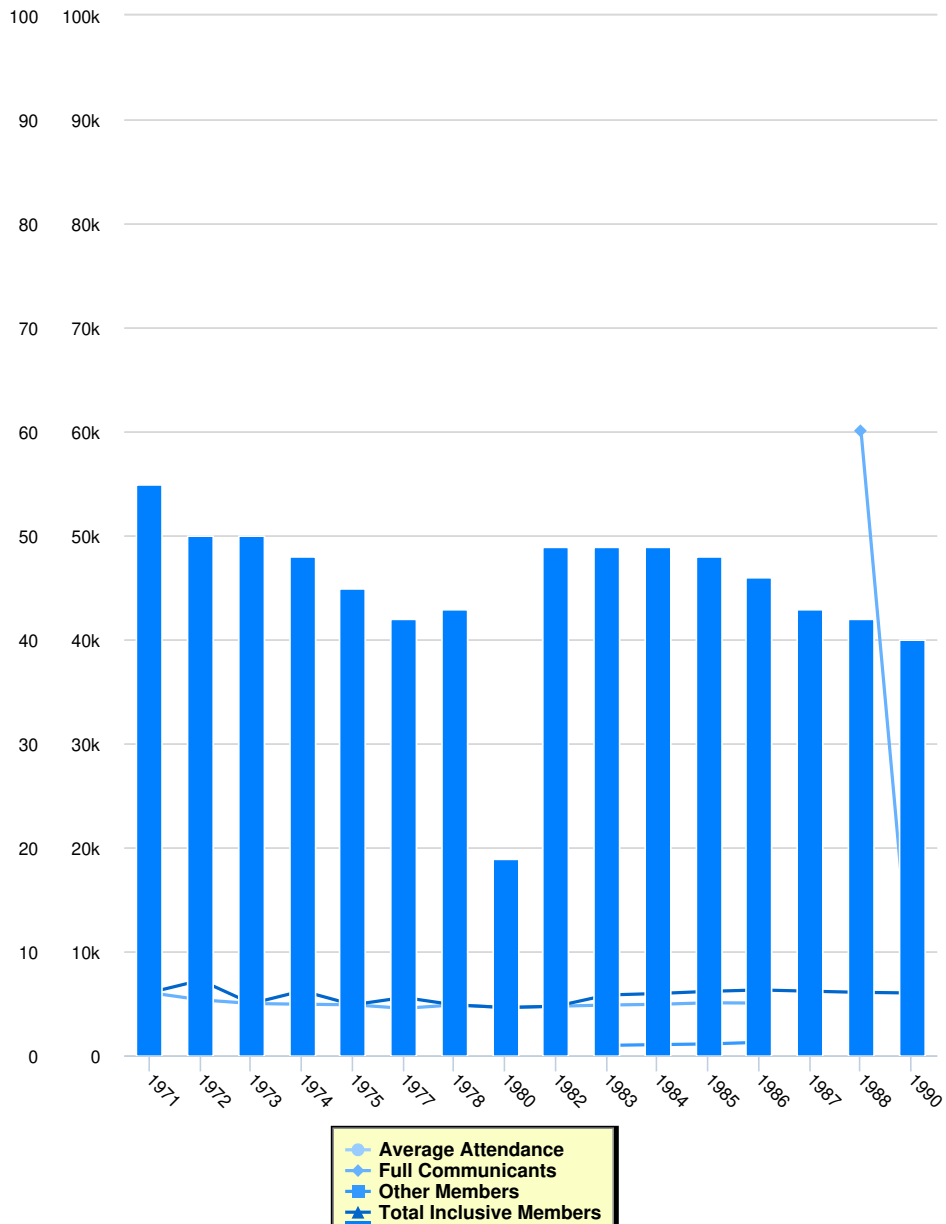


UNITARIAN UNIVERSALIST ASSOCIATION [CANADA]



Headquarters
Canada
[Liberal Nontraditional](#)

Membership



Instructions for the Chart and Legend

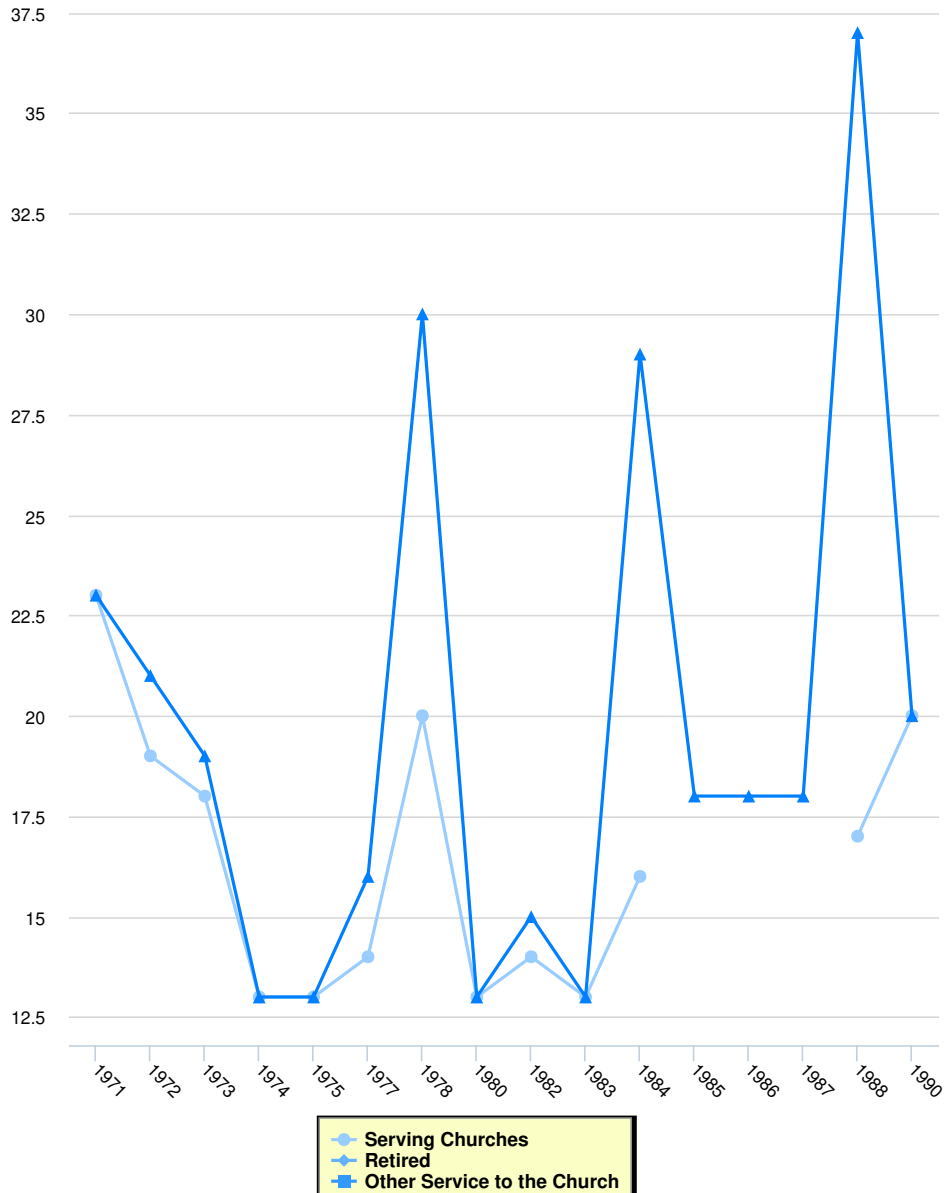
Simply click on the data set in the legend to make the values appear or disappear from the chart.

Membership

	Full Communicants	Average Attendance	Other Members	Total Inclusive Members	Total Churches	Membership Calculation Method
1990	6,003	0	0	6,003	40	
1988	60,061	0	0	6,061	42	
1987	0	0	0	6,175	43	
1986	5,034	0	1,260	6,294	46	
1985	5,057	0	1,101	6,158	48	
1984	4,913	0	1,037	5,950	49	
1983	4,842	0	966	5,808	49	
1982	4,729	0	0	4,729	49	
1980	4,603	0	0	4,603	19	
1978	4,858	0	0	4,858	43	

	Full Communicants	Average Attendance	Other Members	Total Inclusive Members	Total Churches	Membership Calculation Method
1977	4,524	0	1,049	5,573	42	
1975	4,869	0	0	4,869	45	
1974	4,920	0	1,287	6,207	48	
1973	4,990	0	0	4,990	50	
1972	5,347	0	1,878	7,225	50	
1971	6,035	0	0	6,035	55	

Clergy

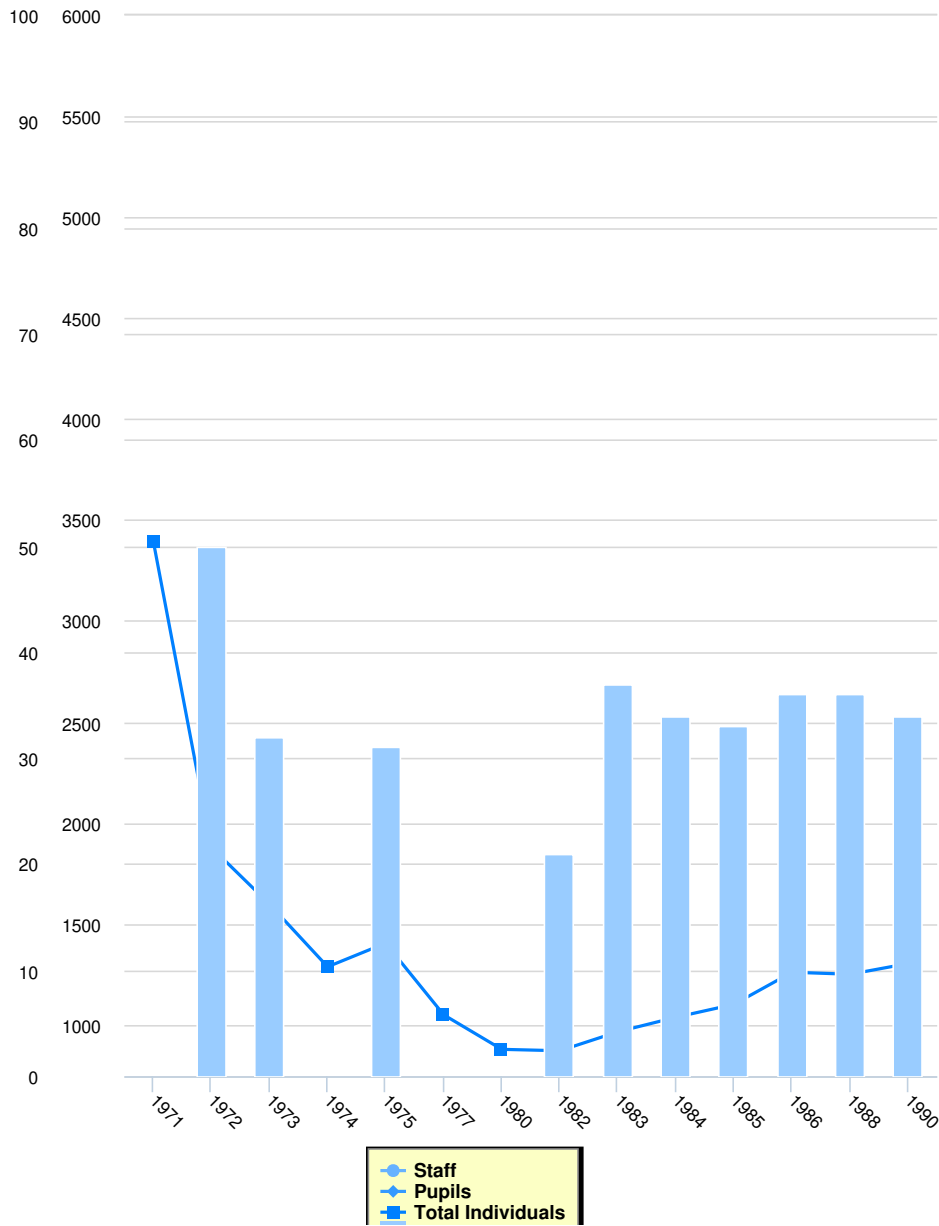


Clergy

	Serving Churches	Retired	Other Service to the Church	Total Clergy
1990	20	0	0	20
1988	17	0	0	37
1987	0	0	0	18
1986	0	0	0	18
1985	0	0	0	18
1984	16	0	0	29
1983	13	0	0	13
1982	14	0	0	15
1980	13	0	0	13
1978	20	0	0	30
1977	14	0	0	16
1975	13	0	0	13
1974	13	0	0	13
1973	18	0	0	19

	Serving Churches	Retired	Other Service to the Church	Total Clergy
1972	19	0	0	21
1971	23	0	0	23

Education



	Education			
	Total Schools	Staff	Pupils	Total Individuals
1990	34	0	0	1,303
1988	36	0	0	1,250
1986	36	0	0	1,260
1985	33	0	0	1,101
1984	34	0	0	1,037
1983	37	0	0	965
1982	21	0	0	871
1980	0	0	0	878
1977	0	0	0	1,049
1975	31	0	0	1,404
1974	0	0	0	1,287
1973	32	0	0	1,597
1972	50	0	0	1,878

1971	Total Schools 0	Staff 0	Pupils 0	Total Individuals 3,392
------	---------------------------	-------------------	--------------------	-----------------------------------

Total Benevolences	Total Financials	Finance	Total Giving	Local Expenses	Method
---------------------------	-------------------------	---------	---------------------	-----------------------	---------------

There is no data yet