



# **THE YEARBOOK**

of American & Canadian Churches

ASSOCIATION OF STATISTICIANS OF AMERICAN RELIGIOUS BODIES

# THE YEARBOOK OF AMERICAN & CANADIAN CHURCHES

Copyright © 2021 Association of Statisticians of American Religious Bodies All rights reserved.

No part of this book may be reproduced in any manner whatsoever without written permission of the publisher except in brief quotations embodied in critical articles or reviews. For more information, contact the Association of of Statisticians of American Religious Bodies

## ABOUT THE YEARBOOK

The Yearbook of American & Canadian Churches has served as the definitive handbook of North American denominations since 1916. Over our 100 year history, The Yearbook has remained an authoritative source for the most accurate and complete compilation of statistical data for North American religious bodies. Now an interactive online application, The Yearbook continues to catalog census information for \*\*\* denominational religious bodies. As of 2020, the Yearbook represents \*\*\*,\*\*\* faithful members, \*\*\*,\*\*\* clergy, \*\*\*,\*\*\* congregations, \*\*,\*\*\* educational bodies, and more than \$\*\*\*,\*\*\*,\*\*\*,\*\*\*.\*\* in total financial commitment.

Each listing contains a brief paragraph about the religious body, contact information for the group, and informative graphs detailing current and historical statistical data. Previously stewarded by the National Council of Churches, The Yearbook is overseen by the Association of Statisticians of American Religious Bodies (ASARB). in partnership with The National Council of Churches and Lake Institute on Faith and Giving. We invite you to join our effort by adding data for your religious group, becoming an ASARB member or making a contribution to our cause.

Visit us online at [www.asarb.org](http://www.asarb.org).

## OUR PARTNERS



## CHURCH OF GOD IN CHRIST (MENNONITE)

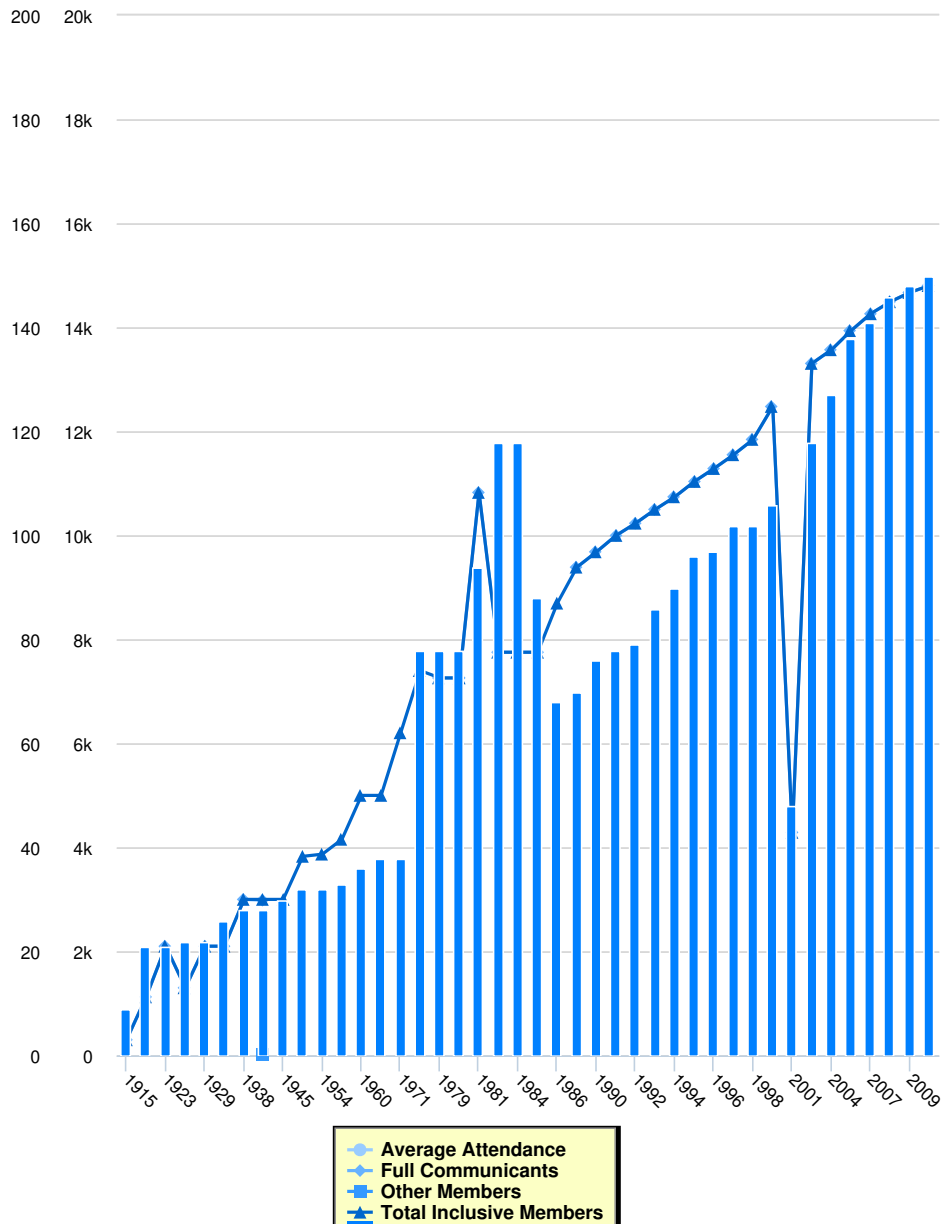


**Headquarters**  
100 S Avenue C  
Moundridge, KS 67107  
United States  
[info@gospelpublishers.com](mailto:info@gospelpublishers.com)  
<https://churchofgod...>  
[Christian Protestant TO BE  
ALLOCATED](#)

**Attesting Officer**  
DALE KOEHN  
Information Contact  
[\(620\)345-2532](tel:(620)345-2532)  
[dalekoehn.gp@cogicm.org](mailto:dalekoehn.gp@cogicm.org)

(One of the Mennonite conferences)  
(Will further improve)

## Membership



### Instructions for the Chart and Legend

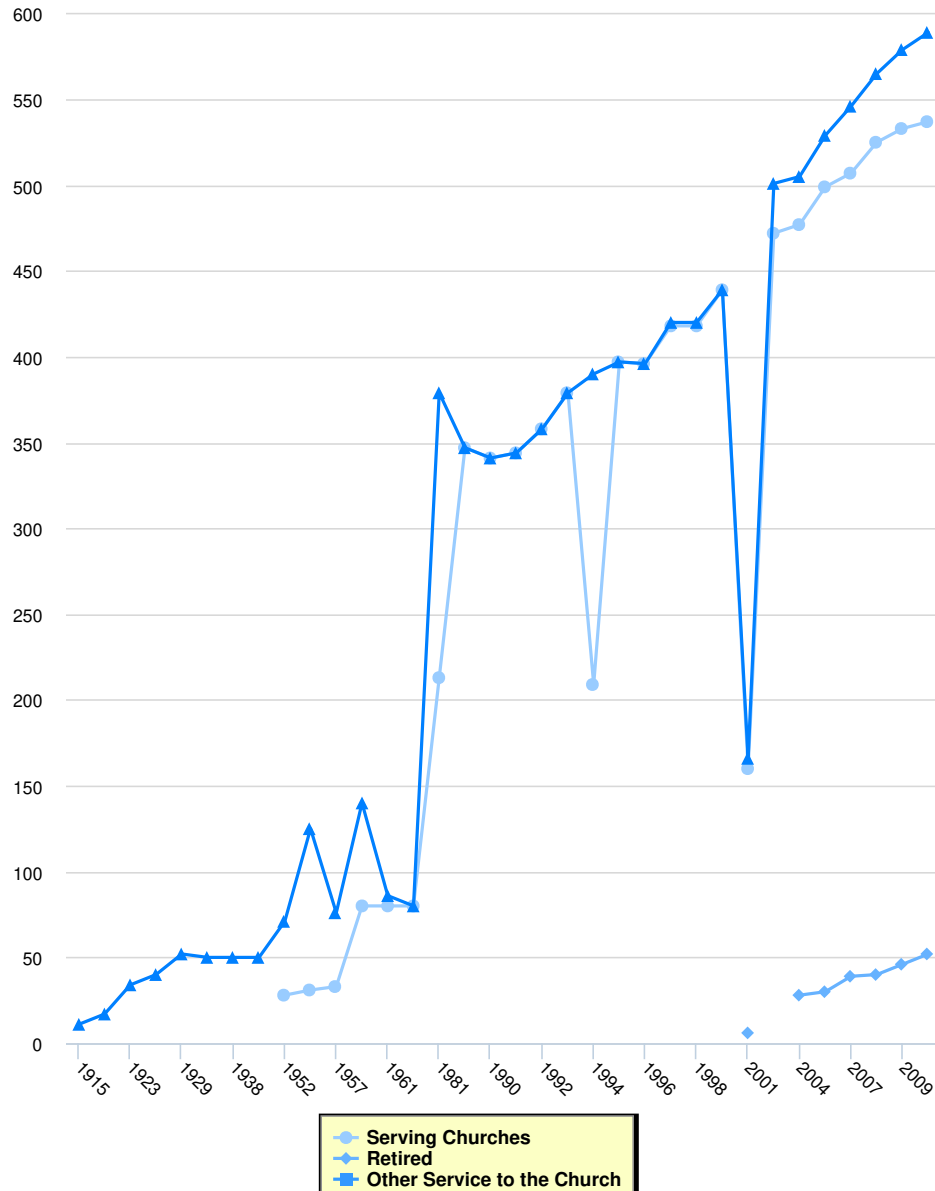
Simply click on the data set in the legend to make the values appear or disappear from the chart.

#### Membership

	Full Communicants	Average Attendance	Other Members	Total Inclusive Members	Total Churches	Membership Calculation Method
2010	14,804	0	0	14,804	150	
2009	14,672	0	0	14,672	148	
2008	14,493	0	0	14,493	146	
2007	14,262	0	0	14,262	141	
2006	13,938	0	0	13,938	138	
2004	13,570	0	0	13,570	127	
2003	13,307	0	0	13,307	118	
2001	4,289	0	0	4,289	48	
2000	12,479	0	0	12,479	106	
1998	11,846	0	0	11,846	102	

	<b>Full Communicants</b>	<b>Average Attendance</b>	<b>Other Members</b>	<b>Total Inclusive Members</b>	<b>Total Churches</b>	<b>Membership Calculation Method</b>
1997	11,551	0	0	11,551	102	
1996	11,286	0	0	11,286	97	
1995	11,037	0	0	11,037	96	
1994	10,742	0	0	10,742	90	
1993	10,500	0	0	10,500	86	
1992	10,234	0	0	10,234	79	
1991	9,999	0	0	9,999	78	
1990	9,684	0	0	9,684	76	
1989	9,389	0	0	9,389	70	
1986	0	0	0	8,697	68	
1985	7,753	0	0	7,753	88	
1984	7,753	0	0	7,753	118	
1983	7,753	0	0	7,753	118	
1981	10,826	0	0	10,826	94	
1980	7,259	0	0	7,259	78	
1979	7,259	0	0	7,259	78	
1978	0	0	0	7,400	78	
1971	0	0	0	6,204	38	
1961	0	0	0	5,000	38	
1960	0	0	0	5,000	36	
1957	0	0	0	4,156	33	
1954	0	0	0	3,870	32	
1952	0	0	0	3,828	32	
1945	0	0	0	3,000	30	
1940	2,985	0	15	3,000	28	
1938	3,000	0	0	3,000	28	
1936	2,100	0	0	2,100	26	
1929	2,100	0	0	2,100	22	
1925	1,300	0	0	1,300	22	
1923	2,100	0	0	2,100	21	
1916	1,125	0	0	1,125	21	
1915	300	0	0	300	9	

## Clergy

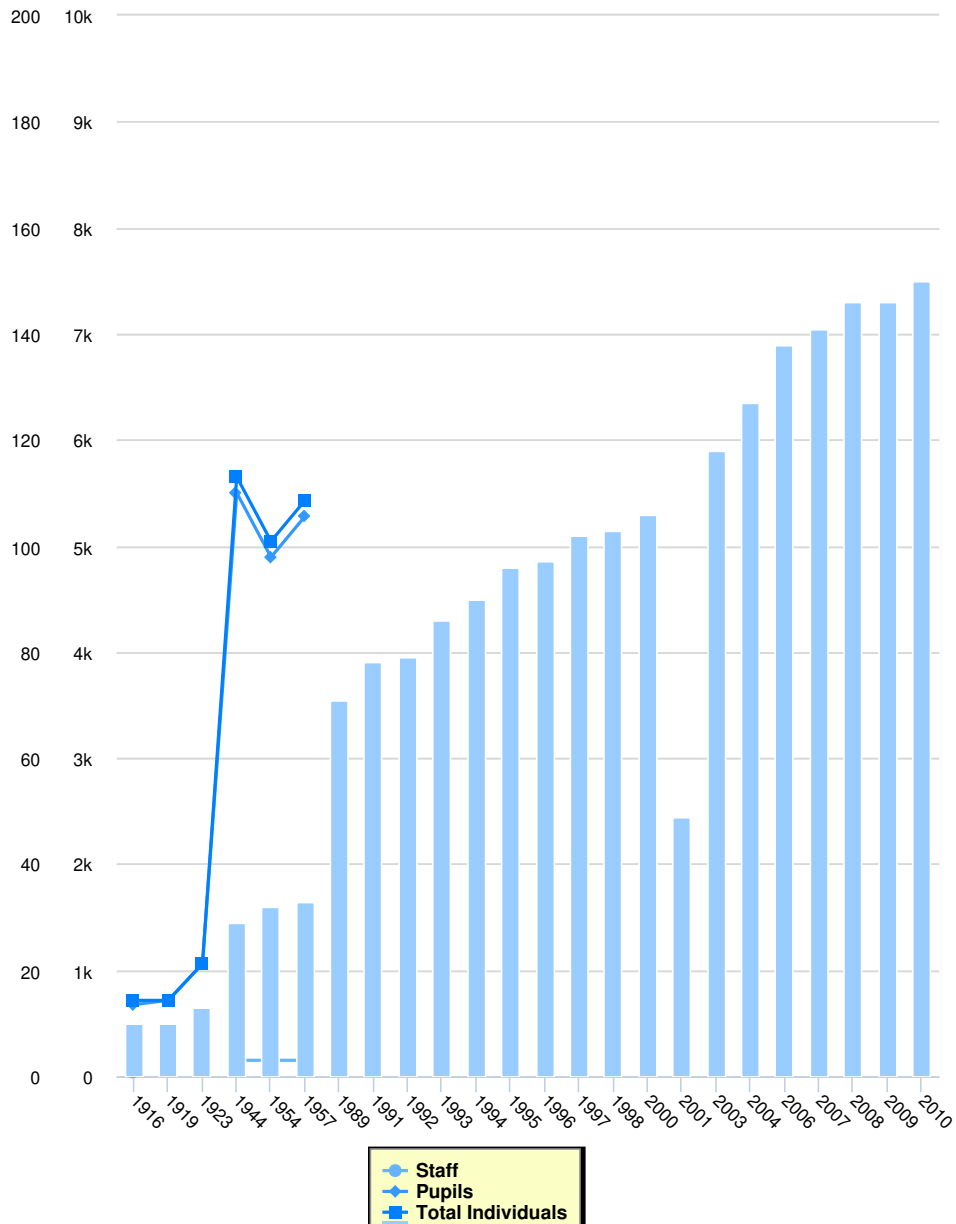


## Clergy

	<b>Serving Churches</b>	<b>Retired</b>	<b>Other Service to the Church</b>	<b>Total Clergy</b>
2010	537	52	0	589
2009	533	46	0	579
2008	525	40	0	565
2007	507	39	0	546
2006	499	30	0	529
2004	477	28	0	505
2003	472	0	0	501
2001	160	6	0	166
2000	439	0	0	439
1998	418	0	0	420
1997	418	0	0	420
1996	396	0	0	396
1995	397	0	0	397
1994	209	0	0	390

	<b>Serving Churches</b>	<b>Retired</b>	<b>Other Service to the Church</b>	<b>Total Clergy</b>
1993	379	0	0	379
1992	358	0	0	358
1991	344	0	0	344
1990	341	0	0	341
1989	347	0	0	347
1981	213	0	0	379
1971	80	0	0	80
1961	80	0	0	86
1960	80	0	0	140
1957	33	0	0	76
1954	31	0	0	125
1952	28	0	0	71
1940	0	0	0	50
1938	0	0	0	50
1936	0	0	0	50
1929	0	0	0	52
1925	0	0	0	40
1923	0	0	0	34
1916	0	0	0	17
1915	0	0	0	11

## Education

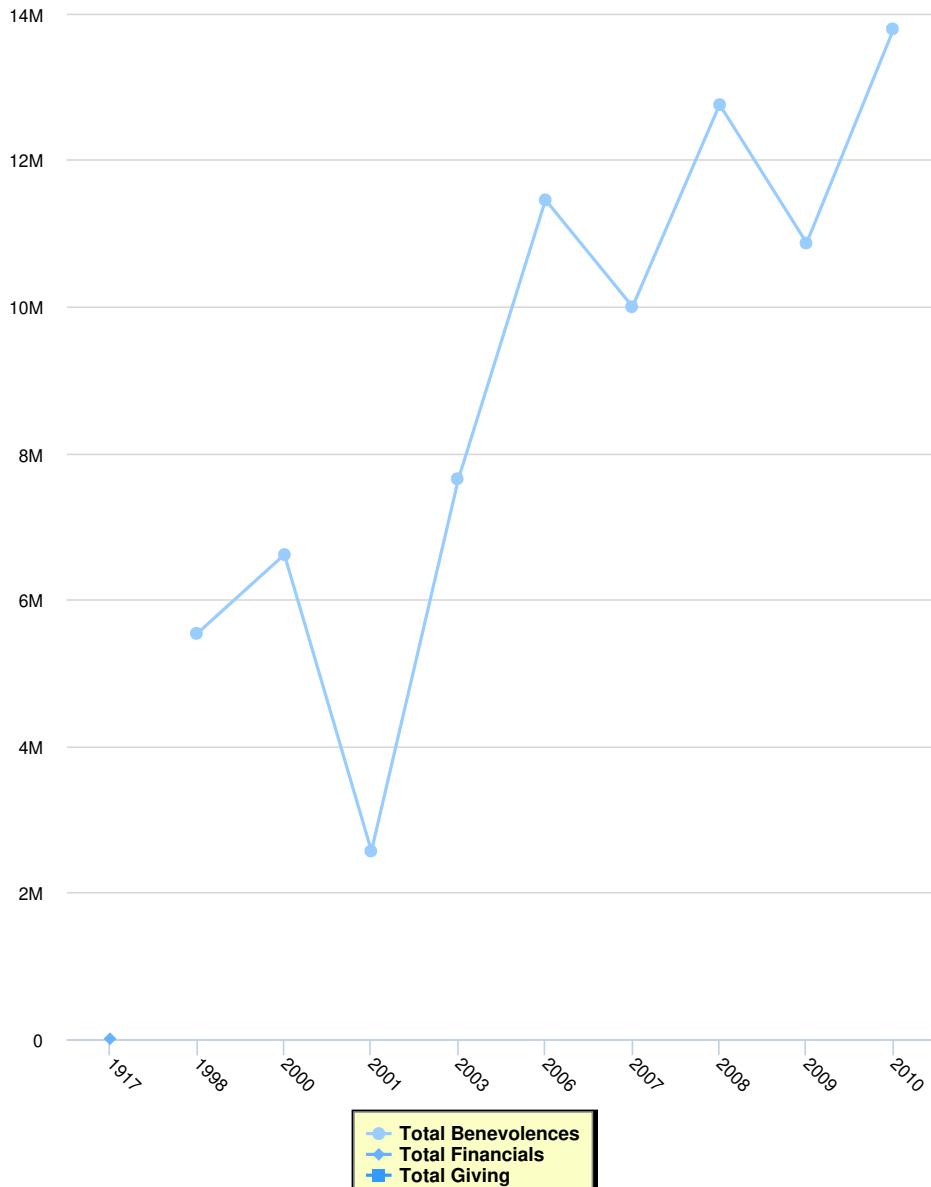


	Education			
	Total Schools	Staff	Pupils	Total Individuals
2010	150	0	0	0
2009	146	0	0	0
2008	146	0	0	0
2007	141	0	0	0
2006	138	0	0	0
2004	127	0	0	0
2003	118	0	0	0
2001	49	0	0	0
2000	106	0	0	0
1998	103	0	0	0
1997	102	0	0	0
1996	97	0	0	0
1995	96	0	0	0



	<b>Total Schools</b>	<b>Staff</b>	<b>Pupils</b>	<b>Total Individuals</b>
1994	90	0	0	0
1993	86	0	0	0
1992	79	0	0	0
1991	78	0	0	0
1989	71	0	0	0
1957	33	150	5,281	5,431
1954	32	150	4,893	5,043
1944	29	150	5,500	5,650
1923	13	0	1,060	1,060
1919	10	0	715	715
1916	10	40	675	715

## Finance



## Finance

	<b>Total Benevolences</b>	<b>Total Financials</b>	<b>Total Giving</b>	<b>Local Expenses</b>	<b>Method</b>
2010	\$13,786,989	\$0	\$0	\$0	
2009	\$10,865,526	\$0	\$0	\$0	
2008	\$12,753,648	\$0	\$0	\$0	
2007	\$9,996,433	\$0	\$0	\$0	
2006	\$11,453,355	\$0	\$0	\$0	
2003	\$7,647,570	\$0	\$0	\$0	
2001	\$2,568,585	\$0	\$0	\$0	
2000	\$6,613,476	\$0	\$0	\$0	
1998	\$5,538,073	\$0	\$0	\$0	
1917	\$0	\$6,333	\$0	\$0	